

GET STARTED!

EDITION 2018/19

DURACELL[®]

AUTOMOTIVE



duracell-automotive.com



LANGLEBIGKEIT, POWER, INNOVATION

Die neue Kraft auf Europas Straßen. Duracell – dieser Name steht für unvergleichliche Langlebigkeit, volle Power in extremen Situationen und kontinuierliche Weiterentwicklung der Produkte. Moderne Fahrzeuge verlangen heutzutage einer Starterbatterie alles ab. Duracell Batterien sind dafür gemacht, Tag für Tag die volle Leistung und verlässliche Startbarkeit zu bringen. Die Produktpalette reicht von der „Starter“ – dem Einstieg in die Markenwelt von Duracell über die „Advanced“, den AGM- und EFB-Spezialisten für Start/Stopp-Fahrzeuge bis hin zum Schwerstarbeiter „Professional“ für Trucks, Busse und Landmaschinen.

LONG LIFE, POWER, INNOVATION

The new force on Europe's streets. Duracell – this name stands for ultimate durability and life, maximum power in extreme situations and continuous further product development. Modern vehicles now make massive demands on starter batteries. Duracell Batteries are constructed, to deliver maximum performance and reliable starting every single day, and in all conditions. The product range from the ‚Starter‘ – the entry into the Duracell brand, and continue through the ‚Advanced‘, the AGM and EFB types for start stop applications, up to the ultimate hard working ‚Professional‘ for trucks, buses and agricultural vehicles.



DATEN UND FAKTEN

- ▶ Verlässliches Kaltstartverhalten
- ▶ Sicherheit und Auslaufschutz durch 4-Kammern-Flachdeckel mit integriertem Rückzündschutz
- ▶ Absolut wartungsfrei dank moderner Calcium-Technologie
- ▶ 12 Batterietypen von 44 Ah bis 95 Ah
- ▶ Produktkennzeichnung mit UK-Nr. und EN/SAE Kaltstartstrom
- ▶ Optimales Preis-Leistungs-Verhältnis

FACTS AND FIGURES

- ▶ Reliable starting power
- ▶ Safety and leak protection due to a four-chamber flat lid with integrated flame arrester
- ▶ Modern calcium technology – zero maintenance
- ▶ 12 battery models from 44 Ah to 95 Ah
- ▶ Product classification with UK number and EN/SAE cold crank power
- ▶ Optimum price-performance ratio

DURACELL®

STARTER

QUALITÄT & ZUVERLÄSSIGKEIT

Der Einstieg in die hochqualitative Markenwelt von Duracell.

Die modernst ausgestattete Duracell Starter punktet mit einem optimalen Preis-Leistungsverhältnis und ist die erste Wahl für Kunden, die optimale Performance zum Superpreis wünschen. Denn Duracell Starter lässt keine Wünsche offen: Verlässliche Kraft bei jedem Kaltstart, absolute Wartungsfreiheit dank moderner Vollcalcium-Technologie und höchste Sicherheit. Dafür sorgt der 4-Kammern Auslaufschutz. Kein Auslaufen von Batteriesäure bei Rüttelbelastung, optimierte Betriebssicherheit durch Zentralentgasung und eingeschweißte, unverlierbare Rückzündschutzfritte. Transparente Produktauszeichnung mit UK-Nummer und EN/SAE-Kaltstartstrom und 12 Batterietypen 44 Ah bis 95 Ah sind weitere Beweise für die universellen Einsatzmöglichkeiten dieser hochwertigen Batterie.

QUALITY & RELIABILITY


The entry into the high quality world of the Duracell brand.

The Duracell Starter, built to the the most modern standards, offers an optimal combination of price and performance and is the obvious choice for customers who demand an excellent product for a super price. In this respect, Duracell Starter is the ideal solution – Reliable power for every engine start, completely maintenance free by means of modern full calcium technology, and the highest safety standards.

The 4-chamber leak protection feature ensures no acid leakage of acid if the battery is exposed to vibration, maximum safety once installed via the central venting system and an integral flame arrestor to protect against external ignition. Clear product part numbering, including EN/SAE Cold cranking values and UK part numbering and a range of 12 battery types from 44 Ah up to 95 Ah demonstrate the universal suitability of this high value battery.

**4-Kammern Auslaufschutz:
bewährte Sicherheit**

**4-chamber leak protection:
proven safety**





DURACELL
ADVANCED

AUTOMOTIVE

EXTENDED

DATEN UND FAKTEN

- ▶ Optimierte Kaltstartwerte, maximale Startkraft
- ▶ Voll-Calcium-Technologie – absolut wartungsfrei
- ▶ Unterstützt hohe Bordnetzströme dank robustem Zyklenverhalten
- ▶ Höchste Auslauf-, Rückzünd- und ESD-Sicherheit
- ▶ Vibrationssicher dank Bodenverklebung der Elektroden
- ▶ 28 Batterietypen von 40 Ah bis 110 Ah
- ▶ Produktkennzeichnung mit UK-Nummer und EN/SAE-Kaltstartstrom

FACTS AND FIGURES

- ▶ Improved cold crank characteristics, maximum starting power
- ▶ Modern calcium technology – zero maintenance
- ▶ Supports high on-board power due to robust cyclical behaviour
- ▶ Maximum leak and external ignition protection, superior ESD-safety
- ▶ Vibration resistant due to the bonding of the plates to the battery floor
- ▶ 28 battery models from 40 Ah to 110 Ah
- ▶ Product classification with UK number and EN/SAE cold crank power

DURACELL®

ADVANCED



MEHR POWER & LEBENSDAUER

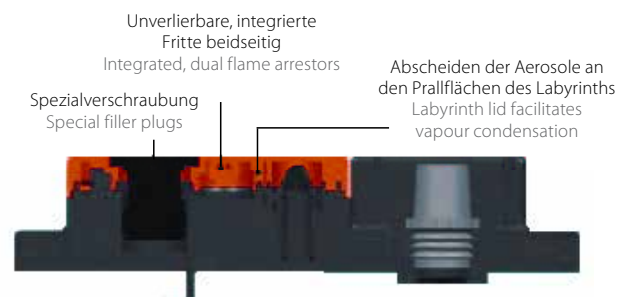
Maximale Startkraft und Bordpower. Die Duracell Advanced ist der Inbegriff der Markenqualität von Duracell-Automotive! Die Energiespender erfüllen die strengen Vorgaben der führenden Automobilbauer – also die ideale Batterie für den modernen PKW. Das Bordkraftwerk vereint Voll-Calcium Technologie für mehr Startkraft mit größtmöglicher Sicherheit durch den Double-Lid Auslaufschutz. Dieser Batteriedeckel sorgt für absolute Auslaufsicherheit bei hohen Neigungswinkeln oder Überschlag, verbesserte Absicherung gegen Rückzündung, ESD Schutz gegen elektrostatische Aufladung und verfügt über eine beidseitig montierbare Gasableitung. Ideal für moderne SUV. Duracell Advanced punktet dazu mit optimierten Kaltstartwerten, mit robustem Zyklenverhalten und ist absolut wartungsfrei. 28 Batterietypen passen für fast alle europäischen und asiatischen Fahrzeuge.

EXTRA POWER & LIFE

Maximum power for starting and for the vehicle systems. The Duracell Advanced is the embodiment of the Duracell Automotive brand quality! This power source meets the highest demands of leading vehicle manufacturers, so it is the ideal battery for the modern car. Its construction combines full calcium technology for improved starting power, with the highest possible safety via the double lid. This battery lid ensures the acid is fully contained even if the battery is tipped up or rolls over. Additional features include improved protection against external ignition, anti static buildup protection, and dual option remote venting. Ideal for modern SUV's. Duracell Advanced offers optimized cold cranking values, robust cyclic capability and is completely maintenance free. 28 battery types give almost complete range cover for all European and Asian vehicles.

Double Lid – Der Hochsicherheitsdeckel der Duracell Advanced

Double Lid – The first class safety lid of the Duracell Advanced



AUTOMOTIVE STOP/START

DURACELL[®]

EXTREME AGM

3X

DATEN EXTREME EFB

- ▶ Zyklenfeste Starterbatterie – drei Typen mit 60/70/80 Ah
- ▶ 2-fache Zyklenfestigkeit im Vergleich zu Starterbatterien
- ▶ Vlies-Auflage am Separator und spezielle Rezeptur der Aktivmasse
- ▶ Double-Lid Deckel sorgt für maximale Auslauf- und Betriebssicherheit
- ▶ Hohe Rüttelfestigkeit V3 gemäß EN 50342-1
- ▶ Absolut wartungsfrei dank Voll-Calcium-Technologie
- ▶ Produktkennzeichnung mit UK-Nummer und EN/SAE-Kaltstartstrom

FACTS EXTREME EFB

- ▶ Cycle-resistant starter battery – three models with 60/70/80 Ah
- ▶ Twice the cycle resistance compared to standard batteries
- ▶ Nonwoven cover on the separator and special active mass composition
- ▶ Double lid cover for maximum leak protection and operational safety
- ▶ Top V3 vibration resistance rating pursuant to EN 50342-1
- ▶ Modern calcium technology – zero maintenance
- ▶ Product classification with UK number and EN/SAE cold crank power

DATEN EXTREME AGM

- ▶ Ventilregulierte Vliesbatterie – vier Typen mit 70/80/92/105 Ah
- ▶ 3-fache Zyklenfestigkeit im Vergleich zu Starterbatterien
- ▶ Auslaufsicher dank im Glasvlies gebundenem Elektrolyt (Absorbent Glass Mat)
- ▶ Absolut wartungsfrei durch Rekombinationstechnik
- ▶ Geringer Innenwiderstand – höchste Startleistung
- ▶ Einbau bis maximal 90° Neigungswinkel möglich
- ▶ Produktkennzeichnung mit UK-Nummer und EN/SAE-Kaltstartstrom

FACTS EXTREME AGM

- ▶ Valve-regulated nonwoven glass mat battery (VRLA) – four models with 70/80/92/105 Ah
- ▶ Three times greater cycle resistance than standard batteries
- ▶ Leak-proof due to electrolyte bonding into a glass nonwoven (absorbent glass mat)
- ▶ Zero maintenance owing to recombination technology
- ▶ Very low internal resistance – maximum starting power
- ▶ Installation in a lateral position possible (max. 90° angle)
- ▶ Product classification with UK number and EN/SAE cold crank power

DURACELL®

EXTREME

DIE START/STOPP-SPEZIALISTEN

EFB- und AGM-Technik für Start/Stopp-Fahrzeuge. Die Duracell Extreme ist für den Einsatz in umweltfreundlichen Fahrzeugen mit Motor-Start/Stopp-Funktion konzipiert. Die EFB (Enhanced Flooded Battery) kommt vorwiegend bei Mittelklasse-PKW, Kleinwagen und einfachen Start/Stopp-Systemen zum Einsatz. Die AGM (Absorbent Glass Mat) wird vor allem bei Mittel- und Oberklassefahrzeugen mit Start/Stopp-Systemen und Bremsenergieerückgewinnung (Rekuperation) eingesetzt. Die Duracell Extreme Premiumprodukte erfüllen die Vorgaben der führenden Automobilhersteller und sind mit insgesamt sieben Typen von 60 Ah bis 105 Ah die erste Wahl für spritsparende PKW.

THE STOP-START SPECIALISTS

EFB- und AGM- Technology for stop-start vehicles. The Duracell Extreme is built for use in environmentally friendly cars which incorporate the stop-start function. The EFB (Enhanced Flooded Battery) is used primarily in medium and small cars and LCV that have only basic stop-start features. The AGM (Absorbent Glass Mat) battery is mainly used on medium and executive/luxury vehicles, where more complex stop-start functions together with brake energy recuperation are standard. The Duracell Extreme premium products meet the demands of leading car manufacturers, and with a range of seven types from 60 Ah to 105 Ah are the first choice for fuel efficient cars.

Duracell Extreme – die modernen Kraftwerke für Start/Stopp-Fahrzeuge
Duracell Extreme – the modern power supply for stop-start vehicles



3X Durability & Cycle-Resistance



2X Durability & Cycle-Resistance





DATEN PROFESSIONAL HD

- ▶ Einfache Wartung: Sichtbare Elektrolyt-Markierung, praktische Verschraubung
- ▶ Satzverklebung sorgt für robuste Konstruktion
- ▶ Taschenseparatoren gegen Kurzschluss
- ▶ Produktkennzeichnung mit UK-Nummer und EN/SAE-Kaltstartstrom
- ▶ Optimales Preis-Leistungs-Verhältnis

DATEN PROFESSIONAL SHD

- ▶ EN 50342-1:2016 Einstufung E4/V3: Super Heavy Duty extra zyklen- und rüttelfest
- ▶ Hybrid-Technologie sorgt für minimalen Wasserverbrauch
- ▶ 6 Batterietypen von 110 bis 225 Ah
- ▶ Hohe Sicherheit: Zentralentgasung, Rückzündschutz, Sicherheitsverschraubung
- ▶ Verbessertes Auslaufschutz bei Typen 145/180/225 Ah – 4-Kammern-Flachdeckel mit eingeschweißter, unverlierbarer Rückzündfritte
- ▶ Produktkennzeichnung mit UK-Nummer und EN/SAE-Kaltstartstrom

DATEN PROFESSIONAL EFB

- ▶ Angebot von 2 Standard-Batteriegrößen (Gehäuse B und C) mit 190 Ah bzw. 240 Ah
- ▶ Erhöhte Zyklenfestigkeit durch Aktivmasserezeptur und Vliesauflagen
- ▶ Robustes Design und beste Rüttelfestigkeit durch spezielle Satzfixierung
- ▶ Verbesserte Korrosionsbeständigkeit der Gitter durch Einsatz kontinuierlicher Herstellungsverfahren
- ▶ Calcium Technologie sorgt für minimalen Wasserverbrauch
- ▶ Konzipiert für höchsten Energiebedarf aufgrund steigender Komfortfunktionen im Fern-LKW
- ▶ Wartungsfrei (kein Wasser nachfüllen) unter normalen Betriebsbedingungen
- ▶ Zentralentgasung mit integriertem Rückzündschutz
- ▶ Anbauteile zur Verbesserung der Produktsicherheit: Kurzschlusschutz, ESD Stopfen*
- ▶ Abmessungen entsprechen EN 50342-4:2009

FACTS PROFESSIONAL HD

- ▶ Simple maintenance: externally visible electrolyte level markings, practical plugs
- ▶ Robust design with set bonding
- ▶ Envelope separator to protect against short circuits
- ▶ Product classification with UK number and EN/SAE cold cranking power
- ▶ Optimum price-performance ratio

FACTS PROFESSIONAL SHD

- ▶ EN 50342-1:2016 rating E4/V3: Super Heavy Duty extra cycle- and vibration resistant
- ▶ Maintenance-free: Hybrid technology ensures minimum water consumption
- ▶ Six models from 110 to 225 Ah
- ▶ Superior Safety: Central degassing, external ignition protection, safety plugs
- ▶ Improved leak protection for models 145/180/225 Ah due to 4-chamber flat lid with an integral flame arrester
- ▶ Product classification with UK number and EN/SAE cold crank power

FACTS PROFESSIONAL EFB

- ▶ Choice of two standard battery sizes (B and C boxes) with 190 and 240 Ah respectively
- ▶ Increased cyclical resistance owing to an active mass recipe and non-woven, electrode sleeves
- ▶ Robust design and optimum vibration resistance due to special set anchorage
- ▶ Improved mesh corrosion resistance derived from the use of a continuous production process
- ▶ Calcium technology for minimum water consumption
- ▶ Designed for the maximum energy requirements derived from the growing number of comfort functions in long-distance trucks
- ▶ Maintenance-free (no topping-up with water) under normal operating conditions
- ▶ Central degassing with integrated backfire protection
- ▶ Add-ons such as short circuit protection and ESD plugs* for enhanced product safety
- ▶ Dimensions in line with EN 50342-4:2009

DURACELL®

PROFESSIONAL

DIE FERN-LKW POWER.

In Nutzfahrzeugen muss eine Bordnetzatterie täglich Höchstleistung bringen. Besonders die ständig steigenden Komfortfunktionen brauchen jede Menge Energie – gerade wenn der Fahrer im Fern-LKW übernachtet, benützt er dabei extrem viele elektrische Verbraucher. Wird die Batterie im Heckrahmen integral verbaut, muss sie extrem robust und rüttelfest sein.

Auf diese speziellen Anforderungen hat DURACELL eine starke Antwort: die neue PROFESSIONAL EFB! Denn ein Fern-LKW ist heute mehr als nur Transportmittel. Er ist zugleich Arbeitsplatz und Zuhause – oftmals auch für 5 Tage die Woche. Da ist es gut zu wissen, dass auf die starke Bordnetzatterie Verlass ist, die für Licht, Klima, Küche, Unterhaltung und vieles mehr sorgt.

Bei Batteriewechsel bitte unbedingt beachten! Verbauen Sie niemals eine konventionelle Nassbatterie in einem Kraftfahrzeug, das serienmäßig mit einer EFB Batterie ausgestattet wurde. Ist ein Batteriewechsel erforderlich, ersetzen Sie die Batterie bitte auf jeden Fall durch eine EFB Batterie mit gleichem Gehäuse und identer Leistungsklasse.

DURACELL Tipp: Ein Upgrade der konventionellen Starterbatterie zur noch leistungsstärkeren und zyklenfesteren PROFESSIONAL EFB ist möglich.

INSTALLING THE POWER INTO LONG-DISTANCE TRUCKS.

The batteries employed for the electrical systems in commercial vehicles have to provide top performance on a daily basis and in addition, the steady increase in the number of comfort functions demands large quantities of energy. In particular, this applies when long-distance truck drivers remain in their vehicles overnight and use a very large number of power consumers. Moreover, if the battery is to be integrated into the rear section of the truck frame, it must be extremely robust and vibration-resistant.

DURACELL's powerful response to these special demands comes in the shape of the new PROFESSIONAL EFB, which is all the more essential owing to the fact that the long-distance truck of today is no longer merely a means of transportation. In fact, it is both a workplace and frequently a home for up to five days at a stretch. Therefore, it is good to know that a strong electrical system battery can be relied upon to supply lighting, air conditioning, the kitchen unit, entertainment and many other comforts.

Please note when exchanging the battery that a vehicle fitted with an EFB battery may never be retrofitted with a conventional wet battery. Should battery replacement become necessary, always use an EFB battery with an identical box and performance class.

DURACELL tip! A conventional starter battery can be upgraded into a more powerful and cycle-resistant PROFESSIONAL EFB.








BATTERY PROGRAM

DURACELL STARTER

Battery type	Battery type UK	Box	Capacity Ah 20h	Cold crank current A EN	Cold crank current A SAE	Layout	Terminal	Length (max.) mm
Duracell Starter (SLI-battery for cars with fewer electrical components)								
DS 44	UK063	LB1	44	360	400	0	1	210
DS 45	UK048	E2	45	300	320	0	1	218
DS 45L	UK049	E2	45	300	320	1	1	218
DS 45H	UK012	L1	45	400	420	0	1	210
DS 55	UK065	LB2	55	450	480	0	1	241
DS 60	UK075	LB2	60	480	500	0	1	241
DS 62	UK027	L2	62	510	540	0	1	241
DS 70	UK100	LB3	70	640	680	0	1	278
DS 72	UK096	L3	72	660	700	0	1	278
DS 72L	UK086	L3	72	660	700	1	1	278
DS 88	UK017	LB5	88	680	740	0	1	354
DS 95	UK019	L5	95	720	760	0	1	354

DURACELL ADVANCED

Battery type	Battery type UK	Box	Capacity Ah 20h	Cold crank current A EN	Cold crank current A SAE	Layout	Terminal	Length (max.) mm
Duracell Advanced (High performance SLI-battery for modern cars with many on-board electronics)								
DA 40B	UK054 BH	35NS / B19	40	330	360	0	3	187
DA 40	UK054	35NS / B19	40	330	360	0	3	187
DA 40L	UK055	35NS / B19	40	330	360	1	3	187
DA 42	UK202	L0	42	390	420	0	1	175
DA 44	UK063	LB1	44	420	450	0	1	210
DA 45	UK044	45NS / B24	45	390	420	0	1+3	238
DA 45L	UK043	45NS / B24	45	390	420	1	1+3	238
DA 50	UK012	L1	50	450	480	0	1	210
DA 50T 	UK063	LB1	50	400	420	0	1	210
DA 50H 	UK012	L1	50	420	450	0	1	210
DA 60	UK005L	D23	60	510	550	0	1	233
DA 60L	UK005R	D23	60	510	550	1	1	233
DA 60T	UK075	LB2	60	540	600	0	1	241
DA 62H	UK027	L2	62	550	600	0	1	241
DA 63T 	UK075	LB2	63	600	650	0	1	241
DA 63H	UK027	L2	63	620	665	0	1	241
DA 70	UK068	D26	70	600	650	0	1	260
DA 70L	UK069	D26	70	600	650	1	1	260
DA 72	UK100	LB3	72	670	710	0	1	278
DA 74	UK096	L3	74	680	740	0	1	278
DA 77T 	UK100	LB3	77	680	740	0	1	278
DA 77H 	UK096	L3	77	700	750	0	1	278
DA 80	UK110	LB4	80	700	750	0	1	315
DA 95	UK249	D31	95	740	780	0	1	303
DA 95L	UK250	D31	95	740	780	1	1	303
DA 95H	UK019	L5	95	780	820	0	1	354
DA 100	UK019	L5	100	820	860	0	1	354
DA 110	UK020	L6	110	900	950	0	1	394



GA = battery with central degassing, mG = with handle, RZS = flame arrester





			Battery specifications	Base hold-down	Application
Width (max.) mm	Box height (max.) mm	Total height (max.) mm			
175	175	175	mGGA	B13	BMW, Opel, Renault, Fiat, Skoda, VW
135	203	225		B01	Renault R8-R13, Dacia
135	203	225		B01	Peugeot, Honda, Dacia
175	190	190	mGGA	B13	Fiat, Alfa Romeo, Lancia, Citroën, Peugeot
175	175	175	mGGA	B13	BMW, Fiat, Ford, Peugeot, Renault
175	175	175	mGGA	B13	Mercedes, BMW, Opel, Peugeot, Renault, Ford
175	190	190	mGGA	B13	Mercedes, BMW, VW, Opel, Peugeot, Citroën
175	175	175	mGGA	B13	Mercedes, BMW, Opel, Fiat, Ford
175	190	190	mGGA	B13	Mercedes, BMW, VW, Opel, Fiat, Peugeot, Citroën
175	190	190	mGGA	B01	Chrysler Voyager
175	175	175	mGGA	B13	BMW D, Citroën D, Mercedes D, VW D
175	190	190	mGGA	B13	Audi, BMW, Mercedes, Porsche, VW

			Battery specifications	Base hold-down	Application
Width (max.) mm	Box height (max.) mm	Total height (max.) mm			
137	204	226	mGGA	B01	Hyundai Atos, i 10, Kia Picanto, Honda Jazz 03-
127	204	226	mGGA	B00	Daihatsu, Honda, Mitsubishi, Subaru, Suzuki
127	204	226	mGGA	B00	Suzuki, Daihatsu, Honda, Subaru
175	190	190	GA	B13	Fiat, Alfa Romeo, Lancia, Aixam 99
175	175	175	mGGA	B13	BMW, Ford, Opel, Renault, Fiat, Skoda, VW
129	203	225	mGGA	B00	Toyota, Subaru, Mazda, Suzuki, Toyota
129	203	225	mGGA	B00	Daihatsu, Mitsubishi, Honda, Suzuki, Hyundai
175	190	190	mGGA	B13	Fiat, Alfa Romeo, Lancia, Citroën, Peugeot
175	175	175	mGGA	B13	Ford, Opel
175	190	190	mGGA	B13	Fiat, Alfa Romeo, Lancia, Citroën, Peugeot
173	203	225	mGGA	B00	Mazda, Subaru, Nissan, Suzuki, Toyota, Hyundai, Kia
173	203	225	mGGA	B00	Nissan, Toyota, Honda, Mazda, Isuzu, Mitsubishi
175	175	175	mGGA	B13	Ford, Opel
175	190	190	mGGA	B13	Mercedes, BMW, Opel, Peugeot, Renault
175	175	175	mGGA	B13	Ford, Opel
175	190	190	mGGA	B13	Mercedes, BMW, VW, Opel, Peugeot, Citroën
174	200	222	mGGA	B01	Daihatsu, Honda, Isuzu, Mazda, Mitsubishi, Nissan
174	200	222	mGGA	B01	Volvo, Honda, Hyundai, Isuzu, Kia, Mitsubishi, Nissan
175	175	175	mGGA	B13	Ford, Opel
175	190	190	mGGA	B13	Mercedes, BMW, VW, Opel, Fiat, Peugeot, Citroën
175	175	175	mGGA	B13	Ford, Opel
175	190	190	mGGA	B13	Mercedes, BMW, VW, Opel, Fiat, Peugeot, Citroën
175	175	175	mGGA	B13	Audi D, BMW D, Nissan D, Renault D, VW D
173	203	225	mGGA	B07	Fiat Tractors, Mazda D, Nissan, Toyota D, Hyundai D, Kia D
173	203	225	mGGA	B07	Nissan D, Toyota D, Mitsubishi D, Hyundai D, Kia D
175	190	190	mGGA	B13	Audi, BMW, Mercedes, Porsche, VW
175	190	190	mGGA	B13	Audi, BMW, Mercedes, Porsche, VW
175	190	190	mGGA	B13	Audi, BMW, Mercedes, Porsche, VW

DURACELL EXTREME

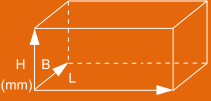
Battery type	Battery type UK	Box	Capacity Ah 20h	Cold crank current A EN	Cold crank current A SAE	Layout	Terminal	
								Length (max.) mm
Duracell Extreme AGM (AGM-battery for advanced stop/start-systems with BER)								
DE 70 AGM	UK096 AGM	L3	70	720	760	0	1	278
DE 80 AGM	UK110 AGM	L4	80	800	850	0	1	315
DE 92 AGM	UK019 AGM	L5	92	850	900	0	1	354
DE 105 AGM 	UK020 AGM	L6	105	950	1000	0	1	394
Duracell Extreme EFB (EFB-battery for simple stop/start-systems)								
DE 60 EFB	UK027 EFB	L2	60	560	600	0	1	241
DE 70 EFB	UK096 EFB	L3	70	660	700	0	1	278
DE 80 EFB 	UK115 EFB	L4	80	780	820	0	1	315

DURACELL PROFESSIONAL

Battery type	Battery type UK	Box	Capacity AH 20h	Cold crank current A EN	Cold crank current A SAE	Layout	Terminal	
								Length (max.) mm
Duracell Professional EFB (EFB batteries for long-distance trucks with highest energy demand)								
DP 190 EFB 	UK629 EFB OE	B	190	1050	1100	3	1	514
DP 240 EFB 	UK632 EFB OE	C	240	1200	1250	3	1	517
Duracell Professional (Heavy Duty and Super Heavy Duty batteries for trucks and HCV)								
DP 110	UK663	Compact	110	800	850	0	1	344
DP 110 L	UK664	Compact	110	800	850	1	1	344
DP 110 SHD	UK615 SHD	MAC 110	110	760	800	3	1	514
DP 135 SHD	UK630 SHD	MAC 110	135	900	950	3	1	514
DP 140	UK637	A	140	760	800	3	1	514
DP 145 SHD	UK637 SHD	A	145	800	850	3	1	514
DP 170 SHD	MAC140	MAC 140 SHD	170	1000	1050	3	1	514
DP 180	UK629	B	180	950	1000	3	1	514
DP 180 SHD	UK629 SHD	B	180	1000	1050	3	1	514
DP 225	UK632	C	225	1050	1100	3	1	517
DP 225 SHD	UK632 SHD	C	225	1150	1200	3	1	517

GA = battery with central degassing, mG = with handle, RZS = flame arrester, BER = brake energy recuperation



			Battery specifications	Base hold-down	Application
Width (max.) mm	Box height (max.) mm	Total height (max.) mm			
175	190	190	mG	B13	BMW, VW, Audi, Mercedes, Porsche, Taxis
175	190	190	mG	B13	BMW, VW, Audi, Mercedes, Porsche, Taxis
175	190	190	mG	B13	BMW, VW, Audi, Mercedes, Porsche, Taxis
175	190	190	mG	B13	BMW, VW, Audi, Mercedes, Porsche, Taxis
175	190	190	mGGA	B13	Alfa Romeo, Audi, BMW, Citroën, Fiat, Peugeot, Seat, Skoda, Toyota, VW
175	190	190	mGGA	B13	Alfa Romeo, Audi, BMW, Citroën, Fiat, Peugeot, Seat, Skoda, Toyota, VW
175	190	190	mGGA	B13	Alfa Romeo, Audi, BMW, Citroën, Fiat, Peugeot, Seat, Skoda, Toyota, VW

			Battery specifications	Base hold-down	Application
Width (max.) mm	Box height (max.) mm	Total height (max.) mm			
223	195	220	mGGARZS	B00	Fern-LKW: MAN, Mercedes, Volvo, Scania, Steyr Trucks
273	212	240	mGGARZS	B00	Fern-LKW: MAN, Mercedes, Volvo, Scania, Steyr Trucks
172	214	230	mG	B00	IHC, Massey Ferguson
172	214	230	mG	B00	IHC, McCormick
175	210	210	mGGARZS	B03	MAN, Mercedes, Roman, Robur
175	210	210	mGGARZS	B03	MAN, Mercedes, Roman
189	195	220	mG	B00/01	Steyr Trucks, MAN, Mercedes
189	195	220	mGGARZS	B00	Neoplan, MAN, Mercedes, Volvo, Scania, Steyr Trucks
218	210	210	mGGARZS	B03	MAN, Mercedes, Liaz
223	195	220	mG	B00	Steyr Trucks, MAN, Roman, Multicar
223	195	220	mGGARZS	B00	Neoplan, MAN, Mercedes, Volvo, Scania, Steyr Trucks
273	212	240	mG	B00	Steyr, MAN, Volvo Trucks
273	212	240	mGGARZS	B00	Neoplan, MAN, Mercedes, Volvo, Scania, Steyr Trucks

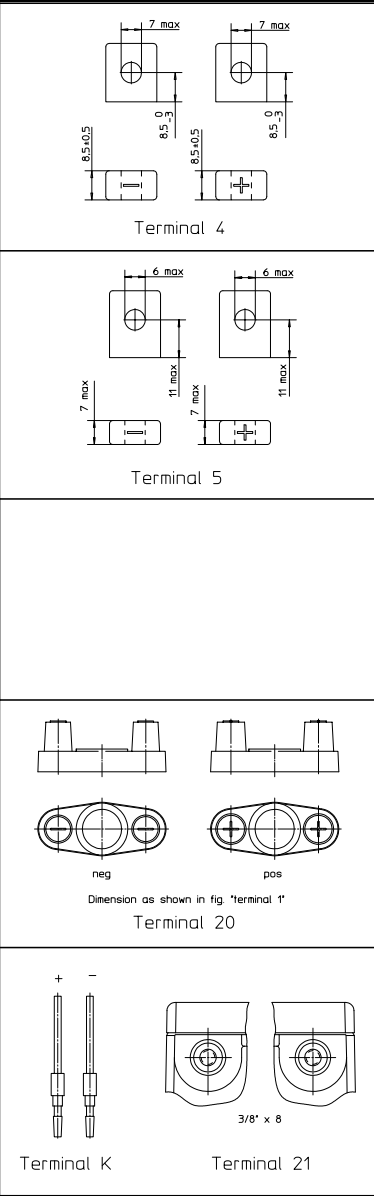
LAYOUT

	6 Volt	12 Volt
0		
1		
2		
3		
4		
5		
6		
9		
10		

TERMINALS

<p>Terminal 1</p>
<p>Terminal 3</p>
<p>Terminal T4</p>
<p>Terminal 8</p>
<p>Terminal 19</p>

BASE HOLD-DOWNS



B 00	without hold down		
B 01	3 notches 		
B 03	3 notches 	3 notches 	
B 04	3 notches 		
B 05	3 notches 		
B 06			
B 07			
B 09			
B 11		3 notches 	
B 12		3 notches 	
B 13	5 notches 	3 notches 	
B 14	5 notches 		

1. Lagerung und Transport

- Batterien sind trocken, lichtgeschützt und kühl (frosthfrei) zu lagern
- Starterbatterien spätestens ab einer Ruhespannung $\leq 12,5$ V nachladen (siehe Punkt 3)
- Duracell deklariert alle Starterbatterien als Batterie nass, gefüllt mit Säure nach der UN 2794!
- Gefüllte Batterien sind aufrecht zu transportieren und zu lagern, da sonst Säure austreten kann.
- Beim Transport die Batterie gegen umkippen und verrutschen sichern.
- Einhaltung First In First Out.

2. Ein- und Ausbau aus dem Fahrzeug

Nur Batterien mit einer Ruhespannung $> 12,5$ V in ein Fahrzeug einbauen!

- Beachten sie bitte die Bedienungsanleitung des Fahrzeuges.
- Vor dem Ein- und Ausbau der Batterie den Motor und alle Stromverbraucher ausschalten.
- Kurzschlüsse durch Werkzeuge vermeiden.
- Beim Ausbau zuerst Minuspol (-), dann Pluspol (+) abklemmen.
- Spannungsunterbrechungen können zu Datenverlust führen! Abhilfe bietet der Duracell Memory Saver.
- Vor Einbau der Batterie die Stellfläche im Fahrzeug reinigen.
- Batterie fest verspannen.
- Batteriepole und Polklemmen reinigen und mit säurefreiem Fett leicht einfetten.
- Beim Einbau zuerst Pluspol (+), dann Minuspol (-) anklemmen. Auf festen Sitz der Polklemmen achten.

3. Nachladung von Batterien

- Bei konventionellen Batterien vor dem Laden Elektrolytstand kontrollieren und falls erforderlich entmineralisiertes oder destilliertes Wasser bis zur max. Säurestandsmarke bzw. 15 mm über die Plattenoberkante auffüllen.

Duracell empfiehlt herkömmliche konventionelle Batterien außerhalb des Fahrzeuges mit 16 V für 24 Stunden zu laden.

Achtung: viele Ladegeräte haben eine Art Wiederbelebungsmodus für tiefentladene Ca/Ca Batterien, bei denen die Ladespannung allerdings nur für kurze Zeit 16 V hält!

Duracell Extreme AGM:: Unbedingt mit spannungsgeregeltem Ladegerät laden (max. 14,8 V)! Die Verwendung herkömmlicher, nicht spannungsgeregelter, Ladegeräte zerstört die Batterie durch Überladung und verursacht ein Entweichen des Elektrolytes!

Achtung: Hinweise des Fahrzeugherstellers beim Abklemmen beachten.

- Batterien dürfen nur mit Gleichstrom geladen werden. Pluspol (+) der Batterie mit dem Pluspol (+) des Ladegeräts und Minuspol (-) mit Minuspol (-) des Ladegeräts verbinden.
- Ladegerät erst nach dem Anschluß der Batterie einschalten. Bei Ende der Ladung erst das Ladegerät abschalten.
- Als Ladestrom wird zumindest ein Zehntel der Kapazität empfohlen. (z.B. 44 Ah: $10 = 4,4$ A Ladestrom).
- Die Säuretemperatur darf während der Ladung 55°C nicht übersteigen. Bei Überschreitung ist die Ladung zu unterbrechen.
- Die Ladung ist beendet, wenn der Strom gegen 0 geht bzw. nicht mehr abnimmt oder das Automatikladegerät abschaltet.
- Beim Laden für gute Belüftung sorgen.
- Die Verschraubungen der Batterien müssen nicht geöffnet werden.
- Beachten sie dass die 1,2 fache der entnommenen Kapazität wieder retour geladen werden muss. (z.B.: entnommene Kapazität: 30 Ah, Rückladung 36 Ah!)

Achtung: Während der Ladung bildet sich hochexplosives Knallgas! Feuer, Funken, offenes Licht und Rauchen verboten!

Nachladung von Batterien im Fahrzeug:

Generell gilt dass vollautomatische Ladegeräte (Ladespannungsbegrenzung mit 14,8 V) für die Ladung der im Fahrzeug verbauten Batterie gut geeignet sind. Sollte Ihr Ladegerät einen automatischen Modus mit Spannungen $> 15,9$ V haben ist die Batterie unbedingt von der Bordelektronik zu trennen bzw. aus dem Fahrzeug auszubauen.

Im schlimmsten Fall könnten die verbauten Steuergeräte durch Überspannungen zerstört werden, der dadurch entstandene Schaden wäre enorm!

Bitte achten Sie auf die Type des Ladegerätes. Vielfach finden sich in der Bedienungsanleitung des Fahrzeugherstellers bzw. in jener des Ladegeräteherstellers wertvolle Tipps zum Laden im Fahrzeug.

4. Wartung

Um eine lange Lebensdauer der Batterie zu erreichen, sollten Sie folgende Hinweise beachten:

- Die Oberfläche der Batterie sauber und trocken halten.
- Säurestand regelmäßig überprüfen und, falls erforderlich, entsalztes oder destilliertes Wasser nachfüllen. Niemals Säure nachfüllen. Bei hohem Wasserverlust sollte die Reglerspannung von einem Fachmann überprüft werden.
- Keine sogenannten Aufbesserungsmittel verwenden.
- **Achtung:** Sinkt die Ruhespannung einer Batterie $\leq 12,5$ V soll diese umgehend nachgeladen werden damit es zu keiner dauerhaften Schädigung der Batterie kommt.

Duracell Extreme AGM:: AGM Batterien dürfen nicht geöffnet werden!

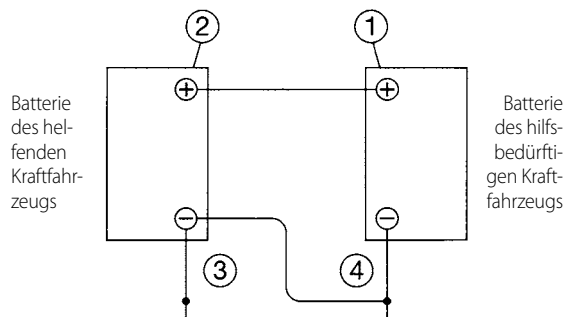
Eine Säuredichtemessung bzw. ein Nachfüllen von destilliertem Wasser ist nicht möglich bzw. nicht nötig.

Duracell Tipp: Eine quartalsweise Nachladung ihrer Batterie verlängert die Lebensdauer immens!

5. Starthilfe

- Aufgrund der sensiblen Elektronik im Fahrzeug soll generell nur mit einem Duracell Booster Starthilfe gegeben werden.
- Starthilfe von Auto zu Auto kann beim Abklemmen zu Spannungsspitzen führen und dabei die Elektronik des Fahrzeugs beschädigen oder sogar zerstören.
- Daher bei Gebrauch von Starterkabeln nachstehende Anleitung befolgen!
- Bei Starthilfe mit Starterkabel empfiehlt sich der Gebrauch von genormten Starterkabeln (z.B. nach DIN 72 553).
- Gebrauchsanweisung der Starterkabel beachten.
- Nur Batterien gleicher Nennspannung verbinden.
- **Anklemmen: Beide Kfz-Motoren aus!**

Zuerst die beiden Pluspole 1 mit 2, dann den Minuspol des Spenderfahrzeugs 3 mit einer metallisch blanken Stelle am hilfsbedürftigen Fahrzeug 4 abseits von der Batterie verbinden. (Hinweise des Fahrzeugherstellers beachten).



- Jetzt hilfsbedürftiges Fahrzeug max. 15 sec. starten, dabei Spenderfahrzeug nicht anstarten.
- Abklemmen: Kabel in umgekehrter Reihenfolge trennen.

6. Außerbetriebsetzung

- Batterie laden (siehe Punkt 3) und kühl lagern.
- Falls die Batterie im Fahrzeug verbleibt, Minusklemme abnehmen.
- Ruhespannung regelmäßig prüfen (siehe Punkt 4).

7. Einfluss von hohen Temperaturen

Sind Batterien über einen längeren Zeitraum hohen Temperaturen ausgesetzt, fördert dies immer den Wasserverbrauch und die Korrosion der Gitter. Korrodierte Gitter sind nicht mehr in der Lage den Strom zu leiten und die Batterie versagt ihren Dienst. Durch das ebenso entstehende Gitterwachstum können Kurzschlüsse in der Batterie entstehen.

Warnhinweise und Sicherheitsvorschriften für Blei-Säure-Batterien



Hinweise auf der Batterie, in der Gebrauchsanweisung und in der Fahrzeugbetriebsanleitung befolgen.



Augenschutz tragen.



Kinder von Säure und Batterien fernhalten.



Explosionsgefahr:

- Bei Ladung von Batterien entsteht ein hochexplosives Knallgasgemisch, deshalb:



Feuer, Funken, offenes Licht und Rauchen verboten:

- Funkenbildung beim Umgang mit Kabeln und elektrischen Geräten vermeiden!
- Kurzschlüsse vermeiden!



Verätzungsgefahr:

- Batteriesäure ist stark ätzend, deshalb:
- Schutzhandschuhe und Augenschutz tragen!
- Batterie nicht kippen, aus den Entgasungsöffnungen kann Säure austreten.



Erste Hilfe:

- Säurespritzer im Auge sofort einige Minuten mit klarem Wasser ausspülen!
Danach unverzüglich einen Arzt aufsuchen!
- Säurespritzer auf der Haut oder Kleidung sofort mit Säureumwandler oder Seife neutralisieren und mit viel Wasser nachspülen!
- Bei getrunkenen Säure sofort Arzt konsultieren!



Warnvermerk:

- Batterien nicht ungeschützt direktem Tageslicht aussetzen!
- Entladene Batterien können einfrieren, deshalb frostfrei lagern.



Entsorgung:

- Altbatterien bei Sammelstelle abgeben. Beim Transport sind die unter Pkt. 1 angeführten Hinweise zu beachten. Altbatterien nie über den Hausmüll entsorgen!

Kälteprüfstrom für Starterbatterien nach verschiedenen Normen

Kaltstartstrom ist ein Maßstab für die Startfähigkeit einer Batterie bei tiefen Temperaturen von $-18\text{ }^{\circ}\text{C}$

1. DIN (Deutsche Industrie-Norm) DIN EN 50342

Test wird bei $-18\text{ }^{\circ}\text{C}$ durchgeführt. Die Entladezeit soll nach einer Entladung mit dem Kälteprüfstrom I_{cc} bei einer Schlussspannung von $7,5\text{ V}$ mindestens noch 10 Sekunden betragen.

Außerdem muss die Batterie noch 2 weitere Anforderungen erfüllen.

Die Zeit bis 6 V Schlussspannung soll betragen:

Nach C1: $t_{6V} \geq 90$ Sekunden

Nach C2: $t_{6V} \geq 150$ Sekunden

2. SAE (Amerikanische Norm)

Test wird bei $-18\text{ }^{\circ}\text{C}$ durchgeführt. Die Entladezeit mit dem Kälteprüfstrom bis $7,2\text{ V}$ soll mindestens 30 Sekunden betragen.

$$\text{SAE} = \frac{\text{DIN}}{2} \times 3 + 40$$

3. IEC (International Electrotechnical Commission) 95-1

Test wird bei $-18\text{ }^{\circ}\text{C}$ durchgeführt. Bei einer Entladung mit dem Kälteprüfstrom (I_{cc}) soll die Spannung nach 60 Sekunden noch mindestens $8,4\text{ V}$ betragen.

$$\text{IEC} = \frac{\text{DIN}}{0,85}$$

Reservekapazität

Die Reservekapazität ist die Kapazitätsreserve, die die Batterie in Minuten bei Ausfall der Lichtmaschine liefern kann, bis evtl. die nächste Werkstatt erreicht wird. Sie ist jedoch von den Verbrauchern im Auto abhängig. IEC sieht folgenden Test vor:

Entladung mit 25 A bis zu einer Schlussspannung von $10,5\text{ V}$ bei einer Temperatur von $27\text{ }^{\circ}\text{C}$.

Gemessene Zeit in Minuten = Reservekapazität

4. EN (Europa-Norm) DIN EN 50342

Test wird bei $-18\text{ }^{\circ}\text{C}$ durchgeführt. Die Entladezeit soll nach einer Entladung mit dem Kälteprüfstrom I_{cc} bei einer Schlussspannung von $7,5\text{ V}$ mindestens noch 10 Sekunden betragen.

Außerdem muss die Batterie noch 2 weitere Anforderungen erfüllen. Die

Zeit bis 6 V Schlussspannung soll betragen:

Nach C1: $t_{6V} \geq 90$ Sekunden

Nach C2: $t_{6V} \geq 150$ Sekunden

$$\text{EN } (C_1) = \frac{\text{IEC}}{0,6} \quad \text{IEC} = \frac{\text{DIN}}{0,85}$$

$$\text{EN } (C_2) = \frac{\text{DIN}}{0,6} \quad \text{EN } (C_1) = \frac{\text{DIN}}{0,6 \times 0,85} = \frac{\text{DIN}}{0,51}$$

Da die vorgeschriebenen Stufungen in der EN definiert sind, sind die Ströme durch Auf- bzw. Abrundungen anzupassen:

< 200 A – Stufe 10 A
200 – 300 A – Stufe 20 A (220, 240, 260, 280 A)
300 – 600 A – Stufe 30 A (330, 360, 390, 420, 450, 480, 510, 540, 570 A)
600 – 800 A – Stufe 40 A (640, 680, 720, 760 A)
> 800 A – Stufe 50 A

1. Storage and transport

- Store batteries in a dry, light-protected and cool environment (frost-free).
- At the latest, recharge starter batteries in the case of off-load voltage > 12.5 V (see Note 3).
- Duracell declares all its starter batteries as wet and filled with acid in accordance with UN 2794.
- Wet-filled batteries must be transported in an upright position, as otherwise acid may escape.
- During transportation secure the battery to prevent it falling over or sliding around.
- **First in, first out (FIFO) receipt.**

2. Installation and removal from the vehicle.

Only install batteries with an off-load voltage of > 12.5 V.

- Follow the vehicle instructions.
- Switch off the engine and all power consumers prior to installing or removing the battery.
- Avoid short circuits due to tools.
- When removing the battery, first disconnect the negative (-) terminal and then the positive (+) terminal.
- Interruptions to the power supply may result in data loss. The Duracell Memory Saver can help.
- Prior to installing the battery, clean the battery compartment.
- Ensure that the battery is secured tightly.
- Clean terminals and battery clips and lubricate slightly with acid-free grease.
- When fitting the battery first connect the positive (+) terminal and then the negative (-) terminal. Ensure that the clips are secured.

3. Battery recharging

- Before charging flooded batteries, check the electrolyte level and top up if necessary with de-ionised or distilled water to the acid level mark or 15 mm above the upper edge of the plates at a maximum.

Duracell recommends that standard flooded batteries be charged outside the vehicle with 16 V for 24 hours.

Warning! Many chargers have a type of resuscitation mode for deep discharged Ca/Ca batteries. However, these only maintain a charging voltage of 16 V for a short period.

Duracell Extreme AGM. Always recharge with a voltage-controlled charger (max. 14.8 V). The use of a standard charger without voltage control destroys the battery due to overloading and cause the electrolyte to escape.

Warning! Follow the vehicle manufacturer's instructions when disconnecting the terminals.

- Batteries may only be charged with direct current. Connect the positive (+) battery terminal to the positive (+) terminal of the charger, and the negative (-) battery terminal to the negative (-) terminal of the charger.
- Do not switch on the charger until the battery has been connected. First switch off the charger when charging is completed.
- It is recommended that the charging current be equal to at least one tenth of the capacity (e.g. 44 Ah: 10 = 4.4 A charging current).
- The temperature of the acid may not be higher than 55°C during charging. If the temperature exceeds this level, the charging process must be discontinued.
- Charging is finished when the current drops to 0 or stops falling, or if the automatic charger switches off.
- Charging must be performed in a well-ventilated room.
- The battery screws may not be opened.
- Ensure that recharging amounts to 1.2 times the consumed capacity (e.g. Consumed capacity 30 Ah, recharge 36 Ah).

Warning! Oxyhydrogen gas is formed during charging! Fires, sparks, open flames and smoking are strictly prohibited!

Recharging batteries in the vehicle.

As a rule, fully automatic chargers (max. charging voltage 14.8 V) are well suited to the charging of batteries installed in the vehicle. Should the charger have an automatic mode with > 15.9 V voltages, the battery must be separated from the vehicle electrical system or removed from the vehicle. Otherwise, in a worst-case scenario the installed control devices can be destroyed due to overvoltage with huge resultant damage.

Please take careful note of the battery charger type. Useful tips regarding charging in the vehicle are often contained in the operating instructions of the vehicle manufacturer or those of the charger producer.

4. Maintenance

In order to ensure long battery life, the following instructions should be followed:

- Keep the surfaces of the battery clean and dry.
- Check the acid levels regularly and if necessary top up with deionised or distilled water. Never top up with acid. If a substantial water loss occurs, an expert should check the voltage regulator.
- Do not put so-called additives into the battery acid.
- **Warning!** Should the off-load voltage fall to < 12.5 V, recharge immediately in order to prevent lasting battery damage.

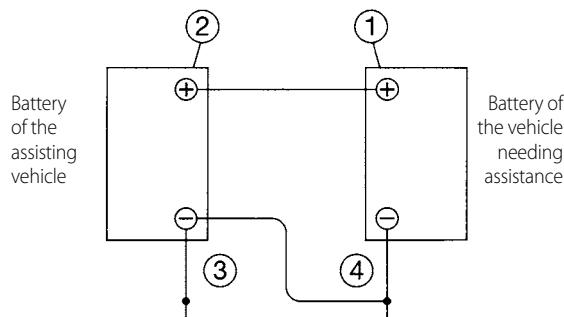
Duracell Extreme AGM. AGM batteries may not be opened. Acid density measurement and topping up with distilled water are neither possible nor necessary.

Duracell tip. Quarterly recharging of the battery greatly prolongs its life.

5. Assisted starting

- In view of the sensitive electronic components in the vehicle, as a rule starting assistance should only be provided by means of a Duracell Booster.
- Starting assistance from vehicle to vehicle can lead to voltage peaks during disconnection, which can damage or even destroy vehicle electronic systems.
- Therefore, it is essential that the following procedure be strictly observed when using starter cables!
- Standardised starter cables (e.g. in accordance with DIN 72 553) should always be used for giving starting assistance.
- Observe the instructions for use of the starter cables.
- Only connect batteries with the same nominal voltage.
- **When connecting the terminals, switch off both vehicle engines!**

First connect the two positive terminals (1) with (2). Then connect the negative terminal of the assisting vehicle (3) with (4), the blank metallic point on the vehicle needing assistance, away from the battery. (Observe the instructions of the vehicle manufacturer.)



- Now start the vehicle needing assistance for a maximum of 15 seconds. Do not start the assisting vehicle.
- When disconnecting the terminals, remove the cables in the reverse sequence to the above.

6. Decommissioning

- Charge the battery (see Note 3) and store in a cool dry place.
- Should the battery be left in the vehicle, disconnect the negative terminal.
- Regularly check the off-load voltage (see Note 4).

7. Influence of high temperatures

If batteries are subjected to high temperatures for long periods, this promotes both increased water consumption and grid corrosion. A corroded grid is no longer able to conduct current and therefore the battery fails. Resultant grid growth can also result in battery short circuits.

Warnings and Safety Rules for Lead-Acid Batteries



Take note of the information on the battery, the instructions for use and the operating instructions of the vehicle.



Wear eye protection.



Keep children away from acid and batteries.



Explosion danger:

- A highly explosive oxyhydrogen gas is emitted during battery charging therefore:



No naked flames, sparks, naked lights or smoking:

- Avoid sparking when handling cables and electronic devices.
- Avoid short circuits.



Chemical burns danger:

- Acid is highly caustic therefore:
- Wear gloves and eye protection.
- Do not tilt the battery, as acid could spill out from the degassing vents.



First Aid:

- If acid splashes into the eyes rinse immediately with clear water for several minutes. Then consult a physician.
- If acid splashes onto the skin or clothes neutralise immediately by using an alkaline solution or soap and rinse with large amounts of water.
- If acid is swallowed consult a physician immediately.



Warning:

- Do not expose batteries to direct sunlight without protection.
- Always store batteries in a frost-free area, as discharged batteries can freeze.



Disposal:

- Hand in used batteries at a collection centre. During transportation take note of the instructions contained in Item 1. Never dispose of old batteries with domestic waste.

Low-temperature Test current for Starter batteries according to various standards

Low-temperature test current is a benchmark for the starting capacity of a battery at minus 18°C.

1. DIN (Deutsche Industrie Norm) DIN EN 50342

The test is carried out at minus 18°C. Following a discharge with low-temperature current I at an end voltage of 7.5 V, the discharge period should amount to at least 10 seconds.

In addition, the battery must fulfil two additional requirements.

The period up to 6 V final voltage shall amount to:

After C1:t 6 V > 90 seconds

After C2:t 6 V > 150 seconds

2. SAE (US standard)

The test is carried out at minus 18°C. With low-temperature current of up to 7.2 V, the discharge period should amount to at least 30 seconds.

$$SAE = \frac{DIN}{2} \times 3 + 40$$

3. IEC (International Electrotechnical Commission) 95-1

The test is carried out at minus 18°C. Following a discharge with the low-temperature current (I_{cc}) after 60 seconds the voltage should amount to at least 8.4 V.

$$IEC = \frac{DIN}{0.85}$$

Reserve capacity

Following dynamo failure, reserve capacity represents the number of minutes during which a battery can supply power until the next repair shop can be reached. However, this figure is dependent upon the consumers in the vehicle. IEC envisages the following test:

Discharge with 25 A down to an end voltage of 10.5 V at a temperature of 27°C.

$$\text{Measured time in minutes} = \text{reserve capacity}$$

4. EN (Europa Norm) DIN EN 50342

The test is carried out at minus 18°C. Following a discharge with the low-temperature current I at an end voltage of 7.5 V, the discharge period should amount to at least 10 seconds.

In addition, the battery must fulfil two additional requirements.

The period up to 6 V final voltage shall amount to:

After C1:t 6 V > 90 seconds

After C2:t 6 V > 150 seconds

$$EN (C_1) = \frac{IEC}{0,6} = \frac{DIN}{0,85}$$

$$EN (C_2) = \frac{DIN}{0,6} \quad EN (C_1) = \frac{DIN}{0,6 \times 0,85} = \frac{DIN}{0,51}$$

As the prescribed graduations are defined in the EN, the currents are to be adjusted by rounding up or down:

- < 200 A – Level 10 A
- 200 – 300 A – Level 20 A (220, 240, 260, 280 A)
- 300 – 600 A – Level 30 A (330, 360, 390, 420, 450, 480, 510, 540, 570 A)
- 600 – 800 A – Level 40 A (640, 680, 720, 760 A)
- > 800 A – Level 50 A

CARS AND SMALL TRANSPORTERS

Brand/ Model designation	Year of manu- facture	DURACELL Extreme	DURACELL Advanced	DURACELL Starter
Aixam				
400, 741, Berline, Cabriolet, City, Minivan, Mega Club, Pick-up, Scouty, Twin	01.99-		DA 42	
Alfa Romeo				
145 (930) 1,3-1,6	07.94-01.01		DA 50H DA 50	DS 45H
145 (930) 1,7-2,0	07.94-01.01		DA 63H DA 62H	DS 62
145 (930) 1,9 TD, JTD	07.94-01.01		DA 77H DA 74	DS 72
146 (930) 1,3-1,6	12.94-01.01		DA 50H DA 50	DS 45H
146 (930) 1,7-2,0	12.94-01.01		DA 63H DA 62H	DS 62
146 (930) 1,9 TD, JTD	12.94-01.01		DA 77H DA 74	DS 72
147 (937) 1,6-2,0	09.01-03.10		DA 63H DA 62H	DS 62
147 (937) 1,9 JTD	09.01-03.10		DA 77H DA 74	DS 72
155 (167) 1,6-2,0	02.92-12.97		DA 63H DA 62H	DS 62
155 (167) 1,9 TD, JTD	02.92-12.97		DA 77H DA 74	DS 72
156+Sportwagon (932) 1,6-1,8	09.97-05.06		DA 63H DA 62H	DS 62
156+Sportwagon (932) 1,9-2,4 JTD, 3,2 GTA	09.97-05.06		DA 77H DA 74	DS 72
156+Sportwagon (932) 2,0-2,5 V6	09.97-05.06		DA 77H DA 74	DS 72
159 (939) 1,8-2,2	06.05-11.11		DA 63H DA 62H	
159 (939) 3,2 V6	06.05-11.11		DA 77H DA 74	
159+Sportwagon (939) 1,9 JTD	06.05-11.11		DA 63H DA 62H	
159+Sportwagon (939) 2,4 JTD	06.05-11.11		DA 77H DA 74	
164 (164) 2,0 4cyl.	01.87-09.98		DA 63H DA 62H	DS 62
164 (164) 2,0-3,0 6cyl.	01.87-09.98		DA 63H DA 62H	DS 62
164 (164) 2,5 TD	01.87-09.98		DA 100 DA 95H	DS 95
166 (936) 2,0-3,2 V6	09.98-06.07		DA 77H DA 74	DS 72
166 (936) 2,4 JTD	09.98-06.07		DA 100 DA 95H	DS 95
4C 1,6 JTDM	03.13-		DA 77H DA 74	
4C 1,6 JTDM Start/Stop**	03.13-	DE 70 EFB DE 70 AGM		
4C 1,8	03.13-		DA 63H DA 62H	
4C 1,8 Start/Stop**	03.13-	DE 60 EFB		
8C V8	03.07-		DA 77H DA 74	
Brera (939) 1,8	01.06-		DA 50H DA 50	
Brera (939) 2,2-3,2 V6	01.06-		DA 63H DA 62H	
Brera (939) 2,4 JTDM	01.06-		DA 77H DA 74	
Giulietta (940) 1,4-1,8 Turbo	04.10-		DA 63H DA 62H	
Giulietta (940) 1,4-1,8 Turbo Start/Stop**	04.10-	DE 60 EFB		
Giulietta (940) 1,6-2,0 JTDM	04.10-		DA 77H DA 74	
Giulietta (940) 1,6-2,0 JTDM Start/Stop**	04.10-	DE 70 EFB DE 70 AGM		
GT (937) 1,8-3,2 GTA, 1,9 JTD	11.03-		DA 63H DA 62H	DS 62

Brand/ Model designation	Year of manu- facture	DURACELL Extreme	DURACELL Advanced	DURACELL Starter
GTV (916C_) 1,8-3,2 V6	09.94-		DA 77H DA 74	DS 72
MiTo (955) 1,3 JTDM; 0,9-1,4 Start/Stop**	09.08-	DE 60 EFB		
MiTo (955) 1,6 JTDM	07.08-		DA 77H DA 74	
MiTo (955) 1,6 JTDM Start/Stop**	09.08-	DE 70 EFB DE 70 AGM		
Q2	03.07-		DA 63H DA 62H	
RZ Zagato 3,0 V6	01.92-12.94		DA 63H DA 62H	DS 62
Spider (916) 1,8-2,0	09.94-04.05		DA 63H DA 62H	DS 62
Spider (916) 3,0-3,2 V6	09.94-04.05		DA 77H DA 74	DS 72
Spider (939) 2,4 JTDM	09.06-		DA 77H DA 74	
Spider (939) 3,2 JTS	09.06-		DA 63H DA 62H	
Stelvio 2,0 Q4 (949)**	12.16-	DE 70 EFB DE 70 AGM		
Stelvio 2,2 D Q4 (949)**	12.16-	DE 80 EFB DE 80 AGM		
Stelvio 2,9 Q4 (949)**	12.16-	DE 80 EFB DE 80 AGM		
SZ Zagato 3,0 V6	09.88-08.94		DA 63H DA 62H	DS 62
Alpina				
B10 (E39) 3,2-3,3	12.96-		DA 100 DA 95H	DS 95
B10 (E39) 4,6-4,8	12.96-		DA 110 DA 95H	DS 95
B12 (E38) 5,7-6,0 Start/Stop**	12.95-07.01	DE 92 AGM DE 105 AGM		
B3 (E46) 3,3-3,4	05.99-		DA 80	
B3 (E90, E91, E92, E93) 3,0 Start/Stop	01.07-	DE 80 AGM		
B3 (E92) GT§	01.09-	DE 92 AGM		
B5 (E60, E61, F10, F11) 4,4	03.05-		DA 100 DA 95H	
B5 (E60, E61, F10, F11) 4,4 Start/Stop	03.05-	DE 92 AGM	DA 100 DA 95H	
B6 (F12, F13) 4,4	03.11-	DE 92 AGM		
B7 (E65, F01, F02) 4,4 Start/Stop**	01.09-	DE 92 AGM DE 105 AGM		
B8 (E36) 4,6	01.95-03.98		DA 100 DA 95H	DS 95
D3 (E90, E91, E92) 2,0 Start/Stop	03.05-	DE 92 AGM		
D5 (F10, F11) 3,0 Start/Stop	03.11-	DE 92 AGM		
Roadster (Z8) 4,8 V8	06.02-		DA 100 DA 95H	DS 95
Roadster S (Z4) 3,3	03.04-		DA 80	
Alpine				
A610 3,0 Turbo	01.91-04.95		DA 70	
AMG				
Hummer (H1-H3) 5,7 V8	01.95-		DA 70L	
Hummer (H1-H3) 6,2-6,6 D	01.95-		DA 70L	
ARO				
10 1,3-1,6	06.80-10.06		DA 50H DA 50	DS 45H
10 1,6-1,9 D	06.80-10.06		DA 63H DA 62H	DS 62
Spartana 1,2	01.99-		DA 50H DA 50	DS 45H
Artega				
GT 3,6	01.09-		DA 77H DA 74	
Asia Motors				
Hi-Topic (AM 725) 2,7 STD, D	06.93-12.99		DA 95L	

* mit Bodenleistenadapter Art.Nr. 305002030101/with base hold-down adapter Art.Nr. 305002030101 ** bitte Originalbatterie prüfen, da unterschiedliche Batteriegröße/-technologie verbaut sein kann. In erster Linie abhängig von der elektrischen Zusatzausstattung. (VRLA = AGM, AFB/ECM = EFB) / Please check the original battery, as differing battery sizes and technologies may be installed. The battery choice depends primarily upon the electrical extras. (VRLA = AGM, AFB/ECM = EFB) *** mit Polhülsen Dünn-DIN Art.Nr. 1020001300+1020001400/with terminal covers thin-DIN Art.Nr. 1020001300+1020001400 **** noch nicht verfügbar im Duracell Sortiment/not yet available in the Duracell assortment



Brand/ Model designation	Year of manu- facture	DURACELL Extreme	DURACELL Advanced	DURACELL Starter
Rocsta 1,8	11.89-12.99		DA 60	
Rocsta 2,2 D	11.89-12.99		DA 95L	
Aston Martin				
Cygnat 1,3-1,4 Start/Stop**	03.11-12.14	DE 60 EFB		
DB10 4,7 V8 Start/Stop	01.15-	DE 92 AGM		
DB11 5,9 V12 Start/Stop	09.16-	DE 92 AGM		
DB7 3,2	01.94-12.03		DA 77H DA 74	DS 72
DB7 5,9	01.94-12.03		DA 100 DA 95H	DS 95
DB9 5,9 V12	01.96-		DA 100 DA 95H	DS 95
DB9 5,9 V12 Start/Stop	01.04-	DE 92 AGM		
DBS, -Volante 5,9 V12	01.07-		DA 100 DA 95H	
Lagonda 5,3	01.76-12.97		DA 70L	
One-77 V12 Start/Stop	03.09-	DE 92 AGM		
Rapide 5,9 V12 Start/Stop	03.10-	DE 92 AGM		
Vanquish (R2) 5,9-6,0 V12	09.01-		DA 100 DA 95H	
Vanquish 5,9-6,0 V12 Start/Stop	01.12-	DE 92 AGM		
Vantage 4,3	10.05-		DA 100 DA 95H	
Virage 5,3-6,3 V8	01.88-12.00		DA 70L	
Virage 5,3-6,3 V8	01.11-		DA 100 DA 95H	
Virage 5,3-6,3 V8 Start/Stop	01.11-	DE 92 AGM		
Audi				
A1 (8X1, 8XA) 1,2 TFSI Start/Stop**	05.10-	DE 60 EFB		
A1 (8X1, 8XA) 1,4 TFSI Start/Stop**	05.10-	DE 70 AGM		
A1 (8X1, 8XA) 1,6 (77 kW)- 2,0 TDI, 2,0 TFSI Start/Stop**	05.10-	DE 70 AGM DE 80 AGM		
A1 (8X1, 8XA) 1,6 TDI (66 kW) Start/Stop**	05.10-	DE 70 AGM DE 70 EFB		
A2 (8Z0) 1,2-1,4 TDI	02.00-		DA 80	
A2 (8Z0) 1,2-1,4 TDI Start/Stop**	02.09-	DE 70 AGM DE 70 EFB		
A2 (8Z0) 1,4-1,6 FSI	02.00-		DA 77H DA 74	DS 72
A2 (8Z0) 1,4-1,6 FSI Start/Stop**	02.09-	DE 70 AGM DE 70 EFB		
A3 (8L1) 1,6-1,8 T, quattro	09.96-05.03		DA 63H DA 62H	DS 62
A3 (8L1) 1,9 TDI quattro	09.96-05.03		DA 77H DA 74	DS 72
A3 (8L1) S3 quattro	09.96-05.03		DA 77H DA 74	DS 72
A3 (8P1) 2,0 FSI, TFSI, quattro	05.03-		DA 77H DA 74	
A3 (8P1, 8PA) 1,2 TSI	05.03-		DA 63H DA 62H	DS 62
A3 (8P1, 8PA) 1,2 TSI Start/Stop**	05.03-	DE 70 AGM DE 70 EFB		
A3 (8P1, 8PA) 1,4 FSI, TFSI Start/Stop**	05.03-	DE 70 AGM DE 70 EFB		
A3 (8P1, 8PA) 1,4 TFSI	05.03-		DA 63H DA 62H	
A3 (8P1, 8PA) 1,6 (74-75kW) -1,8 FSI, TFSI	05.03-		DA 63H DA 62H	
A3 (8P1, 8PA) 1,6 TDI	05.03-		DA 63H DA 62H	
A3 (8P1, 8PA) 1,6 TDI Start/Stop**	05.03-	DE 70 AGM DE 80 AGM		
A3 (8P1, 8PA) 1,9-2,0 TDI	05.03-		DA 80	
A3 (8P1, 8PA) 2,0 TDI quattro Start/Stop**	05.03-	DE 70 AGM DE 80 AGM		
A3 (8P1, 8PA) 2,0 TDI, quattro, S3 quattro	05.03-		DA 77H DA 74	

Brand/ Model designation	Year of manu- facture	DURACELL Extreme	DURACELL Advanced	DURACELL Starter
A3 (8P1, 8PA) 3,2 V6 quattro	05.03-		DA 80	
A4 (8D2, 8D5, B5) 1,6-2,0 quattro, Avant, FSI*	01.95-09.01		DA 63H DA 62H	DS 62
A4 (8D2, 8D5, B5) 1,9-3,0 TDI, quattro, Avant*	01.95-09.01		DA 80	
A4 (8D2, 8D5, B5) 2,4-3,2 quattro, Avant, FSI, RS4, S4*	01.95-09.01		DA 77H DA 74	DS 72
A4 (8E2, B6, 8E5, 8H7, 8HE, 8EC, 8ED, 8K2, 8K5) 1,6-2,0 quattro, Avant, Cabrio,FSI	11.00-06.08		DA 63H DA 62H	
A4 (8E2, B6, 8E5, 8H7, 8HE, 8EC, 8ED, 8K2, 8K5) 1,9-2,0 TDI, quattro, Avant, Cabrio	11.00-06.08		DA 80	
A4 (8E2, B6, 8E5, 8H7, 8HE, 8EC, 8ED, 8K2, 8K5) 2,4-3,2 quattro, Avant, Cabrio, FSI	11.00-06.08		DA 77H DA 74	
A4 (8E2, B6, 8E5, 8H7, 8HE, 8EC, 8ED, 8K2, 8K5) 2,5-3,0 TDI, quattro, Avant, Cabrio, S4	11.00-06.08		DA 100 DA 95H	
A4 (8K2, 8K5) 1,8 TFSI	11.07-		DA 77H DA 74	
A4 (8K2, 8K5) 1,8 TFSI Start/Stop**	11.07-	DE 70 AGM DE 70 EFB		
A4 (8K2, 8K5) 2,0 TDI quat- tro Start/Stop**	11.07-	DE 92 AGM DE 80 AGM		
A4 (8K2, 8K5) 2,0 TFSI, 3,2 FSI quattro	11.07-		DA 77H DA 74	
A4 (8K2, 8K5) 2,0 TFSI, 3,2 FSI quattro Start/Stop**	11.07-	DE 70 AGM DE 70 EFB		
A4 (8K2, 8K5) 2,7-3,0 TDI	11.07-		DA 100 DA 95H	
A4 (8K2, 8K5) 2,7-3,0 TDI Start/Stop**	11.07-	DE 92 AGM DE 80 AGM		
A5 (8T, 8F) 1,8 TFSI	06.07-		DA 100 DA 95H	
A5 (8T, 8F) 1,8 TFSI Start/Stop	06.07-	DE 92 AGM		
A5 (8T, 8F) 2,0 TDI	06.07-		DA 77H DA 74	
A5 (8T, 8F) 2,0 TDI Start/Stop**	06.07-	DE 92 AGM DE 80 AGM		
A5 (8T, 8F) 2,0 TFSI quattro	06.07-		DA 77H DA 74	
A5 (8T, 8F) 2,0 TFSI quattro Start/Stop**	06.07-	DE 70 AGM DE 70 EFB		
A5 (8T, 8F) 2,7-3,0 TDI quattro	06.07-		DA 110	
A5 (8T, 8F) 2,7-3,0 TDI quattro, RS 5 quattro Start/Stop**	06.07-	DE 105 AGM DE 92 AGM		
A5 (8T, 8F) 3,2 FSI, S5 quattro	06.07-		DA 110	
A5 (8T, 8F) 3,2 FSI; S5 quattro Start/Stop**	06.07-	DE 105 AGM DE 92 AGM		
A6 (4A, C4) 1,8-2,0 quattro, Avant*	06.94-12.97		DA 63T DA 60T	DS 60
A6 (4A, C4) 1,9-2,5 TDI*	06.94-12.97		DA 77T DA 72	DS 70
A6 (4A, C4) 2,3-2,8 quattro, Avant*	06.94-12.97		DA 77T DA 72	DS 70
A6 (4A, C4) S6 quattro*	06.94-12.97		DA 77T DA 72	DS 70
A6 (4B, C5) 1,8-2,4 FSI	01.97-01.05		DA 77H DA 74	DS 72
A6 (4B, C5, 4F2, 4F5, 4FH) 1,9 TDI quattro, Allroad, Avant	01.97-01.05		DA 80	
A6 (4B, C5, 4F2, 4F5, 4FH) 2,0-3,0 TDI quattro, Allroad, Avant	01.97-01.05		DA 100 DA 95H	DS 95
A6 (4F2, 4F5, 4FH) 2,0 TFSI	05.04-08.11		DA 100 DA 95H	

CARS AND SMALL TRANSPORTERS

Brand/ Model designation	Year of manu- facture	DURACELL Extreme	DURACELL Advanced	DURACELL Starter
A6 (4F2, 4F5, 4FH) 2,0 TFSI Start/Stop	05.04-08.11	DE 92 AGM		
A6 (4F2, 4F5, 4FH) 2,0-3,0 TDI quattro, Allroad, Avant Start/Stop	05.04-08.11	DE 105 AGM		
A6 (4F2, 4F5, 4FH) 2,4-2,8 FSI quattro	05.04-08.11		DA 80	
A6 (4F2, 4F5, 4FH) 2,7-3,0 TDI quattro	05.04-08.11		DA 100 DA 95H	
A6 (4F2, 4F5, 4FH) 2,7-3,0 TDI quattro Start/Stop	05.04-08.11	DE 92 AGM		
A6 (4F2, 4F5, 4FH) 3,0-4,2 FSI quattro	05.04-08.11		DA 100 DA 95H	
A6 (4F2, 4F5, 4FH) 3,0-4,2 FSI quattro Start/Stop	05.04-08.11	DE 92 AGM		
A6 (4G2, 4G5, C7) 2,8-3,0 FSI TFSI quattro Start/Stop**	11.10-	DE 70 AGM DE 80 AGM		
A6 (4G2, 4G5, C7) 3,0 TDI quattro, RS 6, S6 quattro Start/Stop	11.10-	DE 92 AGM		
A6 Allroad (4GH) 3,0 TDI quattro (150 kW), TFSI quattro Start/Stop	01.12-	DE 80 AGM		
A6 Allroad (4GH) 3,0 TDI, RS 6, S6 quattro (230 kW) Start/Stop	01.12-	DE 92 AGM		
A7 (4GA) 2,8 FSI quattro Start/Stop	10.10-	DE 80 AGM		
A7 (4GA) 2,8-3,0 FSI quattro	10.10-		DA 80 DA 100 DA 95H	
A7 (4GA) 3,0 TDI quattro	10.10-		DA 100 DA 95H	
A7 (4GA) 3,0 TDI quattro, RS 7, S7 quattro Start/Stop**	10.10-	DE 92 AGM		
A7 (4GA) 3,0-4,0 FSI quattro Start/Stop**	10.10-	DE 92 AGM		
A8 (4D2, 4D8) 2,5,3-3 TDI quattro	03.94-12.02		DA 100 DA 95H	DS 95
A8 (4D2, 4D8) 2,8-6,0 quattro, S8	03.94-12.02		DA 100 DA 95H	DS 95
A8 (4E) 2,8-6,0 FSI quattro	10.02-07.10		DA 110	
A8 (4E) 2,8-6,0 FSI quattro Start/Stop**	10.02-07.10	DE 92 AGM DE 105 AGM		
A8 (4E) 3,0-4,2 TDI quattro	10.02-07.10		DA 110	
A8 (4E) 3,0-4,2 TDI quattro Start/Stop**	10.02-07.10	DE 92 AGM DE 105 AGM		
A8 (4H) 2,0-4,0 TFSI, 3,0-4,2 TDI quattro, S8 Start/Stop**	11.09-	DE 92 AGM DE 105 AGM		
A8 (4H) 4,0 TFSI, 3,0-4,2 TDI quattro	11.09-		DA 110	
Allroad (4BH) 2,7-4,2 T quattro, 2,5 TDI quattro	05.00-08.05		DA 100 DA 95H	
Cabriolet (8G7, B4) 1,8-2,8*	05.91-08.00		DA 77T DA 72	DS 70
Cabriolet (8G7, B4) 1,9 TDI*	05.91-08.00		DA 77T DA 72	DS 70
Coupe (89, 8B) 1,8-2,8 quattro*	10.88-12.96		DA 77T DA 72	DS 70
Q2 (GA) 1,0-1,5 TSI Start/Stop	11.16-	DE 60 EFB		
Q2 (GA) 1,6-2,0 TDI Start/Stop	11.16-	DE 70 EFB DE 70 AGM		
Q2 (GA) 2,0 TSI Start/Stop	11.16-	DE 70 EFB DE 70 AGM		
Q3 (8U) 1,4-2,0 TFSI quattro	06.11-		DA 77H DA 74	
Q3 (8U) 1,4-2,0 TFSI quattro Start/Stop**	06.11-	DE 70 AGM DE 70 EFB		
Q3 (8U) 2,0 TDI quattro, RS Start/Stop**	06.11-	DE 70 AGM DE 80 AGM		
Q5 (8R) 2,0 TDI quattro (105 kW)	11.08-		DA 77H DA 74	
Q5 (8R) 2,0 TDI quattro (105 kW) Start/Stop**	11.08-	DE 92 AGM DE 80 AGM		

Brand/ Model designation	Year of manu- facture	DURACELL Extreme	DURACELL Advanced	DURACELL Starter
Q5 (8R) 2,0 TDI quattro (120 kW)	11.08-		DA 80	
Q5 (8R) 2,0 TDI quattro (120 kW) Start/Stop**	11.08-	DE 92 AGM DE 80 AGM		
Q5 (8R) 2,0 TFSI hybrid quattro Start/Stop**	11.08-	DE 70 AGM DE 70 EFB		
Q5 (8R) 2,0 TFSI quattro	11.08-		DA 77H DA 74	
Q5 (8R) 2,0 TFSI quattro Start/Stop**	11.08-	DE 70 AGM DE 70 EFB		
Q5 (8R) 3,0 TDI quattro	11.08-		DA 100 DA 95H	
Q5 (8R) 3,0 TDI quattro Start/Stop	11.08-	DE 92 AGM		
Q7 (4L) 3,0-4,2 TDI	03.06-		DA 100 DA 95H	
Q7 (4L) 3,0-4,2 TDI Start/Stop	03.06-	DE 92 AGM		
Q7 (4L) 3,6-4,2 FSI	03.06-		DA 100 DA 95H	
Q7 (4L) 3,6-4,2 FSI Start/Stop	03.06-	DE 92 AGM		
Q7 (4L) 6,0 TDI	03.06-		DA 110	
Q7 (4L) 6,0 TDI Start/Stop	03.06-	DE 105 AGM		
Q7 (4M) 2,0 TFSI, 3,0 TDI e-tron PHEV ohne/without 12V RSG/BSG-Start 94 kW	03.15-	DE 70 AGM		
Q7 (4M) 2,0 TFSI, 3,0 TDI e-tron PHEV 94 kW	03.15-	DE 92 AGM		
Q8 (4M) 3,0 FSI Start/Stop	03.18-	DE 92 AGM		
Q8 (4M) 3,0 TDI Start/Stop**	03.18-	DE 92 AGM DE 105 AGM		
R8 (42) 4,2-5,2 quattro	03.07-		DA 110	
R8 (42) 4,2-5,2 quattro Start/Stop	03.07-	DE 105 AGM		
R8 Spyder 4,2-5,2 FSI quattro	03.10-		DA 100 DA 95H	
R8 Spyder 4,2-5,2 FSI quattro Start/Stop**	03.10-	DE 92 AGM		
RS7 (4GA) 4,0 FSI V8 Start/Stop**	01.13-	DE 80 AGM DE 92 AGM		
TT (8J3) 2,0 TFSI quattro	08.06-		DA 80	
TT (8J3) 2,0 TFSI quattro Start/Stop**	08.06-	DE 80 AGM DE 70 AGM		
TT (8N3) 1,8 T quattro	10.98-06.06		DA 63H DA 62H	
TT (8N3) 3,2 VR6 quattro	10.98-06.06		DA 63H DA 62H	
TT (8N3) 3,2 VR6 quattro Start/Stop	10.98-06.06	DE 70 AGM		
TT Roadster (8J9) 2,0 TFSI quattro, 3,2 V6 quattro	03.07-		DA 80	
TT Roadster (8J9) 2,0 TFSI quattro, 3,2 V6 quattro Start/Stop**	03.07-	DE 80 AGM DE 70 AGM		
TT Roadster (8N9) 1,8-3,2 T quattro	10.99-06.06		DA 63H DA 62H	
TT Roadster (8N9) 1,8-3,2 T quattro Start/Stop	10.99-06.06	DE 70 AGM		
TT Roadster (8N9) 3,2 V6 quattro Start/Stop**	02.07-	DE 70 AGM DE 70 EFB		
V8 (D1) 3,6-4,2 quattro*	10.88-02.94		DA 100 DA 95H	DS 95
A3 (8VA, 8VS, 8V7) e-tron PHEV 75 kW**	01.14-	DE 60 EFB		
A3 Cabrio (8P7) 1,2 TFSI	04.08-		DA 63H DA 62H	
A3 Cabrio (8P7) 1,2 TFSI Start/Stop**	04.08-	DE 70 AGM DE 70 EFB		
A3 Cabrio (8P7) 1,6-2,0 TDI	04.08-		DA 80	
A3 Cabrio (8P7) 1,6-2,0 TDI Start/Stop**	04.08-	DE 70 AGM DE 80 AGM		

* mit Bodenleistenadapter Art.Nr. 305002030101/with base hold-down adapter Art.No. 305002030101 ** bitte Originalbatterie prüfen, da unterschiedliche Batteriegröße/-technologie verbaut sein kann. In erster Linie abhängig von der elektrischen Zusatzausstattung. (VRLA = AGM, AFB/ECM = EFB) / Please check the original battery, as differing battery sizes and technologies may be installed. The battery choice depends primarily upon the electrical extras. (VRLA = AGM, AFB/ECM = EFB) *** mit Polhülsen Dünn-DIN Art.Nr. 1020001300+1020001400/with terminal covers thin-DIN Art.No. 1020001300+1020001400 **** noch nicht verfügbar im Duracell Sortiment/not yet available in the Duracell assortment



Brand/ Model designation	Year of manu- facture	DURACELL Extreme	DURACELL Advanced	DURACELL Starter
A3 Cabrio (8P7) 1,8-2,0 TFSI	04.08-		DA 63H DA 62H	
A3 Cabrio (8P7) 1,8-2,0 TFSI Start/Stop**	04.08-	DE 70 AGM DE 70 EFB		
A3 Convertible, Limousine, Sportback (8VA, 8VS) 1,4 TFSI	01.12-		DA 63H DA 62H	
A3 Convertible, Limousine, Sportback (8VA, 8VS, 8V7) 1,2-1,8 TFSI, S3 quattro Start/Stop**	01.12-	DE 70 AGM DE 70 EFB		
A3 Convertible, Limousine, Sportback (8VA, 8VS, 8V7) 1,6-2,0 TDI	01.12-		DA 77H DA 74	
A3 Convertible, Limousine, Sportback (8VA, 8VS, 8V7) 1,6-2,0 TDI Start/Stop**	01.12-	DE 70 AGM DE 80 AGM		
A4 Allroad (8KH, B8) 2,0 TDI quattro	04.09-		DA 100 DA 95H	
A4 Allroad (8KH, B8) 2,0 TDI quattro Start/Stop**	04.09-	DE 92 AGM DE 80 AGM		
A4 Allroad (8KH, B8) 2,0 TFSI quattro	04.09-		DA 77H DA 74	
A4 Allroad (8KH, B8) 2,0 TFSI quattro Start/Stop**	04.09-	DE 70 AGM DE 70 EFB		
Auverland				
A3 1,9-2,1 D	01.92-		DA 77H DA 74	DS 72
Beijing				
212	01.98-		DA 70L	
Bentley				
Arnage I, II 4,4-6,8	04.98-10.09		DA 70L	
Azure I, II 6,7-6,8	09.95-		DA 70L	
Continental 6,0-6,75	10.91-12.03		DA 70L	
Continental Coupe, Convertible 4,0	06.03-		DA 63H DA 62H	
Continental Coupe, Convertible 6,0	06.03-		DA 77H DA 74	
Continental GT, Flying Spur 4,0-6,0	03.05-		DA 63H DA 62H	
Mulsanne 6,8	01.09-		DA 63H DA 62H	
BMW				
1 (E81, 82, 87) 116 i EfficientDynamics Start/Stop**	09.04-	DE 70 AGM DE 70 EFB		
1 (E81, 82, 87) 116-118 i	09.04-		DA 50H DA 50	
1 (E81, 82, 87) 116-123 d EfficientDynamics Start/Stop**	09.04-	DE 80 AGM DE 70 AGM		
1 (E81, 82, 87) 118 d, 120 d	09.04-		DA 80	
1 (E81, 82, 87) 118-135 i EfficientDynamics Start/Stop**	09.04-	DE 70 AGM DE 80 AGM		
1 (E81, 82, 87) 120 - 130 i	09.04-		DA 63H DA 62H	
1 (F20, F21) 114-118 i EfficientDynamics Start/Stop**	11.10-	DE 70 AGM DE 80 AGM		
1 (F20, F21) 114-125 d, M 135 i EfficientDynamics Start/Stop**	11.10-	DE 80 AGM DE 80 EFB		
1 (F21) 118 d xDrive EfficientDynamics Start/Stop	01.11-	DE 92 AGM		
1 Cabrio (E88) 118-123 d	03.08-		DA 80	
1 Cabrio (E88) 118-123 d EfficientDynamics Start/Stop**	03.08-	DE 80 AGM DE 70 AGM		
1 Cabrio (E88) 118-125 i	03.08-		DA 63H DA 62H	
1 Cabrio (E88) 118-125 i EfficientDynamics Start/Stop**	03.08-	DE 70 AGM DE 80 AGM		

Brand/ Model designation	Year of manu- facture	DURACELL Extreme	DURACELL Advanced	DURACELL Starter
1 Cabrio (E88) 135 i	03.08-		DA 80	
1 Cabrio (E88) 135 i EfficientDynamics Start/Stop**	03.08-	DE 80 AGM DE 80 EFB		
2 Coupe, Cabrio, Tourer (F22, F87) 218-225 d, M 235 i EfficientDynamics Start/Stop**	01-13-	DE 80 AGM DE 92 AGM		
2 Coupe, Cabrio, Tourer (F22, F87) 218-240 i EfficientDynamics Start/Stop**	03.15-	DE 70 AGM DE 80 AGM		
3 (E36) 316-318 i	09.90-02.98		DA 63T DA 60T	DS 60
3 (E36) 318-325 td, tds	09.90-02.98		DA 100 DA 95H	DS 95
3 (E36) 320-330 i, xi, M3	09.90-02.98		DA 77T DA 72	DS 70
3 (E46) 316-318 i	02.98-02.05		DA 77H DA 74	
3 (E46) 316-318 i EfficientDynamics Start/Stop**	02.98-02.05	DE 70 AGM DE 70 EFB		
3 (E46) 318-320 d	02.98-02.05		DA 80	
3 (E46) 318-320 d EfficientDynamics Start/Stop**	02.98-02.05	DE 80 AGM DE 80 EFB		
3 (E46) 320-330 i, xi	02.98-02.05		DA 77H DA 74	
3 (E46) 320-330 i, xi EfficientDynamics Start/Stop**	02.98-02.05	DE 70 AGM DE 70 EFB		
3 (E46) 330 d, xd	02.98-02.05		DA 100 DA 95H	
3 (E46) 330 d, xd EfficientDynamics Start/Stop	02.98-02.05	DE 92 AGM		
3 (E90) 316-335 d, xd EfficientDynamics Start/Stop**	09.07-	DE 92 AGM DE 80 AGM		
3 (E90) 318 d-320 d	01.05-		DA 100 DA 95H	
3 (E90) 318-320 i	01.05-		DA 63H DA 62H	
3 (E90) 318-320 i, M3 EfficientDynamics Start/Stop**	09.07-	DE 70 AGM DE 80 AGM		
3 (E90) 325 d-335 d, xd	01.05-		DA 100 DA 95H	
3 (E90) 325-335 i EfficientDynamics Start/Stop**	09.07-	DE 80 AGM DE 92 AGM		
3 (E90) 325-335 i, M3	01.05-		DA 80	
3 (F30, F35) 316-335 i EfficientDynamics Start/Stop	10.11-	DE 92 AGM		
3 (F30, F35) 320-330 d, 335 d xDrive EfficientDynamics Start/Stop	10.11-	DE 92 AGM		
3 Cabrio (E36) 318 i	03.93-04.99		DA 63T DA 60T	DS 60
3 Cabrio (E36) 320-328 i, M3 3,0-3,2	03.93-04.99		DA 77T DA 72	DS 70
3 Cabrio (E46) 318-330 Cd	04.00-		DA 80	
3 Cabrio (E46) 318-330 Ci	04.00-		DA 77H DA 74	
3 Cabrio (E46) 318-330 Ci EfficientDynamics Start/Stop**	04.00-	DE 70 AGM DE 70 EFB		
3 Cabrio (E93) 320-330 d EfficientDynamics Start/Stop	08.06-	DE 92 AGM		
3 Cabrio (E93) 320-335 i	08.06-		DA 77H DA 74	
3 Cabrio (E93) 320-335 i EfficientDynamics Start/Stop**	08.06-	DE 92 AGM DE 80 AGM		
3 Cabrio (E93) 330 d	08.06-		DA 80	
3 Compact (E36) 316-318 ti	03.94-08.00		DA 63T DA 60T	DS 60
3 Compact (E36) 318 tds	01.95-08.00		DA 100 DA 95H	DS 95
3 Compact (E36) 323 ti	08.97-08.00		DA 77T DA 72	DS 70

CARS AND SMALL TRANSPORTERS

Brand/ Model designation	Year of manu- facture	DURACELL Extreme	DURACELL Advanced	DURACELL Starter
3 Compact (E46) 316-318 ti	06.01-02.05		DA 63H DA 62H	
3 Compact (E46) 318-320 td	06.01-02.05		DA 80	
3 Compact (E46) 325 ti	06.01-02.05		DA 80	
3 Coupe (E36) 316-320 i	03.92-04.99		DA 63T DA 60T	DS 60
3 Coupe (E36) 323 i	03.92-04.99		DA 63T DA 60T	DS 60
3 Coupe (E36) 325-328 i	03.92-04.99		DA 77T DA 72	DS 70
3 Coupe (E46) 316-318 Ci	04.99-04.05		DA 63H DA 62H	
3 Coupe (E46) 316-318 Ci EfficientDynamics Start/Stop**	04.99-04.05	DE 70 AGM DE 70 EFB		
3 Coupe (E46) 320-330 Ci, M3	04.99-04.05		DA 77H DA 74	
3 Coupe (E46) 320-330 Ci, M3 EfficientDynamics Start/Stop**	04.99-04.05	DE 70 AGM DE 70 EFB		
3 Coupe (E46) 330 Cd	04.99-04.05		DA 100 DA 95H	
3 Coupe (E46) 330 Cd Effi- cientDynamics Start/Stop	04.99-04.05	DE 92 AGM		
3 Coupe (E92) 320 i-330 xi	08.06-		DA 80	
3 Coupe (E92) 320 i-330 xi EfficientDynamics Start/Stop	09.07-	DE 92 AGM		
3 Coupe (E92) 320-335 d	09.06-		DA 100 DA 95H	
3 Coupe (E92) 320-335 d, xd EfficientDynamics Start/Stop	09.07-	DE 92 AGM		
3 Gran Turismo (F34) 318-325 d, 335 d xDrive Effi- cientDynamics Start/Stop	01.13-	DE 92 AGM		
3 Gran Turismo (F34) 320- 335 i xDrive EfficientDyna- mics Start/Stop	01.13-	DE 92 AGM		
3 Touring (E30) 316-320 i	07.87-06.94		DA 63T DA 60T	DS 60
3 Touring (E30) 324 td	07.87-06.94			DS 88
3 Touring (E30) 325 i, X	07.87-06.94		DA 63H DA 62H	DS 62
3 Touring (E36) 318 i, tds	01.95-10.99		DA 63T DA 60T	DS 60
3 Touring (E36) 318-325 tds	01.95-10.99		DA 100 DA 95H	
3 Touring (E36) 320-328 i	01.95-10.99		DA 77H DA 74	DS 72
3 Touring (E46) 316-318i	10.99-02.05		DA 63H DA 62H	
3 Touring (E46) 316-318i EfficientDynamics Start/Stop**	10.99-02.05	DE 70 AGM DE 70 EFB		
3 Touring (E46) 318-320 d	10.99-02.05		DA 80	
3 Touring (E46) 318-320 d EfficientDynamics Start/Stop	10.99-02.05	DE 92 AGM		
3 Touring (E46) 320-330 i, xi	10.99-02.05		DA 77H DA 74	
3 Touring (E46) 320-330 i, xi EfficientDynamics Start/Stop**	10.99-02.05	DE 70 AGM DE 80 AGM		
3 Touring (E46) 330 d, xd	10.99-02.05		DA 100 DA 95H	
3 Touring (E46) 330 d, xd EfficientDynamics Start/Stop	10.99-02.05	DE 92 AGM		
3 Touring (E91) 318-320 d	09.05-		DA 100 DA 95H	
3 Touring (E91) 318-320 d EfficientDynamics Start/Stop	09.07-	DE 92 AGM		

Brand/ Model designation	Year of manu- facture	DURACELL Extreme	DURACELL Advanced	DURACELL Starter
3 Touring (E91) 318-320 i EfficientDynamics Start/Stop	09.07-	DE 92 AGM		
3 Touring (E91) 318-320i	09.05-		DA 63H DA 62H	
3 Touring (E91) 325-335 d	09.05-		DA 100 DA 95H	
3 Touring (E91) 325-335 d, xd EfficientDynamics Start/Stop	09.07-	DE 92 AGM		
3 Touring (E91) 325-335 i EfficientDynamics Start/Stop	09.07-	DE 92 AGM		
3 Touring (E91) 325-335i	09.05-		DA 80	
3 Touring (F31) 316-335 i EfficientDynamics Start/Stop	10.11-	DE 92 AGM		
3 Touring (F31) 320-330 d, 335 d xDrive Efficient- Dynamics Start/Stop	10.11-	DE 92 AGM		
4 Coupe, Convertible (F32, F33) 420-435 d xDrive Effi- cientDynamics Start/Stop	01.13-	DE 92 AGM		
4 Coupe, Convertible (F32, F33) 420-435 i Efficient- Dynamics Start/Stop	01.13-	DE 92 AGM		
5 (E34) 518-520 i	01.88-11.95		DA 63H DA 62H	DS 62
5 (E34) 525 i	01.88-11.95		DA 77H DA 74	DS 72
5 (E34) 525 td, tds	01.88-11.95		DA 100 DA 95H	DS 95
5 (E34) 530-540 i	01.88-11.95		DA 100 DA 95H	DS 95
5 (E39) 520-530 d, td, tds	11.95-06.03		DA 100 DA 95H	DS 95
5 (E39) 520-540 i	11.95-06.03		DA 100 DA 95H	DS 95
5 (E60) 520-530 i	07.03-		DA 100 DA 95H	
5 (E60) 520-530 i Efficient- Dynamics Start/Stop	09.07-	DE 92 AGM		
5 (E60) 520-535 d, tds	07.03-		DA 100 DA 95H	
5 (E60) 520-535 d, tds Effi- cientDynamics Start/Stop	09.07-	DE 92 AGM		
5 (E60) 540-550 i, M5	07.03-		DA 100 DA 95H	
5 (E60) 540-550 i, M5 Effi- cientDynamics Start/Stop	09.07-	DE 92 AGM		
5 (F10, F18) 518-550 d xDrive, M, ActiveHybrid Effi- cientDynamics Start/Stop	03.10-	DE 92 AGM		
5 (F10, F18) 520-550 i Effi- cientDynamics Start/Stop	03.10-	DE 92 AGM		
5 Gran Turismo (F07) 520- 550 d xDrive EfficientDyna- mics Start/Stop	03.09-	DE 92 AGM		
5 Gran Turismo (F07) 520- 550 i EfficientDynamics Start/Stop	03.09-	DE 92 AGM		
5 Touring (E34) 518-520 i	11.91-01.97		DA 63H DA 62H	DS 62
5 Touring (E34) 525 i	11.91-01.97		DA 63H DA 62H	DS 62
5 Touring (E34) 525 tds	11.91-01.97		DA 100 DA 95H	DS 95
5 Touring (E34) 530-540 i	11.91-01.97		DA 100 DA 95H	DS 95
5 Touring (E39) 520-530 d, td, tds	01.97-06.03		DA 100 DA 95H	DS 95
5 Touring (E39) 520-540 i	01.97-06.03		DA 100 DA 95H	DS 95
5 Touring (E61) 520-530 d, xd EfficientDynamics Start/Stop	09.07-	DE 92 AGM		

* mit Bodenleistenadapter Art.Nr. 305002030101/with base hold-down adapter Art.No. 305002030101 ** bitte Originalbatterie prüfen, da unterschiedliche Batteriegröße/-technologie verbaut sein kann. In erster Linie abhängig von der elektrischen Zusatzausstattung. (VRLA = AGM, AFB/ECM = EFB) / Please check the original battery, as differing battery sizes and technologies may be installed. The battery choice depends primarily upon the electrical extras. (VRLA = AGM, AFB/ECM = EFB) *** mit Polhülsen Dünn-DIN Art.Nr. 1020001300+1020001400/with terminal covers thin-DIN Art.No. 1020001300+1020001400 **** noch nicht verfügbar im Duracell Sortiment/not yet available in the Duracell assortment



Brand/ Model designation	Year of manu- facture	DURACELL Extreme	DURACELL Advanced	DURACELL Starter
5 Touring (E61) 520-530 i, xi	06.04-		DA 100 DA 95H	
5 Touring (E61) 520-530 i, xi EfficientDynamics Start/Stop	09.07-	DE 92 AGM		
5 Touring (E61) 520-535 d, xd	06.04-		DA 100 DA 95H	
5 Touring (E61) 545-550 i	06.04-		DA 100 DA 95H	
5 Touring (E61) 545-550 i EfficientDynamics Start/Stop	09.07-	DE 92 AGM		
5 Touring (F11) 518-550 d xDrive EfficientDynamics Start/Stop	09.10-	DE 92 AGM		
5 Touring (F11) 523-550 i EfficientDynamics Start/Stop**	09.10-	DE 92 AGM		
6 (E63, E64) 630-650 i, Ci, Csi, Cabrio, M6	01.04-		DA 110	
6 (E64) Coupe, Cabrio 630-650 i, Ci, Csi Efficient- Dynamics Start/Stop	09.07-	DE 92 AGM		
6 (F12) 640-640 d xDrive EfficientDynamics Start/Stop	03.11-	DE 92 AGM		
6 (F12) 640-650 i, M EfficientDynamics Start/Stop**	03.11-	DE 92 AGM		
6 Coupe/Gran Coupe (F13, F06) 640-650 d xDrive Effi- cientDynamics Start/Stop	11.10-	DE 92 AGM		
6 Coupe/Gran Coupe (F13, F06) 640-650 i EfficientDy- namics Start/Stop	11.10-	DE 92 AGM		
6 Coupe/Gran Coupe (F13, F06) M EfficientDynamics Start/Stop**	11.10-	DE 105 AGM		
7 (E32) 730 i (138 kW)	09.86-09.94		DA 77H DA 74	DS 72
7 (E32) 730 i (160 kW)-750 i	09.86-09.94		DA 80	
7 (E38) 728-740 i, 730-740 d	10.94-11.01		DA 100 DA 95H	DS 95
7 (E65, 66, 67) 730-760 i, 730-745 d Efficient- Dynamics Start/Stop	11.01-	DE 92 AGM		
7 (E68) 730-760 i, 730-745 d EfficientDynamics Start/Stop	09.07-	DE 92 AGM		
7 (F01, F02, F03, F04) 730- 750 d xDrive, ActiveHybrid EfficientDynamics Start/Stop	06.08-	DE 92 AGM		
7 (F01, F02, F03, F04) 740-760 i Efficient- Dynamics Start/Stop	06.08-	DE 92 AGM		
8 (E31) 840-850	04.90-12.99		DA 77T DA 72	DS 70
Mini One, Cabriolet, Cooper D	03.01-		DA 77H DA 74	DS 72
Mini One, Cabriolet, Cooper, Convertible, S	03.01-		DA 63H DA 62H	DS 62
Mini One, Clubman, Countryman, Cooper, S 1,6; 1,6 D Start/Stop**	06.07-	DE 70 AGM DE 70 EFB		
X1 (E84) sDrive/xDrive 16-25 d EfficientDynamics- Start/Stop**	10.09-	DE 80 AGM DE 80 EFB		
X1 (E84) sDrive/xDrive 18-28 i EfficientDynamics- Start/Stop**	10.09-	DE 70 AGM DE 80 AGM		
X2 (F39) 18-20 i Efficient- DynamicsStart/Stop**	03.18-	DE 70 AGM DE 80 AGM		
X2 (F39) 18-25 d Efficient- DynamicsStart/Stop**	03.18-	DE 80 AGM DE 92 AGM		

Brand/ Model designation	Year of manu- facture	DURACELL Extreme	DURACELL Advanced	DURACELL Starter
X3 (E83) 2,0	01.04-		DA 77H DA 74	
X3 (E83) 2,0-3,0 d, sd	01.04-		DA 100 DA 95H	
X3 (E83) 2,5-3,0	01.04-		DA 100 DA 95H	
X3 (E83) sDrive/xDrive 20-30 i EfficientDynamics- Start/Stop**	01.04-	DE 70 AGM DE 70 EFB		
X3 (E83) xDrive 18-20 d EfficientDynamics Start/Stop**	01.04-	DE 80 AGM DE 80 EFB		
X3 (E83) xDrive 30-35 d Effi- cientDynamics Start/Stop	01.04-	DE 92 AGM		
X3 (F25) sDrive 18 d, 30 d, xDrive 28 i EfficientDyna- mics Start/Stop**	09.10-	DE 80 AGM DE 80 EFB		
X3 (F25) xDrive 20 i, 35 i, 20 d, 35 d EfficientDynamics Start/Stop	09.10-	DE 92 AGM		
X4 (F26) 20-35 d Efficient- Dynamics Start/Stop	04.14-	DE 92 AGM		
X4 (F26) 20-40 i EfficientDy- namics Start/Stop**	04.14-	DE 80 AGM DE 92 AGM		
X5 (E53, 70) 3,0 d	05.00-		DA 100 DA 95H	
X5 (E53, 70) 3,0-4,8 i, is	05.00-		DA 100 DA 95H	
X5 (E70) 3,0 d; xDrive 30 d, 35 d, 40 d, M Efficient- Dynamics Start/Stop	02.07-	DE 92 AGM		
X5 (E70) 3,0-4,8 i, is Efficient- Dynamics Start/Stop	02.07-	DE 92 AGM		
X5 (F15) sDrive 25 d, 40 d, xDrive 35 i, 25 d, 35 d, 40 d	01.12-	DE 105 AGM		
X6 (E71, E72) 3,0-3,5 d	09.07-		DA 100 DA 95H	
X6 (E71, E72) 3,0-3,5 d, M, ActiveHybrid Efficient- Dynamics Start/Stop	09.07-	DE 92 AGM		
X6 (E71, E72) 3,5-5,0 i	02.07-		DA 100 DA 95H	
X6 (E71, E72) 3,5-5,0 i Effi- cientDynamics Start/Stop	09.07-	DE 92 AGM		
X7 3,0 d EfficientDynamics Start/Stop	03.19-	DE 92 AGM		
X7 4,4 V8 EfficientDyna- mics Start/Stop	03.19-	DE 92 AGM		
X7 6,6 V12 Efficient- Dynamics Start/Stop	03.19-	DE 105 AGM		
Z3 (E36) 1,8-3,0; M 3,2; Coupe	10.95-06.03		DA 77H DA 74	DS 72
Z4 (E85, 86) 2,0-3,2; M	02.03-		DA 77H DA 74	
Z4 (E85, 86) 2,0-3,2; M EfficientDynamics Start/Stop**	02.03-	DE 70 AGM DE 70 EFB		
Z4 (E89) Coupe 3,0-3,2 M	03.06-		DA 63H DA 62H	
Z4 (E89) Roadster sDrive 18 i, 23 i, 30 i, 35 i, is Efficient- Dynamics Start/Stop**	09.07-	DE 70 AGM DE 70 EFB		
Z4 (E89) Roadster sDrive 20 i, 28 i, is Efficient- Dynamics Start/Stop	09.07-	DE 70 AGM DE 70 EFB		
Z8 (E52) 4,9	06.00-06.03		DA 100 DA 95H	DS 95
Brilliance				
Zhonghua 2,0-2,4	01.05-		DA 77H DA 74	
Bristol				
Bristol 4, 6	01.95-		DA 70L	

CARS AND SMALL TRANSPORTERS

Brand/ Model designation	Year of manu- facture	DURACELL Extreme	DURACELL Advanced	DURACELL Starter
Bugatti				
EB 110	01.99-		DA 63T DA 60T	DS 60
Buick				
Le Sabre 3,8	01.99-		DA 70L	
Park Avenue 3,8	01.91-10.96		DA 70L	
Skylark (N) 2,8-3,3	04.79-09.95		DA 70L	
Cadillac				
BLS 2,0-2,8; 1,9 D	04.06-		DA 77H DA 74	
CTS 2,6 V6-6,2 V8	01.02-12.07		DA 70L	
CTS 2,8-6,2	01.08-		DA 77H DA 74	
Deville 4,6-4,9 V8	01.93-		DA 77T DA 72	DS 70
DTS 4,6 V8	01.05-		DA 77T DA 72	
Eldorado, Cabrio			DA 95	
Escalade 5,8	10.98-		DA 77H DA 74	
Seville 4,9-5,7	08.99-		DA 70L	
SRX 3,6 V6-4,6 V8	03.06-		DA 77H DA 74	
STS 3,6-4,6	01.05-		DA 77H DA 74	
XLR 4,6	03.04-		DA 63T DA 60T	
Chery				
M14			DA 63T DA 60T	DS 60
S16			DA 63T DA 60T	DS 60
Tiggo 5	09.06-		DA 63T DA 60T	
Chevrolet				
Beretta 2,3-3,1 V6	01.87-12.96		DA 70L	
Blazer 4,3 V6	01.94-		DA 77T DA 72	DS 70
Camaro 3,6-6,2	01.09-		DA 77H DA 74	
Camaro 3,6-6,2 Start/Stop**	01.09-	DE 70 AGM DE 80 AGM		
Corsica 2,2-3,1 V6	01.87-12.96		DA 70L	
Corvette (C6) 06 7,0	01.04-		DA 63T DA 60T	
Corvette (C6) 6,0	01.04-			DS 72L
Corvette 5,7	01.97-09.04		DA 77H DA 74	DS 72
Cruze (J300, J305, J308) 1,7 D, 2,0 TD, CDI	01.09-		DA 80	
HHR 2,4	03.07-		DA 63T DA 60T	
Impala 3,4-3,8	01.99-		DA 70L	
Lumina APV 2,3-3,8	08.89-07.96		DA 70L	
Orlando (J309) 2,0 D	01.10-		DA 80	
Trailblazer 4,2-6,0	03.02-12.08			DS 72L
Transsport 3,4 V6	01.96-12.05			DS 72L
Trax 1,4-1,8, 1,7 TD	01.12-		DA 77H DA 74	
Trax 1,4-1,8, 1,7 TD Start/Stop	01.12-	DE 70 AGM		
Volt EV 150 (111 kW + 63 kW)	01.11-		DA 63H DA 62H	
Chevrolet-Daewoo				
Captiva (C100, C140) 2,0 CDTI (ROK)	05.06-		DA 95L	
Captiva (C100, C140) 2,0 CDTI (RUS)	05.06-			DS 72L
Captiva (C100, C140) 2,4 R4 (ROK)	05.06-		DA 60L	

Brand/ Model designation	Year of manu- facture	DURACELL Extreme	DURACELL Advanced	DURACELL Starter
Captiva (C100, C140) 3,2 V6 (ROK)	05.06-		DA 70L	
Captiva (C100, C140) 3,2 V6 (RUS)	05.06-			DS 72L
Cielo 1,5	06.94-11.00		DA 63H DA 62H	DS 60
Epica (KL1) 2,0 TD	06.06-		DA 95L	
Epica (KL1) 2,0-2,5 V6	06.06-		DA 70L	
Espero (KLEJ) 1,5-2,0	10.91-09.99		DA 63H DA 62H	DS 60
Evanda (KLA) 1,9-2,0	12.02-			DS 72L
Korando (KJ)	01.96-		DA 60L	
Korando (KJ) 2,9 D	01.96-		DA 95L	
Lacetti (KLAN) 2,0 D	09.04-			DS 72L
Matiz (KLYA) 0,8	09.98-		DA 40	
Matiz (KLYA) 1,0	09.98-		DA 40L	
Nexia (KLETN)	02.95-08.97		DA 63T DA 60T	DS 60
Nubira, -Combi (KLAJ) 1,6-2,0	05.97-			DS 72L
Orlando (J309) 2,0 D	01.10-		DA 80	
Rexton (GAB) 2,9 TD; 3,2 V6	04.02-		DA 95L	
Rezzo (KLAU) 1,6-2,0	06.05-		DA 70L	
Rezzo (KLAU) 1,6-2,0 LPG	06.05-		DA 70L	
Spark (M300) 1,0-1,2	01.10-		DA 40L	
Spark 0,8-1,0 (46 kW)	01.05-		DA 40	
Spark 1,0 (49 kW)	01.05-		DA 40L	
Tico (KLY3)	02.95-		DA 60	
Trax 1,4-1,8, 1,7 TD Start/Stop	01.12-	DE 70 AGM		
Chrysler				
300 C (LX, LE), Touring 2,7	09.04-		DA 77T DA 72	
Delta 1,4, 1,6 D	01.11-		DA 63H DA 62H	
Delta 1,4, 1,6 D Start/Stop**	01.11-	DE 60 EFB		
Delta 2,0 D	01.11-		DA 77H DA 74	
Delta 2,0 D Start/Stop**	01.11-	DE 70 AGM DE 70 EFB		
300 C (LX, LE), Touring 3,0 CRD	09.04-		DA 100 DA 95H	DS 95
300 C (LX, LE), Touring 3,5-6,1 SRT8	09.04-		DA 80	
Crossfire (ZH), Roadster 3,2 V6, SRT-6	07.03-		DA 77H DA 74	
Neon II 1,6-2,0	01.00-		DA 50H DA 50	
New Yorker 3,5				DS 72L
Pacifica 3,5-4,0	03.03-			DS 72L
PT Cruiser 1,6	06.00-		DA 50H DA 50	
PT Cruiser 1,6-2,4	06.00-		DA 50H DA 50	
PT Cruiser 2,2 CRD**	03.01-	DE 70 AGM		
Sebring (JSC) 2,0 CRD	01.08-		DA 100 DA 95H	
Voyager I (ES) D	01.92-12.95			DS 72L
Voyager II (GS) 2,0-3,0	01.95-03.01			DS 72L
Voyager II (GS) 3,3-3,8 i AWD, 2,5 TD	01.95-03.01			DS 72L
Voyager III, IV (RG) 2,0-3,8 AWD	02.00-12.07			DS 72L
Voyager III, IV (RG) 2,5-2,8 CRD	02.00-12.07			DS 72L
Voyager V (RT) 2,8 CRD	02.08-			DS 72L
Voyager V (RT) 3,8	02.08-			DS 72L
Ypsilon 0,9-1,3 Start/Stop**	01.11-	DE 60 EFB		
Chrysler-Jeep				
Cherokee (KJ) 2,5 CRD	01.02-			DS 72L

* mit Bodenleistenadapter Art.Nr. 305002030101/with base hold-down adapter Art.No. 305002030101 ** bitte Originalbatterie prüfen, da unterschiedliche Batteriegröße/-technologie verbaut sein kann. In erster Linie abhängig von der elektrischen Zusatzausstattung. (VRLA = AGM, AFB/ECM = EFB) / Please check the original battery, as differing battery sizes and technologies may be installed. The battery choice depends primarily upon the electrical extras. (VRLA = AGM, AFB/ECM = EFB) *** mit Polhülsen Dünn-DIN Art.Nr. 1020001300+1020001400/with terminal covers thin-DIN Art.No. 1020001300+1020001400 **** noch nicht verfügbar im Duracell Sortiment/not yet available in the Duracell assortment



Brand/ Model designation	Year of manu- facture	DURACELL Extreme	DURACELL Advanced	DURACELL Starter
Cherokee (KJ) 3,7	01.02-		DA 60L	
Cherokee (KK) 2,8 CRD	01.08-		DA 95L	
Cherokee (XJ) 2,1-2,5 TD, CRD	01.88-12.01			DS 72L
Commander (XH) 3,8-5,7 V8 HEMI	03.06-		DA 80	
Commander 3,0 V6 CRD	03.06-		DA 100 DA 95H	
Compass (MK49) 2,0 CRD	12.06-			DS 72L
Grand Cherokee I (ZG) 2,5 TD+CRD	01.96-12.98			DS 72L
Grand Cherokee II (WJ/WG) 2,7 CRD	01.99-12.04		DA 100 DA 95H	DS 95
Grand Cherokee II (WJ/WG) 3,7-4,7	01.99-12.04			DS 72L
Grand Cherokee III (WH) 3,0 CRD	01.05-		DA 100 DA 95H	
Grand Cherokee III (WH) 3,7-6,1	01.05-		DA 80	
Patriot (MK74) 2,0 CRD	03.07-			DS 72L
Patriot (MK74) 2,4	03.07-			DS 72L
Wrangler III (JK) 2,8 CRD	02.06-			DS 72L
Wrangler III (JK) 3,8	02.06-		DA 60L	
Citroen				
Berlingo (MF, M_) 1,1-1,8	07.96-		DA 63H DA 62H	DS 62
Berlingo (MF, M_) 1,8-1,9 D	07.96-		DA 63H DA 62H	DS 62
Berlingo (MF, M_) 1,8-1,9 D; 1,6-2,0 HDi	07.96-		DA 77H DA 74	DS 72
Berlingo 1,6 e-HDi 90 Start/Stop	04.08-	DE 70 AGM		
C1 (PM, PN) 1,0	06.05-		DA 42	
C1 (PM, PN) 1,4 HDi 55	06.05-		DA 50H DA 50	
C15 (VD-) 1,1-1,4	10.84-12.97		DA 50H DA 50	DS 45H
C15 (VD-) 1,8 D	10.84-12.97		DA 63H DA 62H	DS 62
C2 (JM) 1,1-1,6	09.03-		DA 50H DA 50	DS 45H
C2 (JM) 1,4-1,6 HDi 70-110	09.03-		DA 63H DA 62H	DS 62
C25 (280, 290) 1,8-2,0	07.84-12.94		DA 63H DA 62H	DS 62
C25 (280, 290) 2,5 D, TD	07.84-12.94		DA 100 DA 95H	DS 95
C3 (FC, HB) 1,1-1,6 - Pluriel	02.02-		DA 50H DA 50	DS 45H
C3 (FC, HB) 1,4-1,6 HDi - Pluriel 70-110	02.02-		DA 63H DA 62H	DS 62
C3 Picasso 1,4 VTi	11.09-		DA 50H DA 50	
C3 Picasso 1,4; 1,6 HDi	02.09-		DA 63H DA 62H	
C3 Picasso 1,4; 1,6 HDi Start/Stop	02.09-	DE 70 AGM		
C4 (LC, LA, DU, UA) 1,4-1,6 - Coupe, Grand-, Picasso	06.05-		DA 50H DA 50	
C4 (LC, LA, DU, UA) 1,6-2,0 HDi 110-135 - Coupe, Grand-, Picasso	06.05-		DA 77H DA 74	
C4 (LC, LA, DU, UA) 2,0 - Coupe, Grand-, Picasso	06.05-		DA 63H DA 62H	
C4 (UD) 1,6 e-HDi 110 Picasso, Grand Picasso Start/Stop	02.07-	DE 70 AGM		
C5 (DE, RC, RE, RD, TD) 1,6-2,0	03.01-		DA 63H DA 62H	DS 62
C5 (DE, RC, RE, RD, TD) 1,6- 3,0 HDi 110-135	03.01-		DA 77H DA 74	DS 72

Brand/ Model designation	Year of manu- facture	DURACELL Extreme	DURACELL Advanced	DURACELL Starter
C5 (DE, RC, RE, RD, TD) 2,0-3,0	03.01-		DA 77H DA 74	DS 72
C5 (RD, TD) 1,6 e-HDi 110 Start/Stop	02.11-	DE 70 AGM		
C6 (TD) 2,2 HDi	09.06-		DA 77H DA 74	
C6 (TD) 2,2 HDi Start/Stop	09.06-	DE 70 AGM		
C6 (TD) 2,7 HDi	09.06-		DA 100 DA 95H	
C6 (TD) 2,7 HDi Start/Stop	09.06-	DE 92 AGM		
C6 (TD) 3,0 V6	09.06-		DA 77H DA 74	
C6 (TD) 3,0 V6 Start/Stop	09.06-	DE 70 AGM		
C8 (EA, EB) 2,0-2,2 HDi	07.02-		DA 77H DA 74	
C8 (EA, EB) 2,0-3,0	07.02-		DA 77H DA 74	
C-Crosser (EP) 2,0	02.07-		DA 63H DA 62H	
C-Crosser (EP) 2,2 HDi	02.07-		DA 95	
C-Crosser (EP) 2,4	02.07-		DA 77H DA 74	
C-Elysee 1,2-1,6	01.12-		DA 50H DA 50	
C-Elysee 1,6 HDi	01.12-		DA 63H DA 62H	
C-Zero (47 kW)***	09.10-		DA 40	
DS3 1,2-1,6 VTi	11.09-		DA 50H DA 50	
DS3 1,4-1,6 HDi	11.09-		DA 63H DA 62H	
DS3 1,4-1,6 HDi Start/Stop	11.09-	DE 70 AGM		
DS4 1,6 VTi, THP	03.11-		DA 63H DA 62H	
DS4 1,6-2,0 HDi	03.11-		DA 77H DA 74	
DS4 1,6-2,0 HDi Start/Stop	03.11-	DE 70 AGM		
DS5 1,6 THP	01.11-		DA 63H DA 62H	
DS5 1,6-2,0 HDi	01.11-		DA 77H DA 74	
DS5 1,6-2,0 HDi Start/Stop	01.11-	DE 70 AGM		
Evasion (22, U6U) 1,8-2,0	06.94-07.02		DA 63H DA 62H	DS 62
Evasion (22, U6U) 1,9-2,1 TD, HDi	06.94-07.02		DA 77H DA 74	DS 72
Jumper (230P, -L, 244) 1,9-2,2 D, TDi, HDi	02.94-		DA 77H DA 74	DS 72
Jumper (230P, -L, 244) 2,0	02.94-		DA 63H DA 62H	DS 62
Jumper (230P, -L, 244) 2,5-2,8 D, TDi, HDi	02.94-06.06		DA 100 DA 95H	DS 95
Jumper (244) 2,2-3,0 D, HDi	04.06-		DA 100 DA 95H	
Jumpy (U6U) 1,6-2,0	06.94-		DA 63H DA 62H	DS 62
Jumpy (U6U) 1,9-2,0 D, TD, HDi	06.94-		DA 63H DA 62H	DS 62
Jumpy 1,6-2,0 e-HDi	01.07-		DA 77H DA 74	
Jumpy 2,0	01.07-		DA 63H DA 62H	
Nemo 1,4 HDi	01.08-		DA 63H DA 62H	
Saxo (S0, S1) 1,5 D	02.96-04.04		DA 63H DA 62H	DS 62
Saxo (S0, S1) 1,0-1,6	02.96-04.04		DA 50H DA 50	DS 45H
Xantia (X1, X2) 1,9-2,1 D, TD, HDi	03.93-04.03		DA 77H DA 74	DS 72
Xantia (X1, X2) 1,6-2,0	03.93-04.03		DA 50H DA 50	DS 45H

CARS AND SMALL TRANSPORTERS

Brand/ Model designation	Year of manu- facture	DURACELL Extreme	DURACELL Advanced	DURACELL Starter
Xantia (X1, X2) 2,5-3,0 V6	03.93-04.03		DA 63H DA 62H	DS 62
XM (Y3, Y4) 1,8-2,0	05.89-10.00		DA 63H DA 62H	DS 62
XM (Y3, Y4) 3,0 V6; 2,1-2,5 D, TD	05.89-10.00		DA 77H DA 74	DS 72
Xsara (N1, N2, N0, N68) 1,4-1,6 -Picasso	04.97-		DA 50H DA 50	DS 45H
Xsara (N1, N2, N0, N68) 1,5-2,0 HDi -Picasso	04.97-		DA 63H DA 62H	DS 62
Xsara (N1, N2, N0, N68) 1,8-2,0 -Picasso	04.97-		DA 63H DA 62H	DS 62
ZX (N2) 1,4-2,0 i	03.91-10.97		DA 63H DA 62H	DS 62
ZX (N2) 1,8-1,9 D, TD	03.91-10.97		DA 77H DA 74	DS 72
Corvette				
Coupe, Convertible (C5, C6), Z06, ZR1	01.05-			DS 60
Cupra				
Ateca (KH7) 2,0 TSI, Cupra 300 Start/Stop	03.18-	DE 70 EFB DE 70 AGM		
Dacia				
1210-1410	06.83-12.94		DA 50H DA 50	DS 45H
Dokker 1,2-1,6	09.12-		DA 50H DA 50	
Dokker 1,5 dCi	09.12-		DA 63H DA 62H	
Duster 1,2-1,6	04.10-		DA 50H DA 50	
Duster 1,5 dCi 85-110 Start/Stop	04.10-		DA 63H DA 62H	
Lodgy 1,2-1,6	06.12-		DA 50H DA 50	
Lodgy 1,5 dCi	06.12-		DA 63H DA 62H	
Logan (LS, KS) 1,4-1,6; MCV	09.04-		DA 50H DA 50	
Logan (LS, KS) 1,5 dCi; MCV	09.04-		DA 63H DA 62H	
Sandero 1,2-1,6	11.08-		DA 50H DA 50	
Sandero 1,5 dCi	11.08-		DA 63H DA 62H	
Solenza 1,4	02.03-		DA 50H DA 50	DS 45H
Solenza 1,9 D	02.03-		DA 63H DA 62H	DS 62
Daihatsu				
Applause I, II (A101, -111) 1,6	06.89-05.00		DA 45	
Atrai Bus 1,3	07.00-		DA 45	
Boon 1,0-1,3	01.05-		DA 40	
Charade (L2_) 1,0	03.03-		DA 40	
Charade 1,33 16V	01.11-		DA 45	
Charade IV (G200-203) 1,0-1,6; Valera	01.93-06.00		DA 45	
Charmant (A) 1,3-1,6	10.81-07.87		DA 45	
Copen 0,7-1,3	09.03-		DA 40	
Cuore III (L201) 0,7	08.90-04.95		DA 45	
Cuore III (L201) 0,8	08.90-04.95		DA 40	
Cuore IV (L501) 0,8	12.94-10.98		DA 45	
Cuore V, VI (L5, L7) 0,8-1,0	11.96-05.03		DA 40	
Cuore VII (L251) 0,7 (35-43kW)	03.03-		DA 40B	
Cuore VII (L251) 0,7 (47kW)-1,0	03.03-		DA 40	
Cuore VIII 1,0	04.07-		DA 40	
Extol Bus (S22, S23) 1,3	07.00-		DA 45	
Feroza (F300), Taft, Sportrak 0,7-1,6	10.88-		DA 40L	
Gran Move (G3) 1,5-1,6 16V	10.96-		DA 45	

Brand/ Model designation	Year of manu- facture	DURACELL Extreme	DURACELL Advanced	DURACELL Starter
Hijet (S85) 1,2-1,4 D	10.96-		DA 63H DA 62H	DS 62
Hijet (S85), Spar Car 0,8-1,3	10.96-		DA 40	
Materia (M4) 1,0-1,5 ECO 4WD	10.06-		DA 40	
Move (L6, L9) 0,7-1,0	10.96-		DA 40	
Rocky (F7, F8) 2,0-2,2; 2,8 D, TD	06.84-12.98		DA 95L	
Sirion (M1) 0,7 Turbo 4WD	04.98-04.05		DA 40	
Sirion (M1) 1,0-1,3	04.98-04.05		DA 45	
Sirion (M3) 1,0-1,5	01.05-		DA 40	
Terios (J1) 0,7	05.97-10.05		DA 40B	
Terios (J1) 1,3 (61kW) -1,3 DVVT 4WD	05.97-10.05		DA 45L	
Terios (J1) 1,3 (63kW)	05.97-10.05		DA 45	
Terios (J2) 1,3 DVVT-1,5	11.05-		DA 40	
Trevis 1,0	06.06-		DA 40	
YRV (M2) 1,0	02.01-		DA 40	
YRV (M2) 1,3 4WD, GTti	02.01-		DA 45	
Daimler				
X300 4,0; V8 Super 4,0; Double Six 6,0	10.89-12.02		DA 100 DA 95H	DS 95
Dodge				
Avenger (JSD) 2,0, 2,0 CRD	09.07-		DA 50H DA 50	
Caliber (PM) 1,8-2,4	06.06-		DA 60L	
Caliber (PM) 2,0 CRD	06.06-			DS 72L
Caravan (RG) 2,4-3,8	01.00-		DA 70L	
Challenger 3,5-6,4 SRT8	01.08-		DA 77H DA 74	
Charger 3,6-6,4	01.11-		DA 77H DA 74	
Dart 1,4 Start/Stop**	01.12-	DE 60 EFB		
Dart 2,0-2,4	01.12-		DA 63H DA 62H	
Dart 2,0-2,4 Start/Stop**	01.12-	DE 60 EFB		
Journey (JC) 2,0 CRD	01.08-		DA 100 DA 95H	
Journey (JC) 2,4-3,6	01.09-		DA 60L	
Neon II 2,0 16V	01.99-		DA 70L	
Nitro (KA) 2,8 CRD	01.08-		DA 95L	
Nitro (KA) 4,0 V6	01.08-		DA 60L	
RAM 4000 (DR, D1, DC, DM, DH) 5,7; 5,9-6,7 D	01.07-		DA 77H DA 74	
Ferrari				
348 TB, TS 3,4	02.90-12.95		DA 77H DA 74	DS 72
360 Modena, Spider (F131)	03.99-		DA 77T DA 72	DS 70
456 GT, 512 M, TR	01.93-		DA 77H DA 74	DS 72
458 Italia 4,5	12.09-		DA 77H DA 74	
5_ Maranello 550-575 M	09.96-		DA 77H DA 74	DS 72
512 M 4,9-5,0	11.84.08.96		DA 77H DA 74	DS 72
550 Barchetta 5,5	10.00-			DS 72L
599 GTB/GTO 6,0	03.06-		DA 77H DA 74	
612 Scaglietti 5,7 V12	09.96-		DA 77H DA 74	DS 72
California 4,3	07.08-		DA 77H DA 74	
F12 Berlinetta 3,5	01.12-	DE 92 AGM		
F355 Berlinetta, GTS 3,5	03.87-		DA 77H DA 74	DS 72
F430, -Spider 4,3	03.05-		DA 77H DA 74	
FF 6,3 V12	06.11-		DA 100 DA 95H	

* mit Bodenleistenadapter Art.Nr. 305002030101/with base hold-down adapter Art.No. 305002030101 ** bitte Originalbatterie prüfen, da unterschiedliche Batteriegröße/-technologie verbaut sein kann. In erster Linie abhängig von der elektrischen Zusatzausstattung. (VRLA = AGM, AFB/ECM = EFB) / Please check the original battery, as differing battery sizes and technologies may be installed. The battery choice depends primarily upon the electrical extras. (VRLA = AGM, AFB/ECM = EFB) *** mit Polhülsen Dünn-DIN Art.Nr. 1020001300+1020001400/with terminal covers thin-DIN Art.No. 1020001300+1020001400 **** noch nicht verfügbar im Duracell Sortiment/not yet available in the Duracell assortment



Brand/ Model designation	Year of manu- facture	DURACELL Extreme	DURACELL Advanced	DURACELL Starter
Mondial 8, -T, Testarossa	80-		DA 77H DA 74	DS 72
Superamerica 5,7	01.05-		DA 77H DA 74	
Fiat				
500 L 1,6 D Multijet Start/Stop**	09.12-	DE 70 EFB DE 70 AGM		
500 X 1,3 D Multijet	11.14-		DA 50H DA 50	
500 X 1,3 D Multijet Start/Stop**	11.14-	DE 60 EFB		
500 X 1,4	11.14-		DA 50H DA 50	DS 45H
500 X 1,4 Start/Stop	11.14-	DE 60 EFB		
500 X 1,6-2,0 D Multijet	11.14-		DA 63H DA 62H	
500 X 1,6-2,0 D Multijet Start/Stop**	11.14-	DE 70 EFB DE 70 AGM		
500, C, L 0,9-1,4; 1,3 D Multijet Start/Stop**	09.07-	DE 60 EFB		
500, L 0,9-1,4, Abarth	09.07-		DA 50H DA 50	
500, L 1,3 D Multijet, JTD	09.07-		DA 50H DA 50	
Barchetta (183)	03.95-05.05		DA 50H DA 50	DS 45H
Bravo, Brava (I, II 182) 1,8-2,0	10.95-		DA 63H DA 62H	DS 62
Bravo, Brava I, II (182) 1,2-1,6	10.95-		DA 50H DA 50	DS 45H
Bravo, Brava I, II (182) 1,6- 2,0 D, TD, JTD	10.95-		DA 63H DA 62H	DS 62
Bravo, Brava II (198) 1,4 16V Start/Stop**	03.10-	DE 60 EFB		
Cinquecento (170) 0,7-1,1	07.91-01.98		DA 50H DA 50	DS 45H
Coupé (FA/175) 1,8-2,0	11.93-		DA 63H DA 62H	DS 62
Croma (154) 1600	12.85-12.96		DA 50H DA 50	DS 45H
Croma (154) 1900-2500 TD	12.85-12.96		DA 77H DA 74	DS 72
Croma (154) 2000-2500 V6	12.85-12.96		DA 63H DA 62H	DS 62
Croma (194) 1,8-2,2, 1,9-2,4 D	06.05-		DA 63H DA 62H	
Daily	03.98-		DA 63H DA 62H	DS 62
Daily D, TD	03.98-		DA 100 DA 95H	DS 95
Doblò (119, 223) 1,2-1,6	03.01-		DA 50H DA 50	DS 45H
Doblò (119, 223) 1,3-1,9 D, JTD	03.01-		DA 63H DA 62H	DS 62
Doblò (263) 1,4 Start/Stop**	11.09-	DE 60 EFB		
Doblò (263) 1,6 D Start/Stop**	11.09-	DE 60 EFB		
Doblò (263) 2,0 D Start/Stop**	11.09-	DE 70 EFB DE 70 AGM		
Ducato (280, 290, 230, 250, -L, 244) 1,8-2,0	07.82-		DA 77H DA 74	
Ducato (280, 290, 230, 250, -LD, TD, 244) 1,9-3,0 D, TD, JTD	07.82-		DA 100 DA 95H	
Ducato Bus (250) 100-160 Multijet Power 2,2-3,0 D	07.06-		DA 110	
Ducato Bus (250) 100-160 Natural Power 3,0	07.06-		DA 110	
Duna 0,9-1,4	07.91-07.96		DA 50H DA 50	DS 45H
Fiorino (146 Uno) Kasten	05.88-		DA 63H DA 62H	DS 62
Fiorino (146, 147) 1,0-1,6 Pick up	01.80-		DA 50H DA 50	

Brand/ Model designation	Year of manu- facture	DURACELL Extreme	DURACELL Advanced	DURACELL Starter
Fiorino (146, 147) 1,3-1,7 D, TD Pick up	01.80-		DA 77H DA 74	DS 72
Fiorino (225) 1,4; 1,3 D	02.08-		DA 50H DA 50	
Freemont 2,0 JTD Multijet	06.11-		DA 77H DA 74	
Freemont 2,4-3,6 V6 Pentastar	06.11-		DA 77H DA 74	
Fullback (502, 503) 2,4-2,5 D	01.16-	DE 80 EFB DE 80 AGM		
Grande Punto (199) 1,2-1,4	10.05-		DA 50H DA 50	
Grande Punto (199) 1,2-1,4 EVO Start/Stop**	10.05-	DE 60 EFB		
Grande Punto (199) 1,3-1,9 D Multijet	10.05-		DA 63H DA 62H	
Grande Punto (199) 1,3-1,9 D Multijet EVO Start/Stop**	10.05-	DE 60 EFB		
Idea 1,2-1,4	12.03-		DA 50H DA 50	
Idea 1,3 D Start/Stop**	12.03-	DE 60 EFB		
Idea 1,3-1,9 JTD	12.03-		DA 63H DA 62H	DS 62
Idea 1,4 16V Start/Stop**	12.03-	DE 60 EFB		
Idea 1,6 D Start/Stop**	12.03-	DE 70 EFB DE 70 AGM		
Linea (323) 1,3-1,6 D Multijet	06.07-		DA 63H DA 62H	
Linea (323) 1,4	06.07-		DA 63H DA 62H	
Marea (185) 1,4-1,6	09.96-12.07		DA 50H DA 50	DS 45H
Marea (185) 1,8-2,0	09.96-12.07		DA 63H DA 62H	DS 62
Marea (185) 1,9-2,4 TD, JTD	09.96-12.07		DA 63H DA 62H	DS 62
Multipla (186) 1,6	04.99-12.10		DA 50H DA 50	DS 45H
Multipla (186) 1,9 JTD, TD	04.99-12.10		DA 63H DA 62H	DS 62
Palio (178BX) 1,2-1,6	04.96-		DA 50H DA 50	DS 45H
Palio (178BX) 1,7 TD	04.96-		DA 63H DA 62H	DS 62
Panda I, II (141A, 169, 176) 1300 D, 1,3 JTD	03.80-12.11		DA 50H DA 50	
Panda I, II (141A, 169, 176) 650-1100, 1,1-1,2	03.80-12.11		DA 42	
Panda II (169) 1,2-1,4	09.03-12.11		DA 50H DA 50	
Panda II, III (169, 312) 0,9- 1,2 Twinair Start/Stop**	01.12-	DE 60 EFB		
Panda II, III (169, 312) 0,9- 1,3 JTD Start/Stop**	01.12-	DE 60 EFB		
Panda III (312) 0,9-1,2	01.12-		DA 50H DA 50	
Punto (199) 0,9-1,4, 1,3 D Start/Stop**	03.12-	DE 60 EFB		
Punto EVO 1,2 Start/Stop	07.08-02.12	DE 60 EFB		
Punto EVO 1,3 D Start/Stop**	07.08-02.12	DE 60 EFB		
Punto EVO 1,4	07.08-02.12		DA 63H DA 62H	DS 62
Punto EVO 1,4 Start/Stop**	07.08-02.12	DE 60 EFB		
Punto EVO 1,6 D Start/Stop**	07.08-02.12	DE 70 EFB DE 70 AGM		
Punto I, II, III, IV (176, -C, -L, 188, AX) 1,1-1,2	09.93-10.09		DA 42	
Punto I, II, III, IV (176, -C, -L, 188, AX) 1,1-1,8	09.93-10.09		DA 50H DA 50	
Punto I, II, III, IV (176, -C, -L, 188, AX) 1,3-1,9 D, JTD	09.93-10.09		DA 63H DA 62H	DS 62
Punto/Grande Punto (199) 0,9-1,4	10.05-		DA 42	

CARS AND SMALL TRANSPORTERS

Brand/ Model designation	Year of manu- facture	DURACELL Extreme	DURACELL Advanced	DURACELL Starter
Punto/Grande Punto (199) 1,1-1,2,4 T-Jet, Abarth	10.05-		DA 42	
Punto/Grande Punto (199) 1,2-1,4 Start/Stop**	10.05-	DE 60 EFB		
Punto/Grande Punto (199) 1,3 (66 kW)-1,9 D	10.05-		DA 63H DA 62H	
Punto/Grande Punto (199) 1,3-1,9 D (51 kW)	10.05-		DA 50H DA 50	
Punto/Grande Punto (199) 1,3-1,9 D Start/Stop**	10.05-	DE 60 EFB		
Punto/Grande Punto (199) 1,4 T-Jet, Abarth	10.05-		DA 63H DA 62H	
Qubo (225) 1,3 JTD, Multijet	03.09-		DA 63H DA 62H	
Qubo (225) 1,3 JTD, Multijet Start/Stop**	03.09-	DE 60 EFB		
Qubo (225) 1,4	03.09-		DA 50H DA 50	
Scudo (220P, -L, 270) 1,6-2,0	02.96-		DA 63H DA 62H	DS 62
Scudo (220P, -L, 270) 1,6-2,0 D, TD, JTD	02.96-		DA 77H DA 74	DS 72
Sedici 1,6	05.06-		DA 50H DA 50	
Sedici 1,9 JTD	05.06-		DA 63H DA 62H	
Seicento (187) 0,9-1,1	01.98-		DA 50H DA 50	
Siena 1,4, 1,3 JTD	01.07-		DA 50H DA 50	
Stilo (192) 1,2-1,4	09.01-		DA 50H DA 50	DS 45H
Stilo (192) 1,8-2,4	09.01-		DA 63H DA 62H	DS 62
Stilo (192) 1,9 D, JTD	09.01-		DA 63H DA 62H	DS 62
Strada (178E)	06.99-		DA 50H DA 50	
Strada (178E) D, JTD	06.99-		DA 63H DA 62H	DS 62
Talento (290) 1,9 D, TD	03.89-03.94		DA 100 DA 95H	DS 95
Talento (290) 2,0	03.89-03.94		DA 77H DA 74	DS 72
Tempra (159) 1,4-2,0	03.90-08.97		DA 63H DA 62H	DS 62
Tempra (159) 1,9 D, TD	03.90-08.97		DA 77H DA 74	DS 72
Tipo (160) 1,1-1,6	07.87-04.95		DA 50H DA 50	
Tipo (160) 1,7-1,9 D, TD	07.87-04.95		DA 77H DA 74	DS 72
Tipo (160) 1,8-2,0	07.87-04.95		DA 63H DA 62H	DS 62
Ulysse (220, 179AX) 1,8-2,0 Turbo	06.94-		DA 63H DA 62H	DS 62
Ulysse (220, 179AX) 1,9-2,2 TD, JTD	06.94-		DA 77H DA 74	DS 72
Uno (146A/E) 0,9-1,3	01.83-08.00		DA 50H DA 50	
Uno (146A/E) 1,3-1,9 D, TD, SuperDiesel	01.83-08.00		DA 63H DA 62H	DS 62
Uno (146A/E) 1,4-1,6	01.83-08.00		DA 63H DA 62H	DS 62
Fisker				
Karma Eco Sport 2,0 Hybrid (2 x 150 kW)	01.12-	DE 70 AGM		
Ford (D)				
B-Max 1,0-1,6	06.12-		DA 50T DA 44	
B-Max 1,5-1,6 TDCi	06.12-		DA 63T DA 60T	
C-Max I (DAW, DBW, DFW, DNW) 1,4-1,6	10.98-		DA 63T DA 60T	DS 60

Brand/ Model designation	Year of manu- facture	DURACELL Extreme	DURACELL Advanced	DURACELL Starter
C-Max I (DAW, DBW, DFW, DNW) 1,6-2,0 TD, TDCi	10.98-		DA 77T DA 72	DS 70
C-Max I (DAW, DBW, DFW, DNW) 1,8-2,0	10.98-		DA 63T DA 60T	DS 60
Cougar (BCV) 2,0-2,5 V6	01.99-		DA 63T DA 60T	DS 60
Cougar (BCV) 25 ST 200	01.99-		DA 77T DA 72	DS 70
Ecosport 1,0-1,5 ECOBoost	10.13-		DA 63T DA 60T	
Escort (AVL) 1,4	01.95-		DA 63T DA 60T	DS 60
Escort (AVL) 1,8 D, Turbo D	01.95-		DA 77T DA 72	DS 70
Fiesta II, III, IV, V 1,6-1,8 RS Turbo	05.89-		DA 63T DA 60T	DS 60
Fiesta III, IV, V 1,0-1,3 Cou- rier (JAS, JBS, JH, JD)	12.95-		DA 50T DA 44	DS 44
Fiesta III, IV, V 1,4-1,8 Cou- rier (JAS, JBS, JH, JD)	12.95-		DA 63T DA 60T	DS 60
Fiesta III, IV, V 1,4-1,8 D, TDCi, Courier (JAS, JBS, FVD, JH, JD)	12.95-		DA 77T DA 72	DS 70
Fiesta VI 1,25-1,6	10.08-		DA 50T DA 44	
Fiesta VI 1,4-1,8 TDCi	10.08-		DA 63T DA 60T	
Focus I, II (DAW, DBW, DFW, DNW) 1,4-1,6	10.98-		DA 63T DA 60T	DS 60
Focus I, II (DAW, DBW, DFW, DNW) 1,6-2,0 TD, TDCi	10.98-		DA 77T DA 72	DS 70
Focus I, II (DAW, DBW, DFW, DNW) 1,8-2,5 ST	10.98-		DA 63T DA 60T	DS 60
Fusion (JU) 1,25-1,4	08.02-		DA 50T DA 44	DS 44
Fusion (JU) 1,4-1,6 TDCi	08.02-		DA 77T DA 72	DS 70
Fusion (JU) 1,6	08.02-		DA 63T DA 60T	DS 60
Galaxy (WGR, VX, VY) 1,9- 2,0 TDi, TDCi	03.95-05.06		DA 100 DA 95H	DS 95
Galaxy (WGR, VX, VY) 2,0-2,3	03.95-05.06		DA 77H DA 74	DS 72
Galaxy (WGR, VX, VY) 2,8 V6	03.95-05.06		DA 100 DA 95H	DS 95
Galaxy 1,8-2,2 TDCi	05.06-		DA 80	
Galaxy 2,0-2,3	05.06-		DA 63T DA 60T	
Ka (RB) 1,0-1,6; Street Ka, Sport Ka	01.96-11.08		DA 50T DA 44	DS 44
Ka 1,2; 1,3 TDCi Street Ka, Sport Ka	10.08-		DA 63H DA 62H	
Kuga 2,0 TDCi	03.08-		DA 77T DA 72	
Kuga 2,5 Turbo	03.08-		DA 63T DA 60T	
Maverick (UDS, UNS) 2,4-2,7 TD	02.93-04.98		DA 70L	
Maverick 2,0-3,0	02.01-		DA 63T DA 60T	DS 60
Mondeo I, II, III, IV (GBP, BNP, BAP, BFP, BNP, B5Y, B4Y, BWY) 1,6-2,0	02.93-		DA 63T DA 60T	
Mondeo I, II, III, IV (GBP, BNP, BAP, BFP, BNP, B5Y, B4Y, BWY) 1,8-2,0 TD, TDCi	02.93-		DA 77T DA 72	
Mondeo I, II, III, IV (GBP, BNP, BAP, BFP, BNP, B5Y, B4Y, BWY) 2,2 TD, TDCi	02.93-		DA 80	
Mondeo I, II, III, IV (GBP, BNP, BAP, BFP, BNP, B5Y, B4Y, BWY) 2,3-2,5 V6	02.93-		DA 77T DA 72	
Mondeo III, IV (B5Y, B4Y, BWY) 3,0 V6, ST220	11.00-		DA 77T DA 72	

* mit Bodenleistenadapter Art.Nr. 305002030101/with base hold-down adapter Art.Nr. 305002030101 ** bitte Originalbatterie prüfen, da unterschiedliche Batteriegröße/-technologie verbaut sein kann. In erster Linie abhängig von der elektrischen Zusatzausstattung. (VRLA = AGM, AFB/ECM = EFB) / Please check the original battery, as differing battery sizes and technologies may be installed. The battery choice depends primarily upon the electrical extras. (VRLA = AGM, AFB/ECM = EFB) *** mit Polhülsen Dünn-DIN Art.Nr. 1020001300+1020001400/with terminal covers thin-DIN Art.Nr. 1020001300+1020001400

**** noch nicht verfügbar im Duracell Sortiment/not yet available in the Duracell assortment



Brand/ Model designation	Year of manu- facture	DURACELL Extreme	DURACELL Advanced	DURACELL Starter
Mondeo V (BA7) 1,0-2,0 ECONetic Start/Stop, Hybrid**	03.14-	DE 60 EFB		
Mondeo V (BA7) 1,5-2,0 TDCi ECONetic Start/Stop**	03.14-	DE 70 AGM DE 70 EFB		
Puma (EC_) 1,4-1,7	03.97-06.02		DA 63T DA 60T	DS 60
Puma (EC_) ST 160	03.97-06.02		DA 63T DA 60T	DS 60
Ranger (TU) 2,6-4,0; 2,5-3,0 D, TD, TDCi	10.99-		DA 95L	
Ranger 2,5, 2,2 TDCi	01.11-		DA 77T DA 72 DA 80	
Ranger 3,2 TDCi	01.11-		DA 63T DA 60T	DS 60
Scorpio I, II (GAE, GGE, GFR, GGR, GNR) 2,3-2,9; 2,5 D, TD	04.85-08.98		DA 77T DA 72	DS 70
Scorpio I, II (GAE, GGE, GFR, GGR, GNR) 1,8-2,0	04.85-08.98		DA 77T DA 72	DS 70
S-Max 1,8-2,2 TDCi	05.06-		DA 80	
S-Max 2,0-2,5 20V	05.06-		DA 63T DA 60T	
Tourneo Connect 1,0 ECONetic	01.13-		DA 63T DA 60T	
Tourneo Connect 1,6, TDCi ECONetic	01.13-		DA 77T DA 72	
Tourneo Connect 1,8	09.02-		DA 63T DA 60T	DS 60
Tourneo Connect 1,8-3,2 TDCi	09.02-		DA 80	
Transit (FD, FB, FS, FZ, FC, FA, FM, FN) 1,8-2,4 DI, TDE, TDi, TDCi	01.00-		DA 80	
Transit (FD, FB, FS, FZ, FC, FA, FM, FN) 2,3	01.00-		DA 63T DA 60T	DS 60
Transit (V, T, E) 1,3-2,0	01.77-07.94			DS 60
Transit (V, T, E) 1,6-2,3	08.94-07.00		DA 63T DA 60T	DS 60
Transit (V, T, E) 2,0-2,5 DI, TDE	08.94-07.00		DA 77T DA 72	DS 70
Transit Connect 1,0 ECONetic	01.13-		DA 63T DA 60T	
Transit Connect 1,6, TDCi ECONetic	01.13-		DA 77T DA 72	
Transit Connect 1,8	09.02-		DA 63T DA 60T	DS 60
Transit Connect 1,8 Di, TDCi	09.02-		DA 80	
Transit Nugget 1,8-2,4 TDCi	01.00-		DA 77T DA 72	DS 70
Transit, -Nugget 1,8-2,4 TDCi ECONetic Start/Stop	01.06-	DE 92 AGM		
Ford (USA)				
Aero Star	01.95-		DA 77T DA 72	DS 70
Bronco 2,9 V6 I, II	01.88-08.90		DA 70	
Explorer (U2) 4,0-4,9 V6	01.93-			DS 72L
Mustang 2,3 ECOBoost; 5,0 V8	01.15-		DA 63T DA 60T	
Mustang, -Convertible (C) 3,8-4,9	09.93-12.14		DA 63H DA 62H	DS 62
Probe II	09.96-		DA 63T DA 60T	DS 60
Ranger 2,2-3,2 TDCi	01.15-		DA 77T DA 72	
Ranger 2,2-3,2 TDCi Start/Stop	01.15-	DE 92 AGM		
Taurus, -Wagon 3,0	09.96-		DA 77T DA 72	DS 70
Wind Star 3,0-3,8	01.95-		DA 95L	
Honda				
Accord V (CC7, CE, CD7, CD9) 2,0-2,3	03.93-02.98		DA 60L	
Accord V (CE, CF) 2,0 TDi	03.93-02.98		DA 77T DA 72	DS 70

Brand/ Model designation	Year of manu- facture	DURACELL Extreme	DURACELL Advanced	DURACELL Starter
Accord VI (CE, CF) 2,0 Turbo Di	01.97-12.03		DA 77T DA 72	DS 70
Accord VI (CE, CF) 3,0	01.97-12.03		DA 60L	
Accord VI (CG, CK, CH) 1,6-1,8	01.97-12.03		DA 62H	DS 62
Accord VI (CG, CK, CH) 2,0	01.97-12.03		DA 60	
Accord VII (CG, CH, CK) 1,6-1,8	10.98-12.02		DA 63H DA 62H	DS 62
Accord VII (CG, CH, CK) 2,0 Turbo Di, 2,2 i-CTDi	01.03-		DA 77H DA 74	DS 72
Accord VII (CG, CH, CK) 2,0-2,4	01.03-		DA 45	
Accord VIII, Tourer (CU) 2,0-3,0	02.08-		DA 60L	
Accord VIII, Tourer (CU) 2,2 i-CTDi, i-DTEC	02.08-		DA 77H DA 74	
Accord VIII, Tourer (CU) 2,2 i-CTDi, i-DTEC Start/Stop**	02.08-	DE 70 AGM DE 70 EFB		
Capa 1,5	01.98-09.02		DA 45L	
City Saloon (GM) 1,4-1,5	01.08-		DA 45	
Civic IV (EC, ED, EE) 1,3-1,6	01.87-12.93		DA 45	
Civic IX (FB, FG, FK) 1,4	01.12-		DA 45	
Civic IX (FB, FG, FK) 1,6-2,2 i-DTEC	01.12-		DA 60	
Civic IX (FB, FG, FK) 1,8	01.12-		DA 60	
Civic V (EG, EH, EJ) 1,5-1,6	01.93-12.96		DA 45	
Civic VI (EJ, EK) 1,4-1,8	01.95-12.01		DA 45L	
Civic VI (EU, EP) 1,7 CTDi	02.01-12.05		DA 63H DA 62H	DS 62
Civic VII (EU, EP, EV, ES, EM2) 1,4-2,0 Type-R	01.99-12.06		DA 45L	
Civic VII (EU, EP, EV, ES, EM2) 1,7 CTDi	01.99-12.06		DA 63H DA 62H	DS 62
Civic VIII (FD, FA) 1,3 Hybrid	01.05-		DA 40	
Civic VIII (FN, FK, FD, FA) 1,4-1,8	09.05-		DA 45	
Civic VIII (FN, FK, FD, FA) 2,2 CTDi	09.05-		DA 77H DA 74	
Civic VIII (FN, FK, FD, FA) Type R	09.05-		DA 60	
Civic VIII 1,4-1,8 Start/Stop**	11.11-	DE 60 EFB		
Civic VIII 2,2 CTDi, DTDi Start/Stop**	11.11-	DE 70 AGM DE 70 EFB		
Concerto (HW, HWW) 1,5-1,6	08.89-10.96		DA 50H DA 50	DS 45H
CR-V I (RD) 2,2 CTDi	10.95-02.02		DA 60	
CR-V I, II (RD) 2,0	10.95-09.06		DA 45	
CR-V II (RD) 2,2 CTDi	12.01-09.06		DA 77H DA 74	DS 72
CR-V II (RD) 2,2 CTDi Start/Stop**	12.01-09.06	DE 70 AGM DE 70 EFB		
CR-V III (RE) 2,0 i-VTEC	10.06-		DA 50H DA 50	
CR-V III (RE) 2,0 i-VTEC Start/Stop**	10.12-	DE 60 EFB		
CR-V III (RE) 2,2 i-CTDi	10.06-		DA 77H DA 74	
CR-V III (RE) 2,2 i-CTDi Start/Stop**	10.12-	DE 70 AGM DE 70 EFB		
CR-V IV (RE) 2,0; 2,2 i-DTEC	01.12-		DA 60L	
CRX III (EH, EG) 1,6	03.92-12.98		DA 45	
CR-Z (ZF1) 1,5 Hybrid	01.10-		DA 40B	
FR-V (BE) 1,7; 2,0	02.05-		DA 45	
FR-V (BE) 1,8	02.05-		DA 45L	
FR-V (BE) 2,2 i-CTDi	07.05-		DA 77H DA 74	
FR-V (BE) 2,2 i-CTDi Start/Stop**	07.05-	DE 70 AGM DE 70 EFB		
HR-V (GH) 1,6	03.99-		DA 45	
Insight (ZE) 1,0 Hybrid	04.00-12.06		DA 40L	
Insight (ZE) 1,3 Hybrid	04.09-		DA 40	
Integra (DC2, DC4, DC5) 1,8-2,0	11.97-		DA 45	

CARS AND SMALL TRANSPORTERS

Brand/ Model designation	Year of manu- facture	DURACELL Extreme	DURACELL Advanced	DURACELL Starter
Jazz/Fit II (GD) 1,2-1,4, 1,3 iDSi	03.02-		DA 40B	
Jazz/Fit II (GD) 1,2-1,5	03.02-		DA 40B	
Jazz/Fit III (GE) 1,2-1,5	07.08-		DA 40B	
Jazz/Fit III (GE) 1,3 Hybrid	04.11-	DE 60 EFB	DA 40B	
Legend II, III, IV (KA7, KA8, KA9, KB) 3,2-3,5**	01.91-		DA 70L	
Legend IV (KB) 3,7 VTEC V6	01.06-		DA 70	
Logo (GA3) 1,3	03.99-03.02		DA 45L	
NSX (NA) 3,0-3,2 Coupe, Cabrio	06.90-12.05		DA 60	
Prelude IV (BB) 2,0	02.92-09.96		DA 60	
Prelude IV (BB) 2,2-2,3	02.92-09.96		DA 70	
Prelude V (BB) 2,0	10.96-		DA 60	
Prelude V (BB) 2,2	10.96-		DA 70	
S 2000 (AP) 2,0	06.99-		DA 45L	
Shuttle (RA1) 2,2-2,3	10.94-05.01		DA 60	
Stream (RN) 1,7-2,0	05.01-		DA 45	
Vamos 0,7	09.99-		DA 45L	
Hyundai				
Accent (LC) 1,3-1,6	01.00-11.05		DA 50H DA 50	DS 45H
Accent (MC, RB) 1,4-1,6	11.05-		DA 50H DA 50	
Accent (X-3) 1,3-1,5	10.94-01.00			DS 45
Atos 1,0 GLS (MX)	02.98-		DA 40B	
Atos Prime 1,0-1,1 GLS (MX)	01.03-		DA 40	
Coupé (RD, GK) 1,6-2,7	06.96-04.02		DA 70	
Elantra (J-3, XD) 1,6-2,0	06.00-07.06		DA 63H DA 62H	DS 62
Elantra (J-3, XD) 2,0 CRDi	06.00-07.06		DA 70	
Galloper I, II (JK-01) 2,5-3,0 TTCi V6	08.91-12.03		DA 95L	
Galloper I, II (JK-01) 3,0 V6	08.91-12.03		DA 70L	
Getz (TB) 1,1-1,6	09.02-06.09		DA 50H DA 50	DS 45H
Getz (TB) 1,5 CRDi	09.02-06.09		DA 70	
Grace 2,5-2,6 D, TD	07.93-10.04		DA 95	
Grandeur (HG) 2,7-3,3	01.11-		DA 77H DA 74	
Grandeur (TG) 2,7-3,8 V6; 2,2 CRDi	04.05-		DA 95L	
H 100 (P)	07.93-12.04		DA 60L	
H 100 2,5 D, TD	07.93-12.04		DA 95L	
H 150, H 350			DA 95L	
H-1 Box 2,4	03.00-			DS 72L
H-1 Box 2,5 TD, CRDi	03.00-		DA 95	
H-1 Bus (KMF) 2,4	10.97-04.04			DS 72L
H-1 Bus (KMF) 2,5-2,6 D, TD, CRDi	10.97-04.04		DA 95	
H-1 Cargo 2,5 CRDi	02.08-			DS 72L
H-1 Flatbed/Chassis 2,5 CRDi	06.00-10.05			DS 72L
H-1 Travel 2,5 CRDi	02.08-		DA 95	
Highway Van 2,0	03.00-		DA 63T DA 60T	DS 60
i10 (PA) 1,0 (IND Assembly)***	04.08-		DA 40B	
i10 (PA) 1,0 (TR Assembly)	04.08-		DA 50H DA 50	
i10 (PA) 1,0 Start/Stop**	04.08-	DE 60 EFB		
i10 (PA) 1,1 CRDi	04.08-		DA 60	
i10 (PA) 1,1-1,2 (IND Assembly)***	04.08-		DA 40B	
i10 (PA) 1,1-1,2 (TR Assembly)	04.08-		DA 50H DA 50	
i20 (Pb, PBT) 1,1-1,4 CRDi Start/Stop**	09.08-	DE 60 EFB		
i20 (Pb, PBT) 1,2-1,6	09.08-		DA 50H DA 50	
i30, CW (FD, GD) 1,4-2,0	07.07-		DA 63H DA 62H	
i30, CW (FD, GD) 1,4-2,0 ISG blue Start/Stop**	07.09-	DE 60 EFB		

Brand/ Model designation	Year of manu- facture	DURACELL Extreme	DURACELL Advanced	DURACELL Starter
i30, CW (FD, GD) 1,6-2,0 CRDi	07.07-		DA 77H DA 74	
i30, CW (FD, GD) 1,6-2,0 CRDi ISG blue Start/Stop**	07.09-	DE 70 AGM DE 70 EFB		
i40 (VF) 1,6-2,0 blue Start/Stop**	09.11-	DE 60 EFB		
i40 (VF) 1,7 CRDi	09.11-		DA 70	
i40 (VF) 1,7 CRDi blue Start/Stop**	09.11-	DE 70 AGM DE 70 EFB		
Ioniq (AE) 1,6 + 32-45 kW GDI Hybrid	03.16-		DA 40B	
Ioniq (AE) Electric 88 kW	03.16-		DA 40B	
iX20 (JC) 1,4-1,6 CRDi blue Start/Stop**	10.10-	DE 70 AGM DE 70 EFB		
iX20 (JC) 1,4-1,6 CVVT	10.10-		DA 50H DA 50	
iX20 (JC) 1,4-1,6 CVVT blue Start/Stop**	10.10-	DE 60 EFB		
iX35 (LM, EL, ELH) 1,6-2,4 blue Start/Stop**	04.10-	DE 60 EFB		
iX35 (LM, EL, ELH) 1,7-2,0 CRDi (100 kW)	04.10-		DA 77H DA 74	
iX35 (LM, EL, ELH) 1,7-2,2 CRDi blue Start/Stop**	04.10-	DE 70 AGM DE 70 EFB		
iX35 (LM, EL, ELH) 2,0 CRDi (135 kW)	04.10-		DA 95L	
iX35 FCEV Electric 100 kW	03.16-		DA 40B	
iX55 3,8; 3,0 V6 CRDi	10.09-		DA 95	
Kona Electric 99-150 kW	08.18-		DA 40B	
L 100, -D	93-		DA 95	
Lantra I (J-1) 1,5-1,6	10.90-11.95			DS 45L
Lantra I (J-1) 1,8	10.90-11.95		DA 60L	
Lantra II (J-2) 1,5-1,6	11.95-09.00			DS 45
Lantra II (J-2) 1,8-2,0	11.95-09.00		DA 60	
Matrix (FC) 1,5 CRDi	09.01-08.10		DA 70	
Matrix (FC) 1,6-1,8	09.01-08.10		DA 63H DA 62H	DS 62
Nexo Electric 120 kW	08.18-		DA 40B	
Rodius CRDi	05.05-		DA 70	
Santa Fe (SM, CM, DM) 2,0-2,2 CRDi	03.01-		DA 95	
Santa Fe (SM, CM, DM) 2,0-2,4	03.01-		DA 60	
Santa Fe (SM, CM, DM) 2,7 V6	03.01-		DA 70	
Santamo 2,0 GLX 3x3	99-		DA 70L	
S-Coupé (SLC) 1,5	02.90-05.96		DA 45L	
Sonata II (Y-3) 3,0 V6 (107kW)	05.93-06.98		DA 70L	
Sonata III (EF) 2,0	03.98-10.01		DA 63H DA 62H	DS 62
Sonata III (EF) 2,4-2,5	03.98-10.01		DA 77H DA 74	DS 72
Sonata IV (EU4) 2,0-2,2 CRDi	10.01-		DA 70	
Sonata IV (EU4) 2,0-2,7	10.01-		DA 63H DA 62H	DS 62
Sonata V (NF) 2,0-2,2 CRDi	01.05-		DA 95	
Sonata V (NF) 2,0-3,3	01.05-		DA 70	
Sonata VI (VF) 2,0-2,4 (131 kW)	01.09-		DA 70	
Starex (H1) 2,5 TD, CRDi	06.97-		DA 95	
Starex 2200-2300 HSV, SVX	06.97-		DA 70L	
Terracan (HP) 2,5 TD; 2,9 CRDi; 3,5 V6	06.01-12.06		DA 95	
Tiburon 1,6-2,7 16 V	06.98-		DA 60L	
Trajet (F0) 2,0 CRDi; 2,7 V6	03.00-07.08		DA 70	
Tucson (JM) 2,0 CRDi 120 PS; 2,7 V6	07.03-03.10		DA 70	
Tucson (JM) 2,0 CRDi 140 PS	07.03-03.10		DA 95	
Veloster (FS) 1,6 GDI	08.11-		DA 63H DA 62H	
Veloster (FS) 1,6 GDI blue Start/Stop**	08.11-	DE 60 EFB		

* mit Bodenleistenadapter Art.Nr. 305002030101/with base hold-down adapter Art.No. 305002030101 ** bitte Originalbatterie prüfen, da unterschiedliche Batteriegröße/-technologie verbaut sein kann. In erster Linie abhängig von der elektrischen Zusatzausstattung. (VRLA = AGM, AFB/ECM = EFB) / Please check the original battery, as differing battery sizes and technologies may be installed. The battery choice depends primarily upon the electrical extras. (VRLA = AGM, AFB/ECM = EFB) *** mit Polhülsen Dünn-DIN Art.Nr. 1020001300+1020001400/with terminal covers thin-DIN Art.No. 1020001300+1020001400 **** noch nicht verfügbar im Duracell Sortiment/not yet available in the Duracell assortment



Brand/ Model designation	Year of manu- facture	DURACELL Extreme	DURACELL Advanced	DURACELL Starter
XG 25, 350	12.98-		DA 70	
XG 30/300	12.98-		DA 70	
Infiniti				
EX 30 d	01.09-		DA 80	
EX 37	01.09-		DA 60	
FX 30 3,0 d	01.08-		DA 80	
FX 30 37 AWD	01.08-		DA 60	
FX 30 50 AWD	01.08-		DA 70	
FX 35 3,5	01.02-		DA 60	
G 25	01.08-		DA 70	
G 37 (V36/CV36)	11.06-		DA 60	
M (Y51) 30 d	03.10-		DA 80	
M (Y51) 35 h	03.10-		DA 70	
M (Y51) 37	03.10-		DA 60	
M 35-56 (Y51) 3,5-5,6	03.10-		DA 70	
Q50 2,2 d	01.13-		DA 70	
Q50 3,5-3,7	01.13-		DA 60	
QX70 37 AWD	01.13-		DA 60	
Innocenti				
Elba (146) 1,4-1,6	08.91-12.96		DA 50H DA 50	DS 45H
Elba (146) 1,7 D	08.91-12.96		DA 63H DA 62H	DS 62
Mini 0,55-1,0	05.74-01.95		DA 50T DA 44	
Isuzu				
Campo (KB) 2,0	01.83-12.91		DA 70L	
Campo (KB) 2,2-2,5 D	01.83-12.91		DA 95	
D-Max (8DH) 2,4-3,5 V6 4x4	05.02-		DA 95L	
D-Max (8DH) 2,5 D	05.02-		DA 95	
D-Max (8DH) 2,5 D 4x4, 3,0 DiTD 4x4	05.02-		DA 95	
D-Max (8DH) 2,5 DiTD 4x4, 3,0 D 4x4	05.02-		DA 70	
D-Max 2,5 Ddi	01.12-		DA 70L	
Gemini (JT) 1,5 D, TD	02.88-12.90		DA 70	
Gemini (JT) 1,5-1,8	02.88-12.90		DA 60	
Midi Bus, Van, Kasten (93/98000N)	01.88-		DA 60L	
Midi Bus, Van, Kasten D, TD (93/98000 N)			DA 95	
Piazza 2,0 Turbo	06.81-12.90		DA 70L	
Rodeo 2,0-2,6	90-		DA 70	
Rodeo 2,3-2,8 TD	90-		DA 95L	
TLD			DA 70L	
Trooper (UB) 3,0 DTI	08.91-		DA 95L	
Trooper (UB) 3,1-3,5 V6	08.91-		DA 95L	
VAN			DA 60L	
VAN D			DA 95L	
Iveco				
Massif 3,0 HPI, HPT	10.08-		DA 100 DA 95H	
Jaguar				
F-Pace SVR 2,0-3,0 D Start/Stop	03.16-	DE 92 AGM		
F-Pace SVR 2,0-5,0 Start/Stop**	03.16-	DE 92 AGM		
F-Type Convertible 3,0-5,0 Start/Stop	01.12-	DE 92 AGM		
S-Type (CCX) 2,5-4,2; 2,7 D, R	01.99-12.08		DA 100 DA 95H DA 77T DA 72 DA 77H DA 74	DS 95
XF (J05, CC9) 2,0	09.07-		DA 77T DA 72 DA 77H DA 74	
XF (J05, CC9) 2,2 D	09.07-		DA 77H DA 74	
XF (J05, CC9) 2,2 D Start/Stop	09.07-	DE 80 AGM		
XF (J05, CC9) 2,2 D Start/Stop	09.07-	DE 80 AGM		
XF (J05, CC9) 2,7-3,0 D	09.07-		DA 100 DA 95H	
XF (J05, CC9) 3,0-5,0	09.07-		DA 100 DA 95H	

Brand/ Model designation	Year of manu- facture	DURACELL Extreme	DURACELL Advanced	DURACELL Starter
XF (J05, CC9) 3,0-5,0 Start/Stop	09.07-	DE 92 AGM		
XF Sportbrake (CC9) 2,2 D Start/Stop	01.12-	DE 80 AGM		
XF Sportbrake (CC9) 3,0 D	01.12-		DA 80	
XJ (NAW, NBW) 8 3,2-4,0; R 4,0	07.97-05.03		DA 77H DA 74	DS 72
XJ (X300) 3,2-6,0	11.94-07.97		DA 77H DA 74	DS 72
XJ (X35, J12, J24) 2,0	01.09-		DA 77H DA 74	
XJ (X35, J12, J24) 3,0	01.09-		DA 100 DA 95H	
XJ (X35, J12, J24) 3,0-5,0 V8 Start/Stop	01.09-	DE 92 AGM		
XJ (X350, X358) 3,0-4,2; 2,7 D	05.03-		DA 77H DA 74	
XJ (XJ 40, 81) 6 2,9-3,6	10.86-11.94		DA 63H DA 62H	DS 62
XJ (XJ 40, 81) 6 4,0-V12 6,0	10.86-11.94		DA 77H DA 74	DS 72
XJS Cabrio, Coupe 3,2-6,0	09.75-03.96		DA 77H DA 74	DS 72
XJSC Convertible 3,2-6,0	07.85-03.96		DA 77H DA 74	DS 72
XK 8 Convertible (QDV) 4,0-4,2	03.96-		DA 100 DA 95H	DS 95
XK 8 Coupe (QEV) 4,0-4,2	03.96-		DA 100 DA 95H	DS 95
XK Cabrio, Coupe (J43) 3,5-5,0	03.06-		DA 100 DA 95H	
XK Cabrio, Coupe (J43) 3,5-5,0 Start/Stop	03.06-	DE 92 AGM		
X-Type (CF1) 2,0-3,0 V6; 2,0-2,2 D	06.01-		DA 77H DA 74	
X-Type Estate 2,0-2,2 D	02.04-		DA 80	
X-Type Estate 2,5-3,0 V6	02.04-		DA 77H DA 74	
Jeep				
Cherokee (KJ) 2,5-2,8 CRD	01.02-			DS 72L
Cherokee (KJ) 3,7	01.02-		DA 60L	
Cherokee (KK) 2,8 CRD	01.08-		DA 95L	
Cherokee (XJ) 2,1-2,5 TD, CRD	01.88-12.01			DS 72L
Commander (XK) 3,0 V6 CRD	03.06 -		DA 100 DA 95H	
Commander (XK) 3,8-5,7 V8 HEMI	03.06 -		DA 80	
Commander (XK) 3,8-5,7 V8 HEMI; 3,0 V6 CRD Start/Stop**	03.06 -	DE 70 AGM DE 80 AGM		
Compass (MK49) 2,0-2,2CRD	12.06-		DA 70L	
Grand Cherokee I (ZG) 2,5 TD+CRD	01.96-12.98			DS 72L
Grand Cherokee II (WJ/WG) 2,7 CRD	01.99-12.04		DA 100 DA 95H	DS 95
Grand Cherokee II (WJ/WG) 3,7-4,7	01.99-12.04			DS 72L
Grand Cherokee III (WH) 3,0 CRD	01.05-12.10		DA 100 DA 95H	
Grand Cherokee III (WH) 3,7-6,1	01.05-12.10		DA 80	
Grand Cherokee IV (WK, WK2) 3,0 CRD	01.10-		DA 100 DA 95H	
Grand Cherokee IV (WK, WK2) 3,0 CRD Start/Stop	01.10-	DE 92 AGM		
Grand Cherokee IV (WK, WK2) 3,6-6,4	01.10-		DA 80	
Grand Cherokee IV (WK, WK2) 3,6-6,4 Start/Stop	01.10-	DE 70 AGM		
Patriot (MK74) 2,0 CRD	03.07-			DS 72L
Patriot (MK74) 2,4	03.07-		DA 60L	
Renegade 1,4-1,6	01.14-	DE 60 EFB		

CARS AND SMALL TRANSPORTERS

Brand/ Model designation	Year of manu- facture	DURACELL Extreme	DURACELL Advanced	DURACELL Starter
Renegade 1,6-2,0 D	01.14-	DE 70 AGM DE 70 EFB		
Wrangler II (TJ) 2,4-4,0	08.96-12.07			DS 72L
Wrangler III (JK) 2,8 CRD	02.06-			DS 72L
Wrangler III (JK) 2,8 CRD Start/Stop	02.06-	DE 92 AGM		
Wrangler III (JK) 3,8	02.06-		DA 60L	
KIA				
Besta D	01.07-		DA 95	
Carens I (FC) 1,8-2,0	11.00-10.02		DA 63H DA 62H	DS 62
Carens I (FC) 2,0 CRDi FL	07.02-12.05		DA 70	
Carens II (FJ) 1,6 CRDi	06.10-		DA 70	
Carens II (FJ) 2,0	06.06-		DA 70	
Carens II (FJ) 2,0-2,9 CRDi	06.06-		DA 95	
Carens III (UN) 2,0	09.06-		DA 63H DA 62H	
Carens III (UN) 2,0 CRDi	09.06-		DA 70	
Carens IV 1,6-2,0, 2,0 GDI	01.13-		DA 63H DA 62H	
Carens IV 1,7 CRDi	01.13-		DA 70	
Carnival I, II (UP, GQ) 2,4-3,5 V6	03.98-		DA 60	
Carnival I, II (UP, GQ) 2,9 TD; CRDi	03.98-		DA 95	
Carnival III (VQ) 2,4-3,5 V6	06.06-		DA 77H DA 74	
Carnival III (VQ) 3,8; 2,2-2,9 CRDi	06.06-		DA 95	
cee'd, pro cee'd (ED) 1,6-2,0 CRDi	01.07-		DA 70	
cee'd, pro cee'd (ED) 1,6-2,0 CRDi ISG Start/Stop	05.09-	DE 70 AGM		
Cerato (LD, TD) 1,5-2,0 CRDi	04.04-		DA 70	
Cerato (LD, TD) 1,6-2,0	04.04-		DA 63H DA 62H	DS 62
Clarus (K9A, GC) 1,8-2,0 16V	07.96-		DA 63H DA 62H	DS 62
Joice 2,0	02.00-		DA 70L	
K2500, -FL, K2700	03.04-		DA 77H DA 74	DS 72
K2500, -FL, K2700 TCI, LSD	03.04-		DA 95	
Magentis (GD) 2,0; -FL	05.01-		DA 63H DA 62H	DS 62
Magentis (GD, MG) 2,0 CRDi	05.01-02.06		DA 95	
Magentis (GD, MG) 2,5-2,7 V6, FL	05.01-		DA 70	
Magentis 2,0 CRDi	03.06-		DA 70	
Opirus I (GH) 3,5 V6	09.03-09.05		DA 70	
Opirus II (GH) 2,7-3,8	09.05-		DA 95	
Optima 1,7 CRDi ISG Start/Stop	03.11-	DE 70 AGM		
Optima 2,0-2,4 ISG	03.11-		DA 60	
Picanto (BA, TA) 1,0-1,1	03.03-		DA 40B	
Picanto (TA) 1,1 CRDi	03.11-		DA 70	
Picanto (TA) 1,1 CRDi ISG Start/Stop	03.11-	DE 70 AGM		
Pride (DA), -Wagon 1,1-1,6	01.90-12.00		DA 60	
Pride (DA), -Wagon 1,5 CRDi	01.90-12.00		DA 70	
Retona (CE) 2,0	06.99-		DA 60	
Retona (CE) 2,0 TD	06.99-		DA 95	
Rio I (DC) 1,3-1,5	08.00-05.05		DA 60	
Rio II, III (DC, JB) 1,5 CRDi	06.05-		DA 70	
Rio III 1,1-1,5 (UB) CRDi ISG Start/Stop	03.11-	DE 70 AGM		
Roadster	06.04-		DA 63H DA 62H	DS 62
Sedona	98-		DA 60	
Sedona D	98-		DA 95	
Shuma I, II (FB) 1,5-1,8	10.97-12.01		DA 63H DA 62H	DS 62

Brand/ Model designation	Year of manu- facture	DURACELL Extreme	DURACELL Advanced	DURACELL Starter
Shuma I, II (FB) TD	10.97-12.01		DA 63H DA 62H	DS 62
Sorento (JC) 2,2-2,5 CRDi	06.02-		DA 95L	
Sorento (JC) 2,4-3,5 V6	01.03-		DA 70L	
Sorento (UM) 2,0-2,2 CRDi	09.14-		DA 95L	
Sorento (UM) 2,4-3,3	09.14-		DA 70L	
Sorento (XM) 2,0 CRDi	09.09-		DA 95	
Sorento (XM) 2,2 CRDi	09.09-		DA 95L	
Sorento (XM) 2,4 CVVT (128 kW)	09.09-		DA 70L	
Sorento (XM) 2,4 CVVT (141 kW), 2,4 GDI	09.09-		DA 70	
Soul (AM) 1,6 CRDi	02.09-		DA 70	
Soul (AM) 1,6 CRDi ISG Start/Stop	02.09-	DE 70 AGM		
Sportage I (K00) 2,0 TD 4WD	04.94-04.04		DA 70	
Sportage I (K00) 2,2 D 4x4	04.94-04.04		DA 63H DA 62H	DS 62
Sportage II (JE) 2,0 TD, CRDi	09.04-		DA 95	
Sportage II (JE) 2,7 V6	09.04-		DA 70	
Sportage III (SL) 1,7-2,0 ISG CRDi Start/Stop	08.10-	DE 70 AGM		
Venga (YN) 1,4-1,6	09.09-		DA 63H DA 62H	
Venga (YN) 1,4-1,6 CRDi	09.09-		DA 77H DA 74	
Venga (YN) 1,4-1,6 CRDi ISG Start/Stop	09.09-	DE 70 AGM		
X-Bow 2,0 Turbo FSI	09.07-		DA 63H DA 62H	
Lamborghini				
Diablo VT, SE, SV, GT, 5,9	01.90-		DA 77H DA 74	DS 72
Gallardo 5,0	01.03-		DA 100 DA 95H	
Gallardo 5,0 Start/Stop	01.03-	DE 92 AGM		
Murciélago 6,2; LP 640	11.01-		DA 77H DA 74	
Urus 4,0 V8 Start/Stop	03.18-	DE 92 AGM		
Lancia				
Dedra (SW835) 1,6-2,0	01.89-07.99		DA 50H DA 50	DS 45H
Dedra (SW835) 1,9 TDS	01.89-07.99		DA 77H DA 74	DS 72
Delta I, II, III (831AB0, 836, 844) 1,9-2,0 D, TD	09.79-		DA 77H DA 74	DS 72
Delta I, II, III (831AB0, 836, 844) 1,1-2,0	09.79-		DA 63H DA 62H	DS 62
Delta III (844) 1,4 Start/Stop**	09.08-	DE 60 EFB		
Kappa (838) 2,4 D, TD, JTD	07.96-10.01		DA 77H DA 74	DS 72
Kappa (838A, -B) 2,0-3,0	07.96-10.01		DA 63H DA 62H	DS 62
Lybra (839AX, BX) 1,6-2,0	07.99-10.05		DA 63H DA 62H	DS 62
Lybra (839AX, BX) 1,9-2,4 JTD	07.99-10.05		DA 63H DA 62H	DS 62
Musa (350) 1,3-1,9 JTD	10.04-		DA 63H DA 62H	
Musa (350) 1,4	10.04-		DA 50H DA 50	
Musa (350) 1,4; 1,3 JTD Start/Stop**	10.04-	DE 60 EFB		
Musa (350) 1,9 JTD Start/ Stop**	10.04-	DE 70 EFB DE 70 AGM		
Phedra (179) 2,0-2,2 TD, JTD	09.02-11.10		DA 77H DA 74	
Phedra (179) 2,0-3,0	09.02-11.10		DA 63H DA 62H	
Thema (LX) 3,0 JTD V6 Multijet Start/Stop	11.11-	DE 92 AGM		

* mit Bodenleistenadapter Art.Nr. 305002030101/with base hold-down adapter Art.No. 305002030101 ** bitte Originalbatterie prüfen, da unterschiedliche Batteriegröße/-technologie verbaut sein kann. In erster Linie abhängig von der elektrischen Zusatzausstattung. (VRLA = AGM, AFB/ECM = EFB) / Please check the original battery, as differing battery sizes and technologies may be installed. The battery choice depends primarily upon the electrical extras. (VRLA = AGM, AFB/ECM = EFB) *** mit Polhülsen Dünn-DIN Art.Nr. 1020001300+1020001400/with terminal covers thin-DIN Art.No. 1020001300+1020001400 **** noch nicht verfügbar im Duracell Sortiment/not yet available in the Duracell assortment



Brand/ Model designation	Year of manu- facture	DURACELL Extreme	DURACELL Advanced	DURACELL Starter
Thema (LX) 3,6 V6 Pentastar Start/Stop	11.11-	DE 92 AGM		
Thema (LX) 3,6 V6, 3,0 JTD Pentastar	11.11-		DA 100 DA 95H	
Thesis (841AX) 2,0-3,2	07.02-07.09		DA 100 DA 95H	
Thesis (841AX) 2,4 TD, JTD, Multijet	07.02-07.09		DA 100 DA 95H	
Voyager V (RT) 2,8 CRD	09.11-			DS 72L
Y (840A) 1,1-1,4	11.95-09.03		DA 50H DA 50	DS 45H
Y10 (156) 1,0-1,3	03.85-12.95		DA 50H DA 50	DS 45H
Ypsilon (843) 1,2-1,4	10.03-12.11		DA 50H DA 50	
Ypsilon (843) 1,3 JTD, Multijet	10.03-12.11		DA 63H DA 62H	
Ypsilon (846) 1,2-1,4 Start/Stop**	10.10-	DE 60 EFB		
Ypsilon (846) 1,3 JTD, Multijet Start/Stop**	10.10-	DE 60 EFB		
Zeta (838 A, -B, 220) 2,0-2,1 TD, JTD	07.96-09.02		DA 77H DA 74	DS 72
Zeta (838, 220) 2,0	07.96-09.02		DA 63H DA 62H	DS 62
Land Rover				
Defender (LD) 2,5 TD5 4WD	09.90-		DA 70L	
Defender (LD) 90, 110 TDI	09.90-		DA 70L	
Defender(LD) V8	09.90-		DA 95L	
Discovery II (LJ, LT) 2,0; 3,9-4,0 V8; 2,5 TD	06.94-09.04		DA 70L	
Discovery III (TAA) 2,7 TD, 4,4	10.04-09.10		DA 100 DA 95H	DS 95
Discovery IV 2,7-3,0 TD, 4,4, 5,0	10.10-		DA 100 DA 95H	
Discovery IV 2,7-3,0 TD, 4,4, 5,0 Start/Stop	10.10-	DE 92 AGM		
Freelander II (FA) 2,0-2,2 TD4 Start/Stop**	02.08-	DE 70 AGM DE 80 AGM		
Freelander I (LN) 1,8-2,5	02.98-		DA 63H DA 62H	DS 62
Freelander I (LN) 2,0 Di; TD4	02.98-		DA 77H DA 74	DS 72
Freelander II (FA) 2,2-3,2; 2,2 TD4 4x4	02.06-		DA 77H DA 74	
Freelander II (FA) 2,2-3,2; 2,2 TD4 4x4 Start/Stop	02.06-	DE 70 AGM		
Range Rover Evoque (LV) 2,0 4x4	06.11-		DA 77T DA 72	
Range Rover Evoque (LV) 2,0; 2,2 D4, TD4, SD4 Start/Stop	06.11-	DE 80 AGM		
Range Rover Evoque (LV) 2,2 D4	06.11-		DA 80	
Range Rover I 2,4 D, TD; 3,5-4,3	07.70-07.94		DA 70L	
Range Rover II (LP) 3,9-4,6	07.94-03.02		DA 70L	
Range Rover III (LM) 3,0 TD, 4-2,4,4	03.02-		DA 100 DA 95H	
Range Rover III (LM) 3,6 TD; 5,0 V8	03.02-		DA 110	
Range Rover III (LM) 3,6 TD; 5,0 V8 Start/Stop**	03.02-	DE 92 AGM DE 105 AGM		
Range Rover IV (LG) 3,0-4,4 TD, 5,0 V8 Start/Stop	01.12-	DE 92 AGM		
Range Rover Sport (LS) 2,7 TDVM, 4,2-5,0; 3,6 TD	02.05-		DA 110	
Range Rover Sport (LS) 2,7 TDVM, 4,2-5,0; 3,6 TD Start/Stop**	02.05-	DE 92 AGM DE 105 AGM		
Range Rover Sport (LW) 3,0-5,0, 3,0 TD Start/Stop	01.13-	DE 92 AGM		
Landwind				
2,0-2,4; 2,8 D	09.05-		DA 95L	

Brand/ Model designation	Year of manu- facture	DURACELL Extreme	DURACELL Advanced	DURACELL Starter
LDV				
Convoy 2,5 DI, TDI	10.96-		DA 70L	
Maxus 2,5 DI, TDI	01.05-		DA 70L	
Pilot 1,9 D	01.05-		DA 70L	
Lexus				
CT (ZWA1) 200h	01.10-		DA 40B	
ES (AVV6, GSV6, ASV6) 250, 350	01.12-		DA 77H DA 74	
ES (AVV6, GSV6, ASV6) 250, 350 Start/Stop	01.12-	DE 70 AGM		
ES (GSV4, ACV4) 3,5	01.06-12.12		DA 77H DA 74	
ES (MCV, VZV) 250, 300	10.96-06.08		DA 70	
GS (GRL, GWL) 250, 350, AWD, 450h	01.12-		DA 70	
GS (GRL, GWL) 300h	01.12-		DA 70L	
GS (GRS, UZS, GWS) 300, 430	04.05-11.11		DA 70L	
GS (GRS, UZS, GWS) 450 h	04.05-11.11		DA 70	
GS (GRS, UZS, GWS) 460	04.05-11.11		DA 95L	
GS (JZS147, JZS160, UZS161) 300-450, 4,3 VVTi	03.93-03.05		DA 70L	
IS C (GSE2) 250	01.09-		DA 70L	
IS C (GSE2) 300	01.09-		DA 70	
IS I (JCE1, GXE1) 200	04.99-07.05		DA 60L	
IS I (JCE1, GXE1) 300	04.99-07.05		DA 60	
IS II (GSE2, ALE2, USE2) 200 D	10.05-		DA 95	
IS II (GSE2, ALE2, USE2) 220 D	10.05-		DA 95L	
IS II (GSE2, ALE2, USE2) 250	10.05-		DA 70L	
IS II (GSE2, ALE2, USE2) 350, IS F	10.05-		DA 60L	
IS III (GSE3, AVE3) 250	01.13-		DA 77H DA 74	
IS III (GSE3, AVE3) 250 Start/Stop	01.13-	DE 70 AGM		
IS SportCross 200	10.01-10.05		DA 70L	
IS SportCross 300	10.01-10.05		DA 95	
LFA (LFA10) 4,8	01.10-		DA 95	
LS (UCF30) 430	10.00-08.06		DA 70	
LS (UVF4, USF4) 460, 600h	09.06-		DA 95L	
LX (URJ201) 570	01.07-		DA 77H DA 74	
LX (UZJ100) 470	01.98-12.08		DA 70L	
RC (C1) 200t, 300h	08.14-		DA 70	
RC (C1) F (USC10)	08.14-		DA 70L	
RX (GYL, GGL, AGL) 270, 350, AWD, 450h, AWD	04.08-		DA 70	
RX (MCU15) 300	08.97-05.03		DA 70	
RX (MHU, GSU, MCU) 300, 350 AWD, 400h	03.03-12.08		DA 70	
RX (MHU, GSU, MCU) 350	03.03-12.08		DA 70L	
RX (MHU, GSU, MCU) 400h AWD	03.03-12.08		DA 45	
SC (UZZ40) 430 (210 kW)	05.01-07.10		DA 70	
SC (UZZ40) 430 (215 kW)	05.01-07.10		DA 77H DA 74	
Ligier				
J512			DA 50T DA 44	DS 44
Lotus				
Elan 1,6	09.89-11.95		DA 63H DA 62H	DS 62
Elise 111-330 R	08.95-		DA 50H DA 50	DS 45H
Esprit S4 (082) 2,0-3,5 V8	10.75-		DA 63H DA 62H	DS 62
Evora 3,5	01.09-		DA 70	
Exige (SCC)1,8	09.01-		DA 50H DA 50	DS 45H
Exige 3,5 S	01.12-		DA 70	
LTI				
TX 2,4-2,5 D, TDi Start/Stop	01.97-	DE 70 AGM		

CARS AND SMALL TRANSPORTERS

Brand/ Model designation	Year of manu- facture	DURACELL Extreme	DURACELL Advanced	DURACELL Starter
Mahindra				
CJ 330, CJ 530	90-		DA 100 DA 95H	DS 95
Maruti				
800	01.87-12.06		DA 45L	
Maserati				
3200 GT 3,2	01.98-12.02		DA 77H DA 74	
Ghibli II 2,0-2,8	04.92-			DS 88
GranCabrio 4,7	01.10-		DA 77H DA 74	
Gransport Coupe 4,3	01.03-		DA 77H DA 74	
GranTurismo 4,2-4,7	01.08-		DA 77H DA 74	
Karif 2,8	04.88-		DA 77H DA 74	DS 72
Quattroporte I, II 2,0-4,9	08.76-		DA 70L	
Quattroporte III 4,2-4,7	03.04-		DA 100 DA 95H	
Quattroporte IV 3,8	01.12-		DA 77H DA 74	
Shamal 3,2	09.89-11.95		DA 77H DA 74	DS 72
Spyder Coupe, GT Cabriolet 4,2	10.01-		DA 77H DA 74	
Maybach				
57 (240) 5,5-6,0	09.02-12.06		DA 100 DA 95H	
57 (240) 5,5-6,0 Start/Stop	09.02-12.06	DE 92 AGM		
Mazda				
121 II (DB) 1,1-1,3	11.90-03.96		DA 45	
121 III (JASM, JB5M) 1,25-1,3	03.96-		DA 50T DA 44	DS 44
121 III (JASM, JB5M) 1,8 D	03.96-		DA 63T DA 60T	DS 60
2 (B2W, DY) 1,3-1,5	04.03-03.07		DA 50T DA 44	DS 44
2 (B2W, DY) 1,4 CD 68-90	04.03-03.07		DA 63T DA 60T	DS 60
2 (DE) 1,3-1,5	04.07-		DA 60	
2 (DE) 1,4-1,6 CD 68-90	04.07-		DA 70	
3 (BK12, 14, BL) 1,4-1,6	10.03-		DA 60	
3 (BK12, 14, BL) 1,6 CD 90-110	10.03-		DA 70	
3 (BK12, 14, BL) 2,0 CD 143-185	10.03-		DA 95	
3 (BK12, 14, BL) 2,0-2,3; MPS	10.03-		DA 60	
323 III (BF)	08.85-11.91		DA 60	
323 IV C, F, S 1,3-2,0 (BG)	06.89-		DA 60	
323 IV C, F, S 1,7 D (BG)	06.89-		DA 95	
323 V (BA) C	08.93-09.98		DA 60	
323 V F/S 1,3-1,8 (BA)	07.93-09.98		DA 60	
323 V F/S 2,0 (BA)	07.93-09.98		DA 60	
323 V F/S 2,0 D (BA)	07.93-09.98		DA 95	
323 V P	10.96-09.98		DA 60	
323 V P 2,0 D	10.96-09.98		DA 95	
323 VI F/P/S 1,3-2,0 (BJ)	09.98-		DA 60	
323 VI F/P/S 2,0 TD, DTD (BJ)	09.98-		DA 95	
5 (CR19, CW) 1,6 CD, 2,3	07.05-		DA 70	
5 (CR19, CW) 1,8-2,0	07.05-		DA 60	
5 (CR19, CW) 2,0-2,2 CD 110-143	07.05-		DA 95	
6 (GG, GY, GH) 1,6-2,3; MPS	06.02-		DA 60	
6 (GG, GY, GH) 2,0-2,2 CD 125-185	09.02-		DA 95	
6 (GG, GY, GH) 2,5; MPS	06.02-		DA 70	
626 IV 1,8-2,0 (GE)	08.91-03.97		DA 60	
626 IV 2,0 D Compr. (GE)	08.91-03.97		DA 95	
626 IV 2,0 DTD (GF/GW)	05.97-		DA 95	
626 V 1,8-2,0 (GF/GW)	05.97-		DA 60	
B-Serie 2,0-2,2 (UF)	01.85-06.99		DA 60L	
B-Serie 2,2-2,6; 2,5 D, TD (UN)	02.99-07.06		DA 95L	

Brand/ Model designation	Year of manu- facture	DURACELL Extreme	DURACELL Advanced	DURACELL Starter
B-Serie 2,6; 2,2-2,5 D (UF)	01.85-06.99		DA 95L	
BT-50 (CD) 2,5 CD; 3,0 CDVi	12.06-		DA 95L	
CX-5 (KE, GH) 2,0	03.12-		DA 60	
CX-5 (KE, GH) 2,2 CD 150-175	03.12-		DA 95	
CX-7 (ER) 2,2 CD 173	08.08-		DA 95	
CX-7 (ER) 2,3	08.07-		DA 60	
CX-9 (TB) 3,7 V6	03.07-		DA 70	
Demio (A6, A7, DW) 1,2-1,6	08.98-12.02		DA 45	
E-Serie E2000	01.99-12.06		DA 60	
MPV I, II (LV, LW) 2,0 Di; 2,5 TD	03.95-02.06		DA 95	
MPV I, II (LV, LW) 2,0-3,6 i, V6	03.95-02.06		DA 60	
MX-3 (EC)	07.91-		DA 60	
MX-5 II (NB) 1,6	03.98-02.05		DA 45	
MX-5 II (NB) 1,8	03.98-02.05		DA 50T* DA 44*	DS 44*
MX-5 III, IV (NC, ND) 1,8-2,0	03.05-		DA 45	
MX-6 (GE6)	07.91-02.97		DA 60	
Premacy (CP) 1,8-2,3	07.99-03.05		DA 60	
Premacy (CP) 2,0 TD	07.99-03.05		DA 95	
RX-7 III (FD)	07.92-08.02		DA 70	
RX-8 (SE17) 2,6	10.03-06.12		DA 70	
Tribute (EP) 2,0-2,3	03.00-05.08		DA 63T DA 60T	DS 60
Tribute (EP) 3,0	03.00-05.08		DA 77T DA 72	DS 70
Xedos 9 (TA) 2,0-2,5	07.93-09.02		DA 60	
Mercedes-Benz				
A-Class (W168, 169) 140-200	07.97-06.12		DA 63H DA 62H	DS 62
A-Class (W168, 169) 160- 200 CDI	07.97-06.12		DA 77H DA 74	DS 72
A-Class (W169) 140-200 Start/Stop**	09.10-06.12	DE 70 AGM		
A-Class (W169) 160-200 CDI Start/Stop	09.10-06.12	DE 70 AGM		
A-Class (W176) 180-250, 180-220 CDI, E-CELL Start/Stop	06.12-	DE 70 AGM		
A-Class (W176) A 45 AMG 4-maticL Start/Stop	06.12-	DE 80 AGM		
B-Class (W245) 150-200	06.05-11.11		DA 63H DA 62H	
B-Class (W245) 150-200 Start/Stop	06.10-11.11	DE 70 AGM		
B-Class (W245) 180-200 CDI	06.05-11.11		DA 77H DA 74	
B-Class (W245) 180-200 CDI Start/Stop	06.10-11.11	DE 70 AGM		
B-Class (W246) 180-200 CDI Start/Stop	11.11-	DE 80 AGM		
B-Class (W246) 180-200 Start/Stop**	11.11-	DE 70 AGM		
C-Class (W202) 180-240	03.93-05.00		DA 77H DA 74	DS 72
C-Class (W202) 200-250 D, CDI, Turbo-D, 36-43 AMG	03.93-05.00		DA 100 DA 95H	DS 95
C-Class (W202) 280	03.93-05.00		DA 77H DA 74	DS 72
C-Class (W203) 180-240	05.00-02.07		DA 77H DA 74	
C-Class (W203) 200-320 CDI, C 32-55 AMG	05.00-02.07		DA 100 DA 95H	
C-Class (W203) 280-350	05.00-02.07		DA 77H DA 74	
C-Class (W204) 180	01.07-		DA 77H DA 74	
C-Class (W204) 180 Start/Stop	01.07-	DE 70 AGM		
C-Class (W204) 200-350	01.07-		DA 100 DA 95H	

* mit Bodenleistenadapter Art.Nr. 305002030101/with base hold-down adapter Art.Nr. 305002030101 ** bitte Originalbatterie prüfen, da unterschiedliche Batteriegröße/-technologie verbaut sein kann. In erster Linie abhängig von der elektrischen Zusatzausstattung. (VRLA = AGM, AFB/ECM = EFB) / Please check the original battery, as differing battery sizes and technologies may be installed. The battery choice depends primarily upon the electrical extras. (VRLA = AGM, AFB/ECM = EFB) *** mit Polhülsen Dünn-DIN Art.Nr. 1020001300+1020001400/with terminal covers thin-DIN Art.Nr. 1020001300+1020001400
**** noch nicht verfügbar im Duracell Sortiment/not yet available in the Duracell assortment



Brand/ Model designation	Year of manu- facture	DURACELL Extreme	DURACELL Advanced	DURACELL Starter
C-Class (W204) 200-350 CDI	01.07-		DA 100 DA 95H	
C-Class (W204) 200-350 CDI Start/Stop**	01.07-	DE 80 AGM DE 92 AGM		
C-Class (W204) 200-350 Start/Stop**	01.07-	DE 80 AGM DE 92 AGM		
C-Class (W205) 200-220	01.13-		DA 77H DA 74	
C-Class (W205) 200-220 Start/Stop	01.13-	DE 70 AGM		
C-Class Coupe (C204) 180-350, 220-250 CDI, C 63 AMG Start/Stop	06.11-	DE 80 AGM		
C-Class Coupe (C204) 200 CGI Start/Stop	06.11-	DE 70 AGM		
C-Class Coupe (CL203) 160-200 Start/Stop	05.08-	DE 70 AGM		
C-Class Coupe (CL203) 160-230	03.01-08.07		DA 77H DA 74	
C-Class Coupe (CL203) 200-220 CDI, C 32 AMG, 30 CDI AMG	03.01-08.07		DA 100 DA 95H	
C-Class Coupe (CL203) 230-350, 200-220 CDI Start/Stop	05.08-	DE 92 AGM		
C-Class Coupe (CL203) 320	03.01-08.07		DA 77H DA 74	
C-Class Kombi (S202) 180-240	06.96-03.01		DA 77H DA 74	DS 72
C-Class Kombi (S202) 200-250 D, CDI, Turbo-D, 43 AMG	06.96-03.01		DA 100 DA 95H	DS 95
C-Class Kombi (S202) 280	06.96-03.01		DA 77H DA 74	DS 72
C-Class T-Model (S203) 180-240	03.01-08.07		DA 77H DA 74	
C-Class T-Model (S203) 200-320 CDI, C 32-55 AMG, 30 CDI AMG	03.01-08.07		DA 100 DA 95H	
C-Class T-Model (S203) 280-350	03.01-08.07		DA 77H DA 74	
C-Class T-Model (S204) 180-240	08.07-		DA 77H DA 74	
C-Class T-Model (S204) 180-240 Start/Stop	08.07-	DE 70 AGM		
C-Class T-Model (S204) 200-320 CDI, C 32-55 AMG, 30 CDI AMG	08.07-		DA 100 DA 95H	
C-Class T-Model (S204) 200-320 CDI, C 32-55 AMG, 30 CDI AMG Start/Stop**	08.07-	DE 80 AGM DE 92 AGM		
C-Class T-Model (S204) 280-350	08.07-		DA 100 DA 95H	
C-Class T-Model (S204) 280-350 Start/Stop**	08.07-	DE 70 AGM DE 80 AGM		
Citan (W415) 108-111 CDI Start/Stop	06.12-	DE 70 AGM		
Citan (W415) 111 CDI	06.12-		DA 63H DA 62H	
CLA-Class (C117) 180-250, 200-220 CDI Start/Stop	01.13-	DE 70 AGM		
CLA-Class (C117) 200 CDI	01.13-		DA 77H DA 74	
CLA-Class (C117) 220 CDI Start/Stop	01.13-	DE 80 AGM		
CLA-Class 220 CDI Start/Stop	09.12-	DE 70 AGM		
CLC-Class (CL 203) 160 Start/Stop	01.10-	DE 70 AGM		
CLC-Class (CL 203) 180-200 Kompressor	05.08-		DA 77H DA 74	
CLC-Class (CL 203) 200-220 CDI	05.08-		DA 100 DA 95H	

Brand/ Model designation	Year of manu- facture	DURACELL Extreme	DURACELL Advanced	DURACELL Starter
CLC-Class (CL 203) 200-220 CDI Start/Stop	01.10-	DE 92 AGM		
CLC-Class (CL 203) 230-350	05.08-		DA 100 DA 95H	
CLC-Class (CL 203) 230-350 Start/Stop	01.10-	DE 92 AGM		
CLK (C208) 200-230	06.97-06.02		DA 77H DA 74	DS 72
CLK (C208) 320, 430, 55 AMG	06.97-06.02		DA 100 DA 95H	DS 95
CLK (C209) 200-240	06.02-		DA 63H DA 62H	
CLK (C209) 220 CDI, 270 CDI, 320 CDI, 55-63 AMG	06.02-		DA 100 DA 95H	
CLK (C209) 280, 320, 350, 500	06.02-		DA 77H DA 74	
CLK Cabrio (A208) 200-230	03.98-03.02		DA 77H DA 74	DS 72
CLK Cabrio (A208) 320, 430, 55 AMG	03.98-03.02		DA 100 DA 95H	DS 95
CLK Cabrio (A209) 200-240	02.03-		DA 63H DA 62H	
CLK Cabrio (A209) 280-500	02.03-		DA 77H DA 74	
CLK Cabrio (A209) 320 CDI, 55-63 AMG	02.03-		DA 100 DA 95H	
CLS (C218) 350, 250 CDI Start/Stop	01.11-	DE 80 AGM		
CLS (C218) 500, 350 CDI Start/Stop	01.11-	DE 92 AGM		
CLS (C219) 280-500, 55-63 AMG, 320-350 CDI Start/Stop	10.04-12.10	DE 92 AGM		
CLS Shooting Brake (X218) 350-500, 350 CDI, 63 AMG Start/Stop	01.12-	DE 92 AGM		
E-Class (W123, 124) 200-280	06.93-06.95		DA 63H DA 62H	DS 62
E-Class (W123, 124) 250 D, TD; 36 AMG, 300 D, TD; 60 AMG	06.93-06.95		DA 100 DA 95H	DS 95
E-Class (W123, 124) 280 long, 300, 320-500, 300 r-matic, 200 D	06.93-06.95		DA 77H DA 74	DS 72
E-Class (W210) 200-240	06.95-03.02		DA 77H DA 74	DS 72
E-Class (W210) 200-320 CDI	06.95-03.02		DA 100 DA 95H	DS 95
E-Class (W210) 280-430, 50-55 AMG	06.95-03.02		DA 100 DA 95H	DS 95
E-Class (W211) 200-420 CDI Start/Stop	11.05-	DE 92 AGM		
E-Class (W211) 200-500, 55-63 AMG Start/Stop	11.05-	DE 92 AGM		
E-Class (W211) 280	11.05-		DA 100 DA 95H	
E-Class (W212) 200-300, 200-250 CDI Start/Stop	01.09-	DE 80 AGM		
E-Class (W212) 350-500, 350-500 CDI, 63 AMG Start/Stop	01.09-	DE 92 AGM		
E-Class Cabrio (A207) 200- 550, 220-350 CDI Start/Stop	01.10-	DE 80 AGM		
E-Class Cabrio (A207) 350- 500, 350 CDI Start/Stop	01.10-	DE 92 AGM		
E-Class Coupe (C207) 200-550, 220-350 CDI Start/Stop**	01.09-	DE 80 AGM DE 92 AGM		
E-Class Coupe (C207) 350-500, 350 CDI Start/Stop	01.09-	DE 92 AGM		
E-Class Kombi (S210) 200-240	06.96-03.03		DA 77H DA 74	DS 72
E-Class Kombi (S210) 220-430, 55 AMG	06.96-03.03		DA 100 DA 95H	DS 95

CARS AND SMALL TRANSPORTERS

Brand/ Model designation	Year of manu- facture	DURACELL Extreme	DURACELL Advanced	DURACELL Starter
E-Class T-Model (S123) 200-280	06.93-06.96		DA 63H DA 62H	DS 62
E-Class T-Model (S123) 300 3-matic, 36 AMG, 250-300 D, 300 TD	06.93-06.96		DA 100 DA 95H	DS 95
E-Class T-Model (S123) 320	06.93-06.96		DA 77H DA 74	DS 72
E-Class T-Model (S211) 200 Start/Stop	03.03-07.09	DE 70 AGM		
E-Class T-Model (S211) 230-500, 220-320 CDI, 55-63 AMG Start/Stop	03.03-07.09	DE 92 AGM		
E-Class T-Model (S212) 200-500, 200-350 CDI, 63 AMG Start/Stop**	08.09-	DE 80 AGM DE 92 AGM		
E-Class T-Model (S212) 350-500, 350 CDI, 63 AMG Start/Stop	08.09-	DE 92 AGM		
G-Class (W361, W461) 230-G 290 TD	02.90-		DA 100 DA 95H	DS 95
G-Class (W361, W461) 250 GD	02.90-		DA 100 DA 95H	DS 95
G-Class (W361, W461) 290 GD/G 290 D	02.90-		DA 100 DA 95H	DS 95
G-Class (W363, W463) 230 GE, G 320	09.93-		DA 100 DA 95H	DS 95
G-Class (W363, W463) 300 GE, 250-300 GD, G 320	09.93-		DA 100 DA 95H	DS 95
G-Class (W363, W463) 400 CDI	09.89-		DA 100 DA 95H	DS 95
G-Class (W363, W463) G 300 TD, 350 G TD, G 300 CDI	09.93-		DA 100 DA 95H	DS 95
G-Class (W363, W463) G 36 AMG, G 500,-E	09.93-		DA 100 DA 95H	DS 95
G-Class (W463) 230 GE, G 320, G 300 TD, 350 G TD, G 300 CDI, G 300 TD, 350 G TD, G 300 CDI	09.93-		DA 95	
GLA-Class (X156) 200-250, 200-250 CDI	01.13-		DA 77H DA 74	
GLA-Class (X166) 200-250, 200-250 CDI Start/Stop	01.13-	DE 70 AGM		
GL-Class (X164) 450-500, 320-450 CDI	09.06-		DA 100 DA 95H	
GL-Class (X164) 450-500, 320-450 CDI BlueTEC Start/Stop	09.06-	DE 92 AGM		
GL-Class (X166) 350-500, 63 AMG Start/Stop	01.12-	DE 92 AGM		
GL-Class (X166) 400	01.12-		DA 100 DA 95H	
GLE (W166) 250-450 CDI Start/Stop	03.18-	DE 92 AGM		
GLE (W166) 350-500, 63 AMG Start/Stop	03.18-	DE 92 AGM		
GLK-Class (X204) 200-250	06.08-		DA 77H DA 74	
GLK-Class (X204) 200-250 Start/Stop	06.08-	DE 70 AGM		
GLK-Class (X204) 280-350, 200-350 CDI	06.08-		DA 100 DA 95H	
GLK-Class (X204) 280-350, 200-350 CDI BlueTEC Start/Stop**	06.08-	DE 92 AGM DE 80 AGM		
M-Class (W163) ML 270-420 CDI	01.97-06.05		DA 100 DA 95H	DS 95
M-Class (W163) ML 350-500, 63 AMG	01.97-06.05		DA 100 DA 95H	DS 95
M-Class (W164, W166) ML 250-450 CDI Start/Stop	07.05-	DE 92 AGM		
M-Class (W164, W166) ML 350-500, 63 AMG Start/Stop	07.05-	DE 92 AGM		
R-Class (W251, V251) 280-350 CDI Start/Stop	01.06-	DE 92 AGM		

Brand/ Model designation	Year of manu- facture	DURACELL Extreme	DURACELL Advanced	DURACELL Starter
R-Class (W251, V251) 300-500, R 63 AMG Start/Stop	01.06-	DE 92 AGM		
S-Class (W130) 280, 300-320SE/L, SE 320, 300 SE/L, S 500, S 600, 600 SE/L, S 300 TD, S 350 TD	02.91-10.98		DA 100 DA 95H	DS 95
S-Class (W220) 280, 320, 430, 500, 600, 55-63 AMG	10.98-08.05		DA 100 DA 95H	
S-Class (W220) 320 CDI, 400 CDI	10.98-08.05		DA 100 DA 95H	
S-Class (W220) 320 CDI, 400 CDI Start/Stop	10.98-08.05	DE 92 AGM		
S-Class (W220) 350,-4matic, 430 4matic, 500 4matic, 600, 55-65 AMG Start/Stop	10.98-08.05	DE 92 AGM		
S-Class (W221) 350-600, 63-65 AMG Start/Stop	10.05-	DE 92 AGM		
S-Class (W221) 320 CDI, 420 CDI Start/Stop	10.05-	DE 92 AGM		
S-Class (W222) 350-500, Hybrid Start/Stop	01.13-	DE 92 AGM		
S-Class Coupe (C130, 140) SEC/CL 320-600	09.92-02.99		DA 100 DA 95H	DS 95
S-Class Coupe (C215) CL 500-600	03.99-03.06		DA 100 DA 95H	
S-Class Coupe (C216) CL 500-600	05.06-		DA 100 DA 95H	
S-Class Coupe (C216) CL 500-600 Start/Stop	05.06-	DE 92 AGM		
SL (R129) 280-600, 55 AMG	03.89-12.01		DA 100 DA 95H	DS 95
SL (R230) 280-600, 55-65 AMG Start/Stop	10.01-01.12	DE 70 AGM		
SL (R231) 350-500, 65 AMG Start/Stop	01.12-	DE 92 AGM		
SLK (R170) 200-320, -K, 32 AMG	04.96-04.04		DA 77H DA 74	DS 72
SLK (R171) 200-350, 55 AMG	03.04-02.11		DA 77H DA 74	
SLK (R171) 200-350, 55 AMG Start/Stop	03.04-02.11	DE 70 AGM		
SLK (R172) 200-350, 55 AMG Start/Stop	02.11-	DE 80 AGM		
SLR (R199) 5,4 722 Edition, Roadster Start/Stop	04.04-	DE 92 AGM		
SLR (R199) 5,4 Start/Stop	04.04-	DE 70 AGM		
SLS (C197, A197) 6,2, AMG Start/Stop	03.11-	DE 92 AGM		
Sprinter (901, 902, 903, 903, 904, 906) 208-616 D, CDI	01.95-		DA 100 DA 95H	DS 95
Sprinter (901, 902, 903, 903, 904, 906) 213-424	01.95-		DA 100 DA 95H	DS 95
Sprinter (904, 906) 213-424; 208-616 D, CDI Start/Stop	01.10-	DE 92 AGM		
Sprinter Dumptruck (905) 616 CDI	01.01-		DA 100 DA 95H	
T1, T2 (601, 602) 207- 815 D	05.77-02.96		DA 100 DA 95H	DS 95
T1, T2 (601, 602) 208, 210, 510	05.77-02.96		DA 100 DA 95H	DS 95
T2 Vario 512 - 818 D	02.96-		DA 100 DA 95H	DS 95
Vaneo (313, 414) 1,6-1,9	02.02-07.05		DA 63H DA 62H	
Vaneo (313, 414) 1,7 CDI	02.02-07.05		DA 77H DA 74	
V-Class (638/2) 2 00-220 CDI, 230 TD	02.96-07.03		DA 100 DA 95H	DS 95
V-Class (638/2) 200-220 CDI, 230 TD Start/Stop	02.96-07.03	DE 92 AGM		
V-Class (638/2) 200-280	02.96-07.03		DA 100 DA 95H	DS 95
Viano (W639) 2,0-3,0 CDI (110 kW)	09.03-		DA 100 DA 95H	

* mit Bodenleistenadapter Art.Nr. 305002030101/with base hold-down adapter Art.No. 305002030101 ** bitte Originalbatterie prüfen, da unterschiedliche Batteriegröße/-technologie verbaut sein kann. In erster Linie abhängig von der elektrischen Zusatzausstattung. (VRLA = AGM, AFB/ECM = EFB) / Please check the original battery, as differing battery sizes and technologies may be installed. The battery choice depends primarily on the electrical extras. (VRLA = AGM, AFB/ECM = EFB) *** mit Polhülsen Dünn-DIN Art.Nr. 1020001300+1020001400/with terminal covers thin-DIN Art.No. 1020001300+1020001400 **** noch nicht verfügbar im Duracell Sortiment/not yet available in the Duracell assortment



Brand/ Model designation	Year of manu- facture	DURACELL Extreme	DURACELL Advanced	DURACELL Starter
Viano (W639) 2,0-3,0 CDI (110 kW) Start/Stop	09.03-	DE 92 AGM		
Viano (W639) 3,0-3,7	09.03-		DA 77H DA 74	
Viano (W639) 3,0-3,7 Start/Stop	09.03-	DE 70 AGM		
Vito (638, 639) 108-120 CDI	02.96-		DA 100 DA 95H	DS 95
Vito (638, 639) 108-120 CDI Start/Stop	02.96-	DE 92 AGM		
Vito (638, 639) 113-126	02.96-		DA 77H DA 74	DS 72
Vito (638, 639) 113-126 Start/Stop	02.96-	DE 70 AGM		
X-Class (470) 220-350 d 4-matic Start/Stop	09.17-	DE 92 AGM		
MG				
MG 6 1,8	01.10-		DA 63H DA 62H	
MG TF 115-160	03.02-		DA 63H DA 62H	DS 62
MG X-Power 4,6-5,0	01.03-04.08		DA 77T DA 72	DS 70
MG ZR 1-5-160 TD	06.01-04.05		DA 63T DA 60T	DS 60
MG ZS 120-180	07.01-10.05		DA 50H DA 50	DS 45H
MG ZS 2,0 TD	07.01-10.05		DA 77T DA 72	DS 70
MG ZT, ZT-T 160-260	06.01-07.05		DA 63H DA 62H	DS 62
MG ZT, ZT-T 2,0 CDTi	06.01-07.05		DA 77H DA 74	DS 72
MGF (RD) 1,6-1,8	03.95-03.02		DA 63T DA 60T	DS 60
MGR V8 3,9	09.92-12.95		DA 63T DA 60T	DS 60
Mini				
Mini (F56) Cooper	01.13-		DA 77H DA 74	
Mini (F56) Cooper Start/Stop**	01.13-	DE 70 AGM DE 80 AGM		
Mini (R50-R53) One, Cabriolet, Cooper D	03.01-12.06		DA 77H DA 74	DS 70
Mini (R50-R53) One, Cabri- olet, Cooper, Convertible, S	03.01-12.06		DA 63H DA 62H	DS 62
Mini (R55-R61) One, Clubman, Countryman, Paceman, Cooper, S 1,6; 1,6 D Start/Stop**	09.06-	DE 70 AGM DE 80 AGM		
Mitsubishi				
ASX (ZC, GA_W) 1,6-2,0	06.10-		DA 70	
ASX (ZC, GA_W) 1,8 DI-D	09.10-		DA 95	
Attrage 1,2	03.14-		DA 60	
Carisma DX (DA0A) 1,6-1,8	07.95-06.06		DA 63H DA 62H	DS 62
Carisma DX (DA0A) 1,8 GDI; 1,9 GDI, DI-D, TD	07.95-06.06		DA 77H DA 74	DS 72
Carisma VI, VII DX (DA0A) 2,0 16V GT EVO	07.95-06.06		DA 77H DA 74	DS 72
Colt 1,1-1,3 MPI Cleartec AS&G Start/Stop**	03.09-	DE 60 EFB	DA 63H DA 62H	
Colt CZC (RG) Cabriolet VI 1,5	05.06-		DA 63H DA 62H	
Colt IV (CA_A) 1,3-1,8	03.92-08.95		DA 45L	
Colt IV (CA_A) 1,3-1,8	03.92-08.95		DA 60L	
Colt V (CJ_A) 1300-1600, 1,8	09.95-09.03		DA 60L	
Colt VI, VII (ZM) 1,1-1,3 MPI	06.04-		DA 50H DA 50	DS 45H
Colt VI, VII (ZM) 1,5 DI-D	01.03-10.08		DA 77H DA 74	DS 72
Colt VI, VII (ZM) 1,5 MPI	06.04-		DA 63H DA 62H	DS 62

Brand/ Model designation	Year of manu- facture	DURACELL Extreme	DURACELL Advanced	DURACELL Starter
Eclipse I, II (D20A, D30A, D5) 2,0-3,0 V6	04.91-10.12		DA 70L	
Galant Saloon (ED, EF) 2,0-3,8	10.03-		DA 70L	
Galant V, VI (E5A, E7A, E8A, EA) 1,8-2,4	11.92-10.03		DA 70L	
Galant V, VI (E5A, E7A, E8A, EA) 2,0 GLSi, V6, TDI	11.92-10.03		DA 95L	
Galant VII (DJ, ED, EF) 2,0-3,8 GDi	10.03-		DA 60L	
Galloper (JK-01) 2,5 TD; 3,0 V6	02.99-12.06		DA 70L	
Grandis (XP) 2,4-3,0	11.97-05.03		DA 60	
Grandis (XP, NA_W) 2,0 DI-D	03.03-		DA 95	
Grandis (XP, NA_W) 2,4 MPI	03.03-		DA 70	
i-MIEV (TQ) 47 kW (Mitsubishi Innovative Electric Vehicle)***	03.10-		DA 40	
L 200 (KB, KA, CR) 2,4-3,5	11.05-		DA 70	
L 200 (KB, KA, CR) 2,5-3,2 DI-D	11.05-		DA 70	
L 200 (KB, KA, CR) 2,5-3,2 DI-D	11.05-		DA 95	
L 200 (KT) 2,5-3,2 DI-D	11.86-10.05		DA 95	
L 200 2,4-2,5 D	01.16-	DE 80 EFB DE 80 AGM		
L 200 P (KT) 2,4-3,5	11.86-10.05		DA 70L	
L 300 (L03, P0, P1, P2) 1,6-2,0	05.80-		DA 60L	
L 300 (L03, P0, P1, P2) 2,5 D, TD	05.80-		DA 95L	
L 400 (PAOV) 2,0	04.94-		DA 60L	
L 400 (PAOV) 2500 TD	04.94-		DA 95L	
Lancer EVO X 2,0 MPI Start/Stop	09.08-	DE 70 AGM		
Lancer III, IV, V, VI, VII (C1V, C3V, C6A, C7A, CB/DA, CBW, CDW, CK/PA) 1,5-2,4 GDi, MPI	09.85-		DA 70	
Lancer III, IV, V, VI, VII (C1V, C3V, C6A, C7A, CB/DA, CBW, CDW, CK/PA) 1,8-2,0 GLX D, DI-D	09.85-		DA 95	
Lancer Saloon/Sportback (CY/Z, CX/A) 1,5-2,0	01.07-		DA 63H DA 62H	
Lancer Saloon/Sportback (CY/Z, CX/A) 1,8-2,0 DI-D	01.07-		DA 77H DA 74	
Outlander (CU0W, GS45, RE) 2,0-2,4 MPI	05.03-		DA 70	
Outlander (CW0W, GS45, RE) 2,0-2,2 DI-D	11.06-		DA 95	
Pajero II, III (V2, V4, V6, V70) 1,8-3,5	12.90-01.07		DA 70L	
Pajero II, III (V2, V4, V6, V70) 2,5-2,8 TD; 3,2 DI-D; 3,5 V6	12.90-01.07		DA 95L	
Pajero III, IV (V80, V90, BK25, BK45) 3,0 4WD; 3,2 DI-D CR (118-125kW)	11.06-		DA 70	
Pajero III, IV (V80, V90, BK25, BK45) 3,2 DI-D CR, TD; 3,8 V6 (182kW)	11.06-		DA 95L	
Pajero III, IV (V80, V90, BK25, BK45) 3,8 V6 MPI (184kW)	11.06-		DA 60L	
Pajero Pinin (H6, H7) 1,8-2,0 GDI	03.99-		DA 63H DA 62H	DS 62
Pajero Pinin (H6, H7) 3,2 DiD	03.99-		DA 95L	
Pajero Sport (K90T, KH8W) 1,8-3,5 V6	11.97-		DA 60L	
Pajero Sport (K90T, KH8W) 2,5-3,2 TD; DI-D	11.97-		DA 95L	
Santamo 2,0	03.99-12.04		DA 70L	
Sigma (F16A, F07W) 3,0	12.90-07.96		DA 70L	

CARS AND SMALL TRANSPORTERS

Brand/ Model designation	Year of manu- facture	DURACELL Extreme	DURACELL Advanced	DURACELL Starter
Space Gear (PA/B/D/W)	05.95-06.05		DA 70L	
Space-Gear (PA/B/D/W) 2,5 TD	05.95-06.05		DA 95L	
Space-Runner/Wagon (N10W, N20W, N50) 2,0 TD	10.91-10.98		DA 95L	
Space-Runner/Wagon (N10W, N20W, N50) 1,8-2,4	10.91-10.98		DA 70L	
Space-Runner/Wagon (N80W, N90W, N50) 1,8-2,4 GDI	10.98-		DA 70L	
Space-Star (DG0A) 1,3-1,6	06.98-12.05		DA 63H DA 62H	DS 62
Space-Star (DG0A) 1,8 GDI-1,9 DID	06.98-12.05		DA 77H DA 74	DS 72
Morgan				
Aero 8 4,4	10.00-			DS 45L
Eva GT	01.12-		DA 77H DA 74	
Four Four 1,6-1,8	01.68-08.03			DS 45L
Plus Eight 3,5-3,9	01.68-		DA 40	
Plus Four 1,8-2,0	01.85-			DS 45L
Nissan				
200 SX (S14) 2,0-2,4	10.93-		DA 60L	
300 ZX (Z31, Z32)	01.83-09.95		DA 60	
350 Z (Z33) 3,5 - Roadster	10.03-		DA 60	
370 Z (Z34) 3,7 V6 - Roadster	04.09-		DA 60	
Almera I (N15) 1,4-1,6	07.95-07.00		DA 60	
Almera I (N15) 2,0 D	07.95-07.00		DA 95	
Almera II (N16) 1,5-1,8	03.00-		DA 63T DA 60T	DS 60
Almera II (N16) 1,5-2,2 dCi, Di	03.00-		DA 77T DA 72	DS 70
Almera Tino II (V10) 1,8-2,0	08.00-		DA 63T DA 60T	DS 60
Almera Tino II (V10) 2,2 Di, dCi	08.00-		DA 77T DA 72	DS 70
Atleon 110.56, 130.70, 130.75, 165.75	00-		DA 60	
Atleon 120.35 TD, 120.56 3x2	00-		DA 95L	
Cube (Z12) 1,5 dCi	01.10-		DA 70	
Cube (Z12) 1,6-1,8	01.10-		DA 60	
e-NV Electric 200	01.13-		DA 45	
e-NV Electric 200 (Spain Assembly)	01.13-		DA 50H DA 50	
Evalia 1,5 dCi	05.11-		DA 63H DA 62H	
Evalia 1,6 DIG	05.11-		DA 50H DA 50	
GT-R (R35) 3,8 V6	01.08-		DA 45	
Interstar (X70) dCi 80-150	08.03-		DA 100 DA 95H	DS 95
Interstar (X70) Flatbed, Chassis dCi 100-140	08.03-		DA 77H DA 74	DS 72
Juke (F15) 1,5 dCi	10.10-		DA 63H DA 62H	
Juke (F15) 1,6 DIG Turbo	10.10-		DA 60L	
Kubistar (X76) 1,2-1,6	08.03-		DA 50T DA 44	DS 44
Kubistar (X76) 1,5 dCi	08.03-		DA 77H DA 74	DS 72
Leaf Electric (ZE0, ZE1) 80 kW L-Serie, M-Serie	01.10- 03.91-		DA 45 DA 95L	
Maxima I, II (J30, A32) 3,0i; 2,0-3,0 QX	10.88-08.00		DA 70	
Maxima QX (A33) 2,0-3,5	03.00-		DA 77H DA 74	DS 72
Micra C+C III (K12) 1,4-1,6	08.05-		DA 63T DA 60T	
Micra II (K11) 1,0-1,4	08.92-02.03		DA 45	
Micra II (K11) 1,5 D	08.92-02.03		DA 63T DA 60T	DS 60

Brand/ Model designation	Year of manu- facture	DURACELL Extreme	DURACELL Advanced	DURACELL Starter
Micra III (K12) 1,0-1,6	01.03-05.10		DA 50T DA 44	
Micra III (K12) 1,5 dCi	01.03-05.10		DA 63T DA 60T	
Micra IV (K13) 1,2	05.10-		DA 40B	
Micra IV (K13) 1,2 DIG-S Start/Stop**	05.10-	DE 60 EFB		
Murano (Z50, Z51) 2,0 dCi	06.05-		DA 70	
Murano (Z50, Z51) 3,5 V6	06.05-		DA 60	
Navara (D22) 2,4	09.97-06.05		DA 70	
Navara (D22) 3,0	09.97-06.05		DA 77H DA 74	DS 72
Navara (D231) 2,3 dCi Start/Stop	09.17-	DE 92 AGM		
Navara (D40) 2,5 dCi	07.05-08.17		DA 77H DA 74	
Navara (D40) 2,8 D	07.05-08.17		DA 70	
Note (E11) 1,4-1,6	03.06-		DA 50T DA 44	
Note (E11) 1,5 dCi	03.06-		DA 63T DA 60T	
Note 1,2 DIG	01.13-		DA 77H DA 74	
NV 200 1,5 dCi	03.09-		DA 63H DA 62H	
NV 200 1,6 DIG	03.09-		DA 50H DA 50	
NV 400 2,3 dCi	03.09-		DA 100 DA 95H	
Pathfinder (R50) 2,4-3,5 V6	09.97-12.04		DA 70L	
Pathfinder (R50) 2,7-3,2 TD	09.97-12.04		DA 95L	
Pathfinder (R51) 2,5 dCi	03.05-		DA 77H DA 74	
Pathfinder (R51) 4,0	03.05-		DA 77H DA 74	
Pathfinder (R51) 4,0 4WD	03.05-		DA 63H DA 62H	
Patrol (K260) 2,8-3,0; 2,8-3,2 D, TD	10.84-04.98		DA 95	
Patrol (W260) 2,8 TD-3,2 D	08.88-11.95		DA 95	
Patrol GR I (Y60) 2,8 TD-4,2 D	08.87-06.97		DA 95	
Patrol GR I (Y60) 4,2 KAT	08.87-06.97		DA 70	
Patrol GR II (Y61) 2,8 TD-4,2 TD	06.97-		DA 95	
Patrol GR II (Y61) 4,5-4,8	06.97-		DA 95	
Pick Up (D21)	09.85-02.98		DA 70L	
Pick Up (D21) 2,5-2,7 D	09.85-02.98		DA 95L	
Pick Up (D22) 2,4i; 2,5-3,2 D	02.98-		DA 95L	
Pick Up (D22) 2,5 TD 4WD	02.98-		DA 70L	
Pixo (UA0) 1,0-1,1	06.09-		DA 40B	
Primastar (X83) 2,0 dCi 80-150	09.02-		DA 80	
Primera (P10, W10) 1,6-2,0	06.90-03.98		DA 63H DA 62H	DS 62
Primera (P10, W10) 2,0 D	06.90-03.98		DA 77H DA 74	DS 72
Primera (P11, WP11) 1,6-2,5	06.96-12.01		DA 63H DA 62H	DS 62
Primera (P11, WP11) 2,0 TD	06.96-12.01		DA 77H DA 74	DS 72
Primera (P12, WP12) 1,6-2,5	03.02-		DA 63H DA 62H	
Primera (P12, WP12) 1,9-2,2 dCi, Di	03.02-		DA 77H DA 74	
Pulsar 1,2-1,6 DIG-T Start/Stop**	10.14-	DE 60 EFB		
Pulsar 1,5 dCi Start/Stop**	10.14-	DE 70 AGM DE 70 EFB		
Qashqai (J10, JJ10) 1,5-2,0 dCi	03.07-		DA 77H DA 74	

* mit Bodenleistenadapter Art.Nr. 305002030101/with base hold-down adapter Art.No. 305002030101 ** bitte Originalbatterie prüfen, da unterschiedliche Batteriegröße/-technologie verbaut sein kann. In erster Linie abhängig von der elektrischen Zusatzausstattung. (VRLA = AGM, AFB/ECM = EFB) / Please check the original battery, as differing battery sizes and technologies may be installed. The battery choice depends primarily upon the electrical extras. (VRLA = AGM, AFB/ECM = EFB) *** mit Polhülsen Dünn-DIN Art.Nr. 1020001300+1020001400/with terminal covers thin-DIN Art.No. 1020001300+1020001400 **** noch nicht verfügbar im Duracell Sortiment/not yet available in the Duracell assortment



Brand/ Model designation	Year of manu- facture	DURACELL Extreme	DURACELL Advanced	DURACELL Starter
Qashqai (J10, JJ10) 1,6 (84 kW)	03.07-		DA 60	
Qashqai (J10, JJ10) 1,6 (86 kW)	03.07-		DA 50H DA 50	
Qashqai (J10, JJ10) 2,0	03.07-		DA 63H DA 62H	
Qashqai 1,3 DIG-T, 1,5-1,6 dCi	01.14-		DA 77H DA 74	
Sunny III (N13, Y10)1,6, -Traveller	10.90-03.00		DA 60	
Sunny III (N13/Y10) 2,0 D	10.90-03.00		DA 95	
Terrano I (WD21) 2,4	07.86-02.96		DA 60	
Terrano I (WD21) 2,7 TD	07.86-02.93		DA 70	
Terrano I (WD21) 3,0	07.86-02.96		DA 95L	
Terrano II (R20) 2,7 TD, TDi, Di-4WD	02.93-		DA 95L	
Terrano II (R20) 3,0 Di 4WD	02.93-		DA 63H DA 62H	DS 62
Tiida (C11X, SXC11X) 1,6-1,8	06.07-		DA 63H DA 62H	
Tiida (C1X, SC11X) 1,5 dCi	06.07-		DA 63H DA 62H	
X-Trail (T30) 2,0-2,5 (121kW)	07.01-		DA 60	
X-Trail (T30) 2,0-2,5 (132kW) 4x4	07.01-		DA 77H DA 74	
X-Trail (T30) 2,2 Di, dCi FWD, 4x4	07.01-		DA 70	
X-Trail (T31) 2,0 dCi	06.07-		DA 70	
X-Trail (T31) 2,0-2,5 FWD	06.07-		DA 60	
Opel				
Adam 1,0-1,4	09.12-		DA 50T DA 44	
Agila (H00, H08) 1,0-1,2	09.00-		DA 50T DA 44	DS 44
Agila (H00, H08) 1,3 CDTI	09.00-		DA 63T DA 60T	DS 60
Ampera EV 150 (111 kW + 63 kW)	01.11-		DA 63H DA 62H	
Antara (J26, H26) 2,0 CDTI (ROK)	05.06-		DA 95L	
Antara (J26, H26) 2,0 CDTI (RUS)	05.06-			DS 72L
Antara (J26, H26) 2,4 R4 (ROK)	05.06-		DA 60L	
Antara (J26, H26) 3,2 V6 (ROK)	05.06-		DA 70L	
Antara (J26, H26) 3,2 V6 (RUS)	05.06-			DS 72L
Arena (THB, TB, TF)	03.98-08.01		DA 63H DA 62H	DS 62
Arena (THB, TB, TF) 1,9 D	03.98-08.01		DA 77H DA 74	DS 72
Arena (THB, TB, TF) 2,5 D	03.98-08.01		DA 100 DA 95H	DS 95
Astra F, G, H 1,6-2,0	09.91-		DA 63T DA 60T	DS 60
Astra F, G, H 1,7-2,2 D, TD, DTI, CDTI	09.91-		DA 77T DA 72	DS 70
Astra F, G, H 1-2,1,4	09.91-		DA 50T DA 44	DS 44
Astra F, G, H 2,2	09.91-		DA 77T DA 72	DS 70
Astra J 1,3-1,6 ecoFLEX	12.09-		DA 63T DA 60T	
Astra J 1,3-2,0 CDTI ecoFLEX	12.09-		DA 77T DA 72	
Astra J GTC 1,3-1,7 CDTI ecoFLEX Start/Stop	09.10-	DE 70 AGM		
Calibra A 2,0 i5	06.90-07.97		DA 50T DA 44	DS 44
Calibra A 2,0 i 16V, -Turbo, 3x3, 2,5 i	06.90-07.97		DA 63T DA 60T	DS 60
Campo (TF) 2,3	08.87-		DA 60L	

Brand/ Model designation	Year of manu- facture	DURACELL Extreme	DURACELL Advanced	DURACELL Starter
Campo (TF) 2,5 D; 3,1 TD, DTI	08.87-		DA 95L	
Cascada (W13) 1,4-2,0	03.13-		DA 63T DA 60T	
Cascada (W13) 2,0 BiTurbo CDTI	03.13-		DA 77T DA 72	
Cascada (W13) 2,0 BiTurbo CDTI Ecoflex Start/Stop	03.13-	DE 70 AGM		
Combo (71) 1,2-1,7	07.94-		DA 63T DA 60T	DS 60
Combo (71) 1,3 Di, DTI, CDTI	07.94-		DA 63T DA 60T	DS 60
Combo (71) 1,7 Di, DTI, CDTI	07.94-		DA 77T DA 72	DS 70
Combo (X12) 1,4, 1,3 CDTI	01.12-		DA 63T DA 60T	
Combo (X12) 1,6-2,0 CDTI	01.12-		DA 77T DA 72	
Combo (X12) 1,6-2,0 CDTI Start/Stop	01.12-	DE 70 AGM		
Corsa A, B, C (73-79, F35, F08- 68) 1,5 D, TD, Di, DTI, CDTI	09.82-06.06		DA 63T DA 60T	DS 60
Corsa A, B, C (73-79, F35, F08-68) 1,0-1,8	09.82-06.06		DA 63T DA 60T	DS 60
Corsa D 1,0	07.06-		DA 50H DA 50	
Corsa D 1,0 ecoFLEX	07.09-		DA 50H DA 50	
Corsa D 1,2-1,6	07.06-		DA 63H DA 62H	
Corsa D 1,2-1,6 ecoFLEX	07.06-		DA 63H DA 62H	
Corsa D 1,3-1,7 CDTI	07.06-		DA 77H DA 74	
Corsa D 1,3-1,7 CDTI ecoFLEX	07.09-		DA 77H DA 74	
Corsa D 1,3-1,7 CDTI ecoFLEX Start/Stop	07.09-	DE 70 AGM		
Crossland X (P17) 1,5-1,6 Turbo-D ecoTEC	03.17-	DE 70 AGM		
Frontera A (5MWL4) 2,0-2,4	03.92-10.98		DA 63H DA 62H	DS 62
Frontera A (5MWL4) 2,3-2,8 TD, TDS	03.92-10.98		DA 77H DA 74	DS 72
Frontera B (6B) 2,2 DTI	10.98-		DA 77H DA 74	DS 72
Frontera B (6B) 2,2-3,2	10.98-		DA 77H DA 74	DS 72
Grandland X (P17) 1,5-1,6 Turbo-D; 2,0 D ecoTEC Start/Stop	03.17-	DE 70 AGM		
Insignia 1,6-1,8	09.08-		DA 63T DA 60T	
Insignia 1,6-1,8 ecoFLEX	09.08-		DA 63T DA 60T	
Insignia 2,0	09.08-		DA 77T DA 72	
Insignia 2,0 CDTI, Biturbo ecoFLEX Start/Stop**	09.08-	DE 80 AGM DE 92 AGM		
Insignia 2,0 CDTI, Biturbo ecoFLEX**	09.08-		DA 100 DA 95H	
Insignia 2,0 CDTI, Biturbo**	09.08-		DA 100 DA 95H	
Insignia 2,0 ecoFLEX	09.08-		DA 77T DA 72	
Insignia 2,0-2,8 V6 ecoFLEX Start/Stop**	09.08-	DE 70 AGM		
Insignia 2,8 V6	09.08-		DA 80	
Insignia 2,8 V6 ecoFLEX	09.08-		DA 80	
Karl 1,0 (C16)	06.15-		DA 50H DA 50	
Meriva (A, B) 1,3-1,7 CDTI	05.03-		DA 77T DA 72	DS 70

CARS AND SMALL TRANSPORTERS

Brand/ Model designation	Year of manu- facture	DURACELL Extreme	DURACELL Advanced	DURACELL Starter
Meriva (A, B) 1,3-1,7 CDTI ecoFLEX	05.03-		DA 77T DA 72	DS 70
Meriva (A, B) 1,4-1,8 16V	05.03-		DA 63T DA 60T	DS 60
Meriva (A, B) 1,4-1,8 16V ecoFLEX	05.03-		DA 63T DA 60T	DS 60
Meriva (B) 1,3 CDTI ecoFLEX Start/Stop**	01.10-	DE 70 AGM		
Mokka 1,4-1,6 ecoFLEX	09.12-		DA 63T DA 60T	
Mokka 1,7 CDTI ecoFLEX	09.12-		DA 77T DA 72	
Mokka 1,7 CDTI ecoFLEX Start/Stop	09.12-	DE 70 AGM		
Monterey A, B (UBS) 3,2-3,5; 3,0-3,1 D, DTI	09.91-07.98		DA 70	
Movano (J9, F9, H9)	07.98-			DS 88
Movano (J9, F9, H9) 1,9-2,8 DTI; CDTI	07.98-		DA 100 DA 95H	DS 95
Omega B 2,0-2,5 DTI, TD	03.94-07.03		DA 80	
Omega B 2,0-3,2 V6	03.94-07.03		DA 77T DA 72	DS 70
Roadster GT	03.07-		DA 63T DA 60T	
Signum 1,8	05.03-		DA 63T DA 60T	
Signum 1,9-2,2 CDTI, DTI	05.03-		DA 77T DA 72	
Signum 2,0-3,2 V6	05.03-		DA 77T DA 72	
Sintra 2,2 DTI	11.96-04.99		DA 77T DA 72	DS 70
Sintra 2,2-3,0	11.96-04.99		DA 63T DA 60T	DS 60
Speedster 2,0-2,2	09.00-		DA 63T DA 60T	DS 60
Tigra (95_) 1,4-1,6	07.93-12.00		DA 63T DA 60T	DS 60
Tigra Twin Top 1,3 CDTI	06.04-		DA 77T DA 72	DS 70
Tigra Twin Top 1,4-1,8	06.04-		DA 63T DA 60T	DS 60
Vectra A, B 1,4-1,8	04.88-07.03		DA 63T DA 60T	DS 60
Vectra A, B 1,7-2,2 D, DTI, CDTI	04.88-07.03		DA 77T DA 72	DS 70
Vectra A, B 2,0-2,6	04.88-07.03		DA 63T DA 60T	DS 60
Vectra C 1,6-1,8	04.02-		DA 63T DA 60T	
Vectra C 1,6-1,8 ecoFLEX	04.02-		DA 63T DA 60T	
Vectra C 1,9-2,2 DTI, CDTI	04.02-		DA 80	
Vectra C 1,9-2,2 DTI, CDTI ecoFLEX	04.02-		DA 80	
Vectra C 2,0-3,2 V6	04.02-		DA 77T DA 72	
Vectra C 2,0-3,2 V6 ecoFLEX	04.02-		DA 77T DA 72	
Vivaro (E7) 1,9-2,5 CDTI	01.06-		DA 100 DA 95H	
Vivaro (E7) 2,0	01.06-		DA 77H DA 74	
Vivaro (J7, F7) 1,9-2,5 DI, DTI, CDTI	08.01-		DA 100 DA 95H	DS 95
Vivaro (J7, F7) 2,0	08.01-		DA 77H DA 74	DS 72
Zafira (F75, A05) 1,7-2,0 DTI, CDTI ecoFLEX	07.09-		DA 77T DA 72	
Zafira (F75, A05) 1,7-2,2 DTI, CDTI	04.99-		DA 77T DA 72	DS 70
Zafira (F75, A05) 1,6-1,8	04.99-		DA 63T DA 60T	DS 60

Brand/ Model designation	Year of manu- facture	DURACELL Extreme	DURACELL Advanced	DURACELL Starter
Zafira (F75, A05) 1,6-1,8 ecoFLEX	07.09-		DA 63T DA 60T	
Zafira (F75, A05) 2,0-2,2	04.99-		DA 63T DA 60T	DS 60
Zafira (F75, A05) 2,0-2,2 ecoFLEX	07.09-		DA 63T DA 60T	
Zafira (P12) 1,4-1,8 ecoFLEX	01.11-		DA 63T DA 60T	
Zafira (P12) 1,6-2,0 CDTI ecoFLEX	01.11-		DA 77T DA 72	
Zafira (P12) 1,6-2,0 CDTI Start/Stop**	01.11-	DE 70 AGM DE 80 AGM		
Perodua				
Kelisa 1,0	01.02-		DA 40B	
Kenari 1,0	01.00-		DA 40B	
Myvi 1,3	01.02-		DA 40B	
Peugeot				
1007 (KM) 1,4-1,6	03.05-		DA 50H DA 50	
1007 (KM) 1,4-1,6 HDi	03.05-		DA 63H DA 62H	
106 I, II (1A, 1C, 1) 1,0-1,1	09.91-		DA 42	
106 I, II (1A, 1C, 1) 1,3-1,6	09.91-		DA 50H DA 50	DS 45H
106 I, II (1A, 1C, 1) 1,2-1,5 D	09.91-		DA 63H DA 62H	DS 62
107 1,0	03.05-		DA 42	
107 1,4 HDi	03.05-		DA 50H DA 50	
108 1,0-1,2	05.14-		DA 50H DA 50	
2008 1,2-1,6	03.12-		DA 50H DA 50	
2008 1,4-1,6 e-HDi Start/Stop	03.12-	DE 70 AGM		
2008 1,4-1,6 HDi	03.12-		DA 63H DA 62H	
205 I, II (731 A/C, -B, 20D, 20A/C) 0,9-1,4	02.83-		DA 50H DA 50	DS 45H
205 I, II (731 A/C, -B, 20D, 20A/C) 1,5-1,9	02.83-		DA 63H DA 62H	DS 62
205 I, II (731 A/C, -B, 20D, 20A/C) 1,7-1,9 D, TD	02.83-		DA 77H DA 74	DS 72
206 (2A/C, 2 A/K) 1,4-2,0 TD, HDi	09.98-		DA 63H DA 62H	DS 62
206 (2A/C, 2A/K, 2D) 1,1-1,6 CC, Saloon	09.98-		DA 50H DA 50	DS 45H
206 (2A/C, 2A/K, 2D) 1,4-2,0 CC, Saloon	09.98-		DA 63H DA 62H	DS 62
207 (WA, WC, WD, WK) 1,1-1,6	05.06-		DA 50H DA 50	
207 (WA, WC, WD, WK) 1,6 HDi	05.06-		DA 63H DA 62H	
207 (WA, WC, WD, WK) 1,9-2,0	05.06-		DA 63H DA 62H	
208 1,0-1,6 (88 kw)	03.12-		DA 50H DA 50	
208 1,4-1,6 e-HDi Start/Stop**	03.12-	DE 70 AGM		
208 1,6 (115 kW)	03.12-		DA 63H DA 62H	
3008 1,6	03.09-		DA 63H DA 62H	
3008 1,6-2,0 e-HDi Start/Stop	03.09-	DE 70 AGM		
3008 1,6-2,0 HDi	03.09-		DA 77H DA 74	
301 1,2-1,6, 1,6 HDi	01.12-		DA 63H DA 62H	
306 (7A/C, -B, -E, -D) 1,1-1,6	05.93-04.02		DA 50H DA 50	DS 45H
306 (7A/C, -B, -E, -D) 1,8-2,0	05.93-04.02		DA 63H DA 62H	DS 62
306 (7A/C, -B, -E, -D) 1,9-2,0 D, HDi	05.93-04.02		DA 63H DA 62H	DS 62

* mit Bodenleistenadapter Art.Nr. 305002030101/with base hold-down adapter Art.Nr. 305002030101 ** bitte Originalbatterie prüfen, da unterschiedliche Batteriegröße/-technologie verbaut sein kann. In erster Linie abhängig von der elektrischen Zusatzausstattung. (VRLA = AGM, AFB/ECM = EFB) / Please check the original battery, as differing battery sizes and technologies may be installed. The battery choice depends primarily upon the electrical extras. (VRLA = AGM, AFB/ECM = EFB) *** mit Polhülsen Dünn-DIN Art.Nr. 1020001300+1020001400/with terminal covers thin-DIN Art.Nr. 1020001300+1020001400 **** noch nicht verfügbar im Duracell Sortiment/not yet available in the Duracell assortment



Brand/ Model designation	Year of manu- facture	DURACELL Extreme	DURACELL Advanced	DURACELL Starter
307 (3A/C, 3E, 3H, 3B) 1,4-1,6 CC	08.00-		DA 50H DA 50	DS 45H
307 (3A/C, 3E, 3H, 3B) 1,4-2,0 HDi CC	08.00-		DA 77H DA 74	DS 72
307 (3A/C, 3E, 3H, 3B) 2,0 CC	08.00-		DA 63H DA 62H	DS 62
308 (4A/C, SW) 1,2-2,0	10.07-		DA 63H DA 62H	
308 (4A/C, SW) 1,4-1,6 e-HDi Start/Stop	03.11-	DE 70 AGM		
308 (4A/C, SW) 1,4-2,0 HDi	10.07-		DA 77H DA 74	
4007 (GP) 2,2 HDi	07.07-		DA 95	
4007 (GP) 2,4	07.07-		DA 77H DA 74	
4007 (GP) 2,4 Start/Stop	07.07-	DE 70 AGM		
4008 (GP) 1,6-1,8 e-HDi Start/Stop	04.12-	DE 70 AGM		
405 I, II (15B, -E, 3B, -E) 1,4-1,6	01.87-10.96		DA 50H DA 50	DS 45H
405 I, II (15B, -E, 3B, -E) 1,8- 1,9 D,TD	01.87-10.96		DA 77H DA 74	DS 72
405 I, II (15B, -E, 3B, -E) 1,8-2,0	01.87-10.96		DA 63H DA 62H	DS 62
406 (8) 1,6-2,0	10.95-10.04		DA 63H DA 62H	DS 62
406 (8) 1,9-2,2 D,TD, HDi	10.95-10.04		DA 77H DA 74	DS 72
406 (8) 3,0 V6, 24V	10.95-10.04		DA 63H DA 62H	DS 62
407 (6 D/E/C) 1,6-2,7 HDi	05.04-		DA 77H DA 74	DS 72
407 (6 D/E/C) 1,8-3,0	05.04-		DA 63H DA 62H	DS 62
5008 1,6	09.09-		DA 63H DA 62H	
5008 1,6-2,0 e-HDi Start/Stop	09.09-	DE 70 AGM		
5008 1,6-2,0 HDi	09.09-		DA 77H DA 74	
508 SW 1,6 e-HDi Start/Stop	03.11-	DE 70 AGM		
508 SW 1,6-2,2 HDi	01.11-		DA 77H DA 74	
508, SW 1,6	01.11-		DA 63H DA 62H	
605 (6B) 2,0-3,0	06.89-09.99		DA 63H DA 62H	DS 62
605 (6B) 2,1-2,5 TD	06.89-09.99		DA 77H DA 74	DS 72
607 (9) 2,0-2,2	02.00-		DA 63H DA 62H	DS 62
607 (9) 2,0-2,2 D,TD, HDi	02.00-		DA 77H DA 74	DS 72
607 (9) 2,7 D,TD, HDi	02.00-		DA 80	
607 (9) 3,0	02.00-		DA 77H DA 74	DS 72
806 (221) 1,8-2,0	06.94-08.02		DA 63H DA 62H	DS 62
806 (221) 1,9-2,1 TD; HDi	06.94-08.02		DA 77H DA 74	DS 72
807 (E) 2,0-2,2 HDi	06.02-		DA 77H DA 74	
807 (E) 2,0-3,0	06.02-		DA 63H DA 62H	
Bipper (AA) 1,4	05.08-		DA 63H DA 62H	
Bipper (AA) 1,4 HDi	05.08-		DA 63H DA 62H	
Boxer (230P, -L, 244) 1,9-2,2 D,TD, HDi	06.93-		DA 77H DA 74	DS 72
Boxer (230P, -L, 244) 2,0	06.93-		DA 77H DA 74	DS 72
Boxer (230P, -L, 244) 2,5-2,8 D,TD, HDi	06.93-		DA 100 DA 95H	DS 95

Brand/ Model designation	Year of manu- facture	DURACELL Extreme	DURACELL Advanced	DURACELL Starter
Boxer 2,2-3,0 D, HDi	04.06-		DA 110	
Expert (224, 222, 223, VF3) 1,6-2,0	07.95-		DA 63H DA 62H	DS 62
Expert (224, 222, 223, VF3) 1,9-2,0 TD, HDi	07.95-		DA 77H DA 74	DS 72
iOn 47 kW***	09.10-		DA 40	
Partner, Teepee (5- F) 1,1-1,8	06.96-		DA 63H DA 62H	DS 62
Partner, Teepee (5- F) 1,8-2,0 D, e-HDi Start/Stop	04.08-	DE 70 AGM		
Partner, Teepee (5- F) 1,8-2,0 D, HDi	06.96-		DA 77H DA 74	DS 72
RCZ 1,6 THP	03.10-		DA 63H DA 62H	
RCZ 2,0 e-HDi Start/Stop	03.10-	DE 70 AGM		
RCZ 2,0 HDi	03.10-		DA 77H DA 74	
Piaggio				
Porter 1,0-1,3	01.95-			DS 45
Porter 1,2-1,4 D	01.95-		DA 63H DA 62H	
Pontiac				
Phoenix, Fiero, Firebird			DA 70L	
Solstice 2,0-2,4; GXP	01.05-12.09		DA 60L	
Trans Am, Grand Am	03.97-		DA 70L	
Porsche				
911 (964, 991, 993, 996, 997) 3,0-3,8	01.63-		DA 77H DA 74	DS 72
911 (997) 3,6-3,8 GT RS	01.04-		DA 100 DA 95H	
911 (997) 3,6-4,0 GT RS Start/Stop	01.04-	DE 92 AGM		
928 4,6-5,4*	09.77-11.95		DA 77H DA 74	DS 72
968 3,0*	06.91-11.95		DA 77T DA 72	DS 70
991 3,0-3,8	06.12-		DA 77H DA 74	
997 GT3	06.04-		DA 77H DA 74	
Boxster (986, 987) 2,5-3,4	09.96-		DA 77H DA 74	DS 72
Boxster 2,5-2,7, S 3,4 Start/Stop	02.10-	DE 80 AGM		
Boxster Spyder (987) 3,4	09.96-		DA 80	
Carrera GT 5,7	07.03-		DA 80	
Cayenne (955) 3,0 TDI	09.02-		DA 100 DA 95H	
Cayenne (955) 3,0 TDI Track&Trace TrackJack	09.02-		DA 110	
Cayenne (955) 3,2-4,8 Turbo	09.02-		DA 100 DA 95H	
Cayenne (955) 3,2-4,8 Tur- bo Track&Trace TrackJack	09.02-		DA 110	
Cayenne 3,0-4,1 TDI Start/Stop**	02.10-	DE 92 AGM DE 105 AGM		
Cayenne 3,0-4,1 TDI Track&Trace TrackJack Start/Stop	02.10-	DE 105 AGM		
Cayenne 3,6-4,8 Turbo Start/Stop**	02.10-	DE 92 AGM DE 105 AGM		
Cayenne 3,6-4,8 Turbo Track&Trace TrackJack Start/Stop	02.10-	DE 105 AGM		
Cayman (987) 2,7-3,4 S	03.05-		DA 77H DA 74	
Cayman (987) 2,7-3,4 S Start/Stop	03.05-	DE 80 AGM		
Cayman (987) R 3,4	03.05-		DA 80	
Macan 3,0-3,6 TFSI, D	03.14-		DA 100 DA 95H	

CARS AND SMALL TRANSPORTERS

Brand/ Model designation	Year of manu- facture	DURACELL Extreme	DURACELL Advanced	DURACELL Starter
Macan 3,0-3,6 TFSI, D Start/Stop	03.14-	DE 92 AGM		
Panamera 3,0-4,8, 3,0 D	04.09-		DA 100 DA 95H	
Panamera 3,0-4,8, 3,0 D Start/Stop	04.09-	DE 92 AGM		
Proton				
Aeroback (C2, C9) 1,3-1,6	01.89-11.96		DA 60L	
Gen 2 (CM) 1,3-1,6	06.04-		DA 60L	
Impian 1,6	09.01-		DA 60L	
Jumbuck Pick-up 1,5	05.02-		DA 60L	
Perdana 600 618-620	01.96-		DA 60L	
Persona (C9) 300 320 D	01.93-		DA 95L	
Persona (C9) 300 FLH 313-316	03.96-		DA 60L	
Persona (C9) 300 FLH 313-318	01.93-		DA 60L	
Persona (C9) 300 LIM 313-316	01.93-		DA 60L	
Persona (C9) 300 LIM 320 D	01.93-		DA 95L	
Saloon (C2) 1,5	01.89-11.96		DA 60L	
Satria (C9) 1,5-1,8	07.00-		DA 60L	
Scimitar Sabre Roadster 1,3-2,0	01.92-12.95		DA 50T DA 44	DS 44
Wira 1,3-1,5	08.00-		DA 60L	
Puch				
G (W461) 230	02.90-		DA 63H DA 62H	DS 62
G (W461) 290 GD,TD	02.90-		DA 95	
G (W463) 230-320	09.89-		DA 63H DA 62H	DS 62
G (W463) 36-55 AMG, 300-350 GD,TD	09.89-		DA 100 DA 95H	DS 95
Renault				
Alaskan (U3MB) 2,3 dCi 160-190 Start/Stop	09.17-	DE 92 AGM		
Avantime (DE0) 2,0-3,0 V6	09.01-05.03		DA 77H DA 74	DS 72
Avantime (DE0) 2,2 dCi	09.01-05.03		DA 77H DA 74	DS 72
Captur (J5, H5) dCi 90	03.13-		DA 77H DA 74	
Captur (J5, H5) dCi 90 Start/Stop	03.13-	DE 70 AGM		
Captur (J5, H5) TCe 90-TCe 120	03.13-		DA 63H DA 62H	
Clio I, II (B/C57, 5/357, B/C/SB0) 1,1-1,4	05.90-04.05		DA 50H DA 50	DS 45H
Clio I, II (B/C57, 5/357, B/C/SB0) 1,5-1,9 D, dCi, dTi	05.90-04.05		DA 77H DA 74	DS 72
Clio I, II (B/C57, 5/357, B/C/SB0) 1,6-2,0	05.90-04.05		DA 63H DA 62H	DS 62
Clio II (BB0, CB0) 3,0 V6	05.90-04.05		DA 77H DA 74	DS 72
Clio III, IV (BR0, CR0, KR0) 0,9-1,2 eco2	05.05-		DA 50H DA 50	
Clio III, IV (BR0, CR0, KR0) 1,5 dCi eco2	05.05-		DA 77H DA 74	
Clio III, IV (BR0, CR0, KR0) 1,6-2,0 eco2	05.05-		DA 63H DA 62H	
Clio IV 0,9, 1,5 dCi Start/Stop	01.12-	DE 70 AGM		
Espace I, II, III (J11, J/S63, JE0) 1,9-3,0 dCi	07.84-10.02		DA 77H DA 74	DS 72
Espace I, II, III (J11, J/S63, JE0) 2,0-2,9 V6	07.84-10.02		DA 63H DA 62H	DS 62
Espace IV (JK0) 1,9-3,0 dCi	11.02-		DA 80	
Espace IV (JK0) 2,0-3,5 V6	11.02-		DA 77H DA 74	
Fluence (L30) 1,5-1,6 dCi eco2	02.10-		DA 77H DA 74	

Brand/ Model designation	Year of manu- facture	DURACELL Extreme	DURACELL Advanced	DURACELL Starter
Fluence (L30) 1,5-1,6 dCi eco2 Start/Stop	02.10-	DE 70 AGM		
Fluence (L30) 1,6-2,0 eco2	02.10-		DA 50H DA 50	
Fluence (L30) Z.E. 70 kW	03.11-		DA 50H DA 50	
Grand Scenic 1,5-1,6 dCi 130 Energy Start/Stop	05.11-	DE 70 AGM		
Grand Scenic II, III (JMO/1, JZO/1) 1,4-1,6 eco2	04.04-		DA 63H DA 62H	DS 62
Grand Scenic II, III (JMO/1, JZO/1) 1,5-2,0 dCi eco2	04.04-		DA 77H DA 74	DS 72
Grand Scenic II, III (JMO/1, JZO/1) 2,0 eco2	04.04-		DA 77H DA 74	DS 70
Kadjar (HA, HL) 1,2-1,6 Start/Stop	06.15-	DE 60 EFB		
Kadjar (HA, HL) 1,5-1,6 dCi Start/Stop	06.15-	DE 70 AGM DE 70 EFB		
Kangoo Z.E. 44 kW	03.17-		DA 50H DA 50	
Kangoo, be bop (KC0, FC0, KW0, FW0) 1,2 eco2	03.98-		DA 50H DA 50	DS 45H
Kangoo, be bop (KC0, FC0, KW0, FW0) 1,4-1,6 eco2	03.98-		DA 63H DA 62H	DS 62
Kangoo, be bop (KC0, FC0, KW0, FW0) 1,5-1,9 dCi, RXED eco2	03.98-		DA 77H DA 74	DS 72
Koleos (HY) 2,0 dCi	09.08-		DA 70	
Koleos (HY) 2,5	09.08-		DA 60	
Laguna I, II, III (B56, K56, BG0/1, KG0/1, KT0/1, DT0/1) 1,5 dCi, dTi eco2	11.93-		DA 77H DA 74	DS 72
Laguna I, II, III (B56, K56, BG0/1, KG0/1, KT0/1, DT0/1) 1,6-2,0 eco2	11.93-		DA 63H DA 62H	DS 62
Laguna I, II, III (B56, K56, BG0/1, KG0/1, KT0/1, DT0/1) 1,9-3,0 dCi, dTi eco2	11.93-		DA 80	
Laguna I, II, III (B56, K56, BG0/1, KG0/1, KT0/1, DT0/1) 2,2-3,0 V6 eco2	11.93-		DA 77H DA 74	DS 72
Latitude (L70) 1,5-1,9 dCi Start/Stop	01.11-	DE 70 AGM		
Latitude (L70) 1,5-2,0 dCi	01.11-		DA 77H DA 74	
Latitude (L70) 1,6-2,0	01.11-		DA 63H DA 62H	
Latitude (L70) 2,5 V6	01.11-		DA 100 DA 95H	
Latitude (L70) 2,5 V6 Start/Stop	01.11-	DE 92 AGM		
Latitude (L70) 3,0 dCi	01.11-		DA 80	
Master I (T, P) 28-35 2,1-2,5 D, TD	08.80-07.98		DA 77H DA 74	DS 72
Master I (T, P) 28-35, 30 2,0-2,2	08.80-07.98		DA 50H DA 50	DS 45H
Master II, III (JD/ND, FD, ED/HD/DU) 1,9-3,0 dTi, dCi	07.98-		DA 100 DA 95H	DS 95
Megane CC (EZ0/1) 1,4	06.10-		DA 50H DA 50	
Megane CC (EZ0/1) 1,5-2,0 dCi	06.10-		DA 77H DA 74	
Megane CC (EZ0/1) 1,5-2,0 dCi Start/Stop	06.10-	DE 70 AGM		
Megane I (BA0, LA0, DA0, EA0, JA0) 1,4-1,6	01.96-08.03		DA 50H DA 50	DS 45H
Megane I (BA0, LA0, DA0, EA0, JA0) 1,8-2,0	01.96-08.03		DA 63H DA 62H	DS 62
Megane I (BA0, LA0, DA0, EA0, JA0) 1,9 D, dTi, dCi, dTi	01.96-08.03		DA 77H DA 74	DS 72
Megane II (BM0, CM0, KM0, EM0) 1,4-2,0	11.02-10.08		DA 63H DA 62H	DS 62

* mit Bodenleistenadapter Art.Nr. 305002030101/with base hold-down adapter Art.No. 305002030101 ** bitte Originalbatterie prüfen, da unterschiedliche Batteriegröße/-technologie verbaut sein kann. In erster Linie abhängig von der elektrischen Zusatzausstattung. (VRLA = AGM, AFB/ECM = EFB) / Please check the original battery, as differing battery sizes and technologies may be installed. The battery choice depends primarily upon the electrical extras. (VRLA = AGM, AFB/ECM = EFB) *** mit Polhülsen Dünn-DIN Art.Nr. 1020001300+1020001400/with terminal covers thin-DIN Art.No. 1020001300+1020001400 **** noch nicht verfügbar im Duracell Sortiment/not yet available in the Duracell assortment



Brand/ Model designation	Year of manu- facture	DURACELL Extreme	DURACELL Advanced	DURACELL Starter
Megane II (BM0, CM0, KM0, EM0) 1,5-2,0 dCi	11.02-10.08		DA 77H DA 74	DS 72
Megane III (BZ0, KZ0/1, DZ0) 1,4-1,6 eco2	11.08-		DA 50H DA 50	
Megane III (BZ0, KZ0/1, DZ0) 1,9-2,0 dCi eco2	11.08-		DA 77H DA 74	
Megane III (BZ0, KZ0/1, DZ0) 2,0; 1,5 dCi eco2	11.08-		DA 63H DA 62H	
Megane Scenic I (JA0/1) 1,6; 1,9 D, dT, dTi	01.97-09.99	DE 70 AGM		
Messenger RVI B 80.35-80.45, 120.35 D, TD	01.83-06.99		DA 100 DA 95H	DS 95
Modus (F/JPO) 1,2-1,6 eco2	12.04-		DA 63H DA 62H	DS 62
Modus (F/JPO) 1,5 dCi eco2	12.04-		DA 77H DA 74	DS 72
R 19 I, II (L53, B/C53, D53, 853) 1,9 D, TD	01.88-09.96		DA 77H DA 74	DS 72
R 19 I, II (L53, B/C53, D53, 853) 1,3-1,7	01.88-09.96		DA 50H DA 50	DS 45H
R 19 I, II (L53, B/C53, D53, 853) 1,8	01.88-09.96		DA 63H DA 62H	DS 62
R 5, Super 5 (B/C30)	10.83-12.96		DA 50H DA 50	DS 45H
Rapid (F30, G30) 1,1-1,3	07.85-03.98		DA 50H DA 50	DS 45H
Rapid (F30, G30) 1,6-1,9 D	07.85-03.98		DA 63H DA 62H	DS 62
Safrane I, II (B53) 2,1-2,5 dT	03.92-12.00		DA 100 DA 95H	DS 95
Safrane I, II (B54) 2,0-2,5	03.92-12.00		DA 63H DA 62H	DS 62
Safrane I, II (B54) 2,9-3,0 V6	03.92-12.00		DA 77H DA 74	DS 72
Scenic I (JA0/1) 1,4-1,6	09.99-08.03		DA 50H DA 50	DS 45H
Scenic I (JA0/1) 1,8-2,0	09.99-08.03		DA 63H DA 62H	DS 62
Scenic I (JA0/1) 1,9 dTi, dCi	09.99-08.03		DA 77H DA 74	DS 72
Scenic II, III (JA0/1, JZ0/1) 1,5 dCi eco2	06.03-		DA 63H DA 62H	DS 62
Scenic II, III (JA0/1, JZ0/1) 1,6-2,0 eco2	06.03-		DA 63H DA 62H	DS 62
Scenic II, III (JM0/1, JZ0/1) 1,4 eco2	04.04-		DA 50H DA 50	DS 45H
Scenic II, III (JM0/1, JZ0/1) 1,9-2,0 dCi eco2	06.03-		DA 77H DA 74	DS 72
Scenic III (JZ0/1) 1,6 dCi 130 Energy Start/Stop	05.11-	DE 70 AGM		
Sport Spider (EF0) 2,0 16V	03.95-10.99		DA 63H DA 62H	DS 62
Talisman (L2M, KP) 1,5-1,6 dCi Start/Stop	02.16-	DE 70 AGM DE 70 EFB		
Talisman (L2M, KP) 1,6 Start/Stop	02.16-	DE 60 EFB		
Thalia (LB0/1/2_) 1,2	02.98-		DA 50H DA 50	DS 45H
Thalia (LB0/1/2_) 1,4-1,6	02.98-		DA 63H DA 62H	DS 62
Thalia (LB0/1/2_) 1,5 dCi	02.98-		DA 77H DA 74	DS 72
Thalia (LB0/1/2_) 1,9 D, dCi; 3,0 V6 Start/Stop	02.98-	DE 70 AGM		
Thalia (LB0/1/2_) 2,0	02.98-		DA 63H DA 62H	DS 62
Trafic I, II (TXW, TXX, PXX, JL, FL, EL) 1,7-2,2	03.89-		DA 63H DA 62H	DS 62
Trafic I, II (TXW, TXX, PXX, JL, FL, EL) 1,9-2,5 D, dCi, dTi	03.89-		DA 80	
Twingo I, II, III, IV (C06, S06, CN0) 1,2-1,6 Turbo eco2	03.93-		DA 50H DA 50	DS 45H
Twingo IV (CN0) 1,5 dCi eco2	03.07-		DA 63H DA 62H	

Brand/ Model designation	Year of manu- facture	DURACELL Extreme	DURACELL Advanced	DURACELL Starter
Twizy Z.E. 4-13 kW	05.11-		DA 50H DA 50	
Vel Satis (BJ0) 2,0	06.02-03.03		DA 77H DA 74	
Vel Satis (BJ0) 2,0	04.03-		DA 80	
Vel Satis (BJ0) 2,2-3,0 dCi	06.00-06.02		DA 77H DA 74	
Vel Satis (BJ0) 2,2-3,0 dCi	05.02-		DA 80	
Vel Satis (BJ0) 3,5 V6	06.00-06.02		DA 77H DA 74	
Vel Satis (BJ0) 3,5 V6	07.02-		DA 80	
Wind (E4M) 1,2-1,6	09.10-		DA 50H DA 50	
ZOE Z.E. 65 kW	12.12-		DA 50H DA 50	
Rolls-Royce				
Corniche Cabriolet 6,8	01.03-		DA 100 DA 95H	
Ghost 6,6 V12	01.08-		DA 100 DA 95H	
Ghost 6,6 V12 Start/Stop	01.08-	DE 92 AGM		
Phantom 6,75	05.03-		DA 100 DA 95H	
Phantom 6,75 Start/Stop	05.03-	DE 92 AGM		
Silver Seraph 5,4	01.03-		DA 100 DA 95H	
Rover				
100 (XP) Cabrio 111-114	03.93-12.98		DA 50H DA 50	DS 45H
100 (XP) Cabrio 114-115 D	03.93-12.98		DA 63H DA 62H	DS 62
200 (RF) 214-216	11.95-03.00		DA 50H DA 50	DS 45H
200 (RF) 218	11.95-03.00		DA 63H DA 62H	DS 62
200 (RF) 220 D, SD, SDi	11.95-03.00		DA 63H DA 62H	DS 62
200 (XH) 214-216	03.85-09.89		DA 50H DA 50	DS 45H
200 (XW) 214-220	10.89-10.95		DA 50H DA 50	DS 45H
200 (XW) 218 TD	10.89-10.95		DA 63H DA 62H	DS 62
200 (XW) Coupe 216-220	10.92-		DA 50H DA 50	DS 45H
25 (RF) 1,4-1,8	10.99-05.05		DA 63H DA 62H	DS 62
25 (RF) 2,0 iDT	10.99-05.05		DA 77H DA 74	DS 72
400 (RT) 414-416	05.95-03.00		DA 50H DA 50	DS 45H
400 (RT) 420	05.95-03.00		DA 63H DA 62H	DS 62
400 (RT) 420 D, Di	05.95-03.00		DA 77H DA 74	DS 72
400 (XW) 414	03.90-03.95		DA 50H DA 50	DS 45H
400 (XW) 416-420	03.90-03.95		DA 63H DA 62H	DS 62
400 (XW) 418-420 D, TD	03.90-03.95		DA 77H DA 74	DS 72
400 (XW) Tourer 1,6-2,0	09.93-11.98		DA 50H DA 50	DS 45H
400 (XW) Tourer 1,8 TD	09.93-11.98		DA 77H DA 74	DS 72
45 (RT) 1,4-2,0	02.00-05.05		DA 63H DA 62H	DS 62
45 (RT) 2,0 iDT	02.00-05.05		DA 77H DA 74	DS 72
600 (RH) 618	08.93-02.99		DA 50H DA 50	DS 45H
600 (RH) 620 Sdi	08.93-02.99		DA 77H DA 74	DS 72

CARS AND SMALL TRANSPORTERS

Brand/ Model designation	Year of manu- facture	DURACELL Extreme	DURACELL Advanced	DURACELL Starter
600 (RH) 620-623	08.93-02.99		DA 63H DA 62H	DS 62
75 (RJ) 1,8-2,0 V6	08.01-05.05		DA 63H DA 62H	DS 62
75 (RJ) 2,0 CDTi	08.01-05.05		DA 77H DA 74	DS 72
75 (RJ) 2,5 V6	08.01-05.05		DA 77H DA 74	DS 72
75 (RT) 1,8-2,5 V6	02.99-05.05		DA 77H DA 74	DS 72
75 (RT) 2,0 CDTi	02.99-05.05		DA 77H DA 74	DS 72
800 820-827	10.86-02.99		DA 63H DA 62H	DS 62
800 825 D, SD	10.86-02.99		DA 77H DA 74	DS 72
Cabriolet (XW) 214-216	01.92-11.99		DA 50H DA 50	DS 45H
Cityrover 1,4	01.04-06.05		DA 63H DA 62H	DS 62
Defender (LD) 2,5 TD5 4WD	09.90-		DA 70L	
Defender (LD) 90, 110 TDI	09.90-		DA 70L	
Defender(LD) V8	09.90-		DA 95L	
Discovery II (LJ, LT) 2,0; 3,9-4,0 V8; 2,5 TD	06.94-09.04		DA 70L	
Discovery III (TAA) 2,7 TD, 4,4	10.04-09.10		DA 100 DA 95H	
Discovery IV 2,7 TD, 4,4	10.10-		DA 100 DA 95H	
Freelander II (FA) 2,0-2,2 TD4 Start/Stop**	02.08-	DE 70 AGM DE 80 AGM		
Freelander I (LN) 1,8-2,5	02.98-		DA 63H DA 62H	DS 62
Freelander I (LN) 2,0 Di; TD4	02.98-		DA 77H DA 74	DS 72
Freelander II (FA) 2,2-3,2; 2,2 TD4 4x4	02.06-		DA 77H DA 74	
Maestro 1,3	09.90-01.95		DA 50T DA 44	DS 44
Maestro 1,6	09.90-01.95		DA 50T DA 44	DS 44
Maestro 2,0 D, TD	09.90-01.95		DA 77H DA 74	DS 72
MGF (RD) 1,8	03.95-03.02		DA 63H DA 62H	DS 62
Mini MK I 1000-1300	01.91-05.01			DS 45
Mini MK I Cabrio	09.92-05.01			DS 45
Range Rover Evoque 2,0; 2,2 D4, TD4, SD4 Start/Stop	06.11-	DE 80 AGM		
Range Rover I 2,4 D, TD; 2,5 TD, TDI; 3,5-4,3	07.70-07.94		DA 95L DA 70L	
Range Rover II (LP) 3,9-4,6	07.94-03.02		DA 95L DA 70L	
Range Rover III (LM) 3,0 TD, 4-2,4,4	03.02-		DA 100 DA 95H	
Range Rover III (LM) 3,6 TD; 5,0 V8	03.02-		DA 110	
Range Rover III (LM) 3,6 TD; 5,0 V8 Start/Stop**	03.02-	DE 92 AGM DE 105 AGM		
Range Rover Sport (LS) 2,7 TDVM, 4,2-5,0; 3,6 TD	02.05-		DA 110	
Range Rover Sport (LS) 2,7 TDVM, 4,2-5,0; 3,6 TD Start/Stop**	02.05-	DE 92 AGM DE 105 AGM		
Range Rover Sport (LW) 3,0-5,0; 3,0 TD Start/Stop	01.13-	DE 92 AGM		
Streetwise 1,4	08.03-05.05		DA 63H DA 62H	DS 62
Streetwise 2,0 TD	08.03-05.05		DA 77H DA 74	DS 72
Saab				
900 II 2,0-2,3; Coupe, Convertible	07.93-02.98		DA 63H DA 62H	DS 62

Brand/ Model designation	Year of manu- facture	DURACELL Extreme	DURACELL Advanced	DURACELL Starter
900 II 2,5; Coupe, Convertible	07.93-02.98		DA 77H DA 74	DS 72
9000 2,0	09.83-12.98		DA 63H DA 62H	DS 62
9000 2,3-3,0	09.83-12.98		DA 77H DA 74	DS 72
9-3 (YS3D) 1,8-2,3; Cabriolet	02.98-08.03		DA 63H DA 62H	DS 62
9-3 (YS3D) 1,9-2,2 TiD	02.98-09.02		DA 100 DA 95H	DS 95
9-3 (YS3F) 1,8-2,8; X, Cabriolet, Kombi	02.09-		DA 63H DA 62H	
9-3 (YS3F) 1,9; X, Cabriolet, Kombi TiD, TTiD	02.09-		DA 77H DA 74	
9-5 (YS3E) 1,9-3,0; Kombi TiD	09.97-		DA 77H DA 74	DS 72
9-5 (YS3E) 2,0-3,0; Kombi	09.97-		DA 77H DA 74	DS 72
9-7X 4,2-6,0	03.05-12.08		DA 77H DA 74	
9-7X TiD 1,9-3,0; Kombi TiD	03.05-12.08		DA 77H DA 74	
Scion				
bbX, tC, xB	03.07-		DA 60	
FR-S (GT86) 2,0	09.12-		DA 60	
xA, xD, iQ	03.07-		DA 45	
Seat				
Alhambra (710) 1,4-2,0 TSI	01.10-		DA 63H DA 62H	
Alhambra (710) 1,4-2,0 TSI Start/Stop**	01.10-	DE 60 EFB		
Alhambra (710) 2,0 TDI	01.10-		DA 77H DA 74	
Alhambra (710) 2,0 TDI Start/Stop**	01.10-	DE 70 AGM DE 70 EFB		
Alhambra (7V8, 7V9) 1,8-2,0	03.96-		DA 63H DA 62H	DS 62
Alhambra (7V8, 7V9) 1,8-2,0 Ecomotive Start/Stop**	03.05-	DE 60 EFB		
Alhambra (7V8, 7V9) 1,9- 2,0 TDI	03.96-		DA 100 DA 95H	DS 95
Alhambra (7V8, 7V9) 1,9-2,0 TDI Ecomotive Start/Stop	03.05-	DE 92 AGM		
Alhambra (7V8, 7V9) 2,8 V6	03.96-		DA 77H DA 74	DS 72
Alhambra (7V8, 7V9) 2,8 V6 Ecomotive Start/Stop**	03.05-	DE 70 AGM DE 70 EFB		
Altea (5P1, 5P5), -Freerak 1,4-2,0	03.04-		DA 63H DA 62H	DS 62
Altea (5P1, 5P5), -Freerak 1,6-2,0 TDI	03.04-		DA 77H DA 74	DS 72
Altea -Freerak 1,4-2,0 Ecomotive Start/Stop**	10.09-	DE 60 EFB		
Altea, -Freerak 1,6-2,0 TDI Ecomotive Start/Stop**	10.09-	DE 70 AGM DE 70 EFB		
Arona (KJ7) 1,0-1,5 TSI Ecomotive Start/Stop	07.17-	DE 60 EFB		
Arona (KJ7) 1,6 TDI Ecomotive Start/Stop	07.17-	DE 70 EFB DE 70 AGM		
Arosa (6H) 1,0-1,4	05.97-06.04		DA 50H DA 50	DS 45H
Arosa (6H) 1,2-1,7 SDI, TDI	05.97-06.04		DA 63H DA 62H	DS 62
Ateca (KH7) 1,0-1,5 TSI Ecomotive Start/Stop	05.16-	DE 60 EFB		
Ateca (KH7) 1,6-2,0 TDI Ecomotive Start/Stop	05.16-	DE 70 EFB DE 70 AGM		
Ateca (KH7) 2,0 TSI, Cupra Ecomotive Start/Stop	05.16-	DE 70 EFB DE 70 AGM		
Cordoba (6K2/C2, 6K5) 1,0-1,6*	02.93-06.99		DA 63T DA 60T	DS 60
Cordoba (6K2/C2, 6K5) 1,7-1,9 TD, TDI, SDI*	02.93-12.02		DA 77T DA 72	DS 70

* mit Bodenleistenadapter Art.Nr. 305002030101/with base hold-down adapter Art.No. 305002030101 ** bitte Originalbatterie prüfen, da unterschiedliche Batteriegröße/-technologie verbaut sein kann. In erster Linie abhängig von der elektrischen Zusatzausstattung. (VRLA = AGM, AFB/ECM = EFB) / Please check the original battery, as differing battery sizes and technologies may be installed. The battery choice depends primarily upon the electrical extras. (VRLA = AGM, AFB/ECM = EFB) *** mit Polhülsen Dünn-DIN Art.Nr. 1020001300+1020001400/with terminal covers thin-DIN Art.No. 1020001300+1020001400 **** noch nicht verfügbar im Duracell Sortiment/not yet available in the Duracell assortment



Brand/ Model designation	Year of manu- facture	DURACELL Extreme	DURACELL Advanced	DURACELL Starter
Cordoba (6K5) 1,0-1,6*	02.93-12.02		DA 63T DA 60T	DS 60
Cordoba (6K5) 1,7-1,9 TD, TDI, SDI*	02.93-12.02		DA 77T DA 72	DS 70
Cordoba (6L2) 1,2	09.02-		DA 50H DA 50	DS 45H
Cordoba (6L2) 1,4-1,9 TD, TDI, SDI	09.02-		DA 77H DA 74	DS 72
Cordoba (6L2) 1,4-2,0	09.02-		DA 63H DA 62H	DS 62
Exeo, ST (3R2, 3R5) 1,6-2,0	06.09-		DA 63H DA 62H	
Exeo, ST (3R2, 3R5) 1,6-2,0 Ecomotive Start/Stop**	06.09-	DE 60 EFB		
Exeo, ST (3R2, 3R5) 2,0 TDI	06.09-		DA 77H DA 74	
Exeo, ST (3R2, 3R5) 2,0 TDI Ecomotive Start/Stop**	06.09-	DE 70 AGM DE 70 EFB		
Ibiza III, IV, V (6J5, 6J1) 1,0- 1,6 Ecomotive Start/Stop**	03.08-	DE 60 EFB		
Ibiza III, IV, V (6J5, 6J1) 1,4-2,0 TDI Ecomotive Start/Stop**	03.08-	DE 70 AGM DE 70 EFB		
Ibiza III, IV, V (6J5, 6J1) 1,8 20V Ecomotive Start/Stop**	03.08-	DE 60 EFB		
Ibiza III, IV, V (6K1, 6L1, 6J5, 6J1) 1,0-1,6	08.99-		DA 50H DA 50	DS 45H
Ibiza III, IV, V (6K1, 6L1, 6J5, 6J1) 1,4-2,0 SDI, TDI	08.99-		DA 77H DA 74	DS 72
Ibiza III, IV, V (6K1, 6L1, 6J5, 6J1) 1,8-2,0 20V	08.99-		DA 63H DA 62H	DS 62
Leon (1M1, 1P1, 5F) 1,2-1,4	11.99-		DA 50H DA 50	DS 45H
Leon (1M1, 1P1, 5F) 1,6-2,0; 2,8 Cupra	11.99-		DA 63H DA 62H	DS 62
Leon (1M1, 1P1, 5F) 1,9-2,0 SDI, TDI	11.99-		DA 77H DA 74	DS 72
Leon (1P1, 5F) 1,4-2,0; 2,8 Cupra Ecomotive Start/Stop**	01.10-	DE 60 EFB		
Leon (1P1, 5F) 1,9-2,0 SDI, TDI Ecomotive Start/Stop**	01.10-	DE 70 AGM DE 70 EFB		
Mii (KF1) 1,0-1,4, EcoFuel	11.11-		DA 42	
Toledo I (1L) 1,6-2,0*	01.91-03.99		DA 63T DA 60T	DS 60
Toledo I (1L) 1,9 D, SDI, TD, TDI*	01.91-03.99		DA 77T DA 72	DS 70
Toledo II, III, IV (1M2, 5P2, KG3) 1,4-1,8	04.99-		DA 50H DA 50	DS 45H
Toledo II, III, IV (1M2, 5P2, KG3) 1,9-2,0 TDI	03.99-		DA 77H DA 74	DS 72
Toledo II, III, IV (1M2, 5P2, KG3) 2,3 V5	04.99-		DA 63H DA 62H	DS 62
Skoda				
Citigo 1,0-1,4, CNG	09.11-		DA 42	
Fabia (6Y) 1,0-1,4	08.99-		DA 50H DA 50	DS 45H
Fabia (6Y) 1,2-1,6 Green- Line Start/Stop**	04.10-	DE 60 EFB		
Fabia (6Y) 1,2-1,9 SDI, TDI GreenLine Start/Stop**	04.10-	DE 70 AGM DE 70 EFB		
Fabia (6Y) 1,4-1,9 SDI, TDI	08.99-		DA 77H DA 74	DS 72
Fabia (6Y) 1,6-2,0	08.99-		DA 63H DA 62H	DS 62
Fabia (6Y) 2,0 GreenLine Start/Stop**	04.10-	DE 60 EFB		
Favorit, Forman (781, 785, 787)	05.89-06.97		DA 63H DA 62H	DS 62
Felicia I, II (791, 795, 797, 6U1, 6U5) 1,3-1,6	10.94-06.01		DA 50H DA 50	DS 45H
Felicia I, II (791, 795, 797, 6U1, 6U5) 1,9 D	10.94-06.01		DA 63H DA 62H	DS 62
Karoq (NU7) 1,0-1,5 TSI GreenLine Start/Stop	07.17-	DE 60 EFB		

Brand/ Model designation	Year of manu- facture	DURACELL Extreme	DURACELL Advanced	DURACELL Starter
Karoq (NU7) 1,6-2,0 TDI GreenLine Start/Stop	07.17-	DE 70 EFB DE 70 AGM		
Kodiaq (NS7) 1,4 TSI Green- Line Start/Stop	10.16-	DE 60 EFB		
Kodiaq (NS7) 2,0 TDI Green- Line Start/Stop	10.16-	DE 70 EFB DE 70 AGM		
Kodiaq (NS7) 2,0 TSI Green- Line Start/Stop	10.16-	DE 70 EFB DE 70 AGM		
Octavia (1U2, 1U5, 1Z3, 1Z5, 5E) 1,4-1,6, -Scout	09.96-		DA 50H DA 50	DS 45H
Octavia (1U2, 1U5, 1Z3, 1Z5, 5E) 1,4-1,6, -Scout Green Line Start/Stop**	04.10-	DE 60 EFB		
Octavia (1U2, 1U5, 1Z3, 1Z5, 5E) 1,6-2,0 SDI, TDI, -Scout	09.96-		DA 77H DA 74	DS 72
Octavia (1U2, 1U5, 1Z3, 1Z5, 5E) 1,6-2,0 SDI, TDI, -Scout GreenLine Start/Stop**	04.10-	DE 70 AGM DE 70 EFB		
Octavia (1U2, 1U5, 1Z3, 1Z5, 5E) 1,8-2,0, -Scout	09.96-		DA 63H DA 62H	DS 62
Octavia (1U2, 1U5, 1Z3, 1Z5, 5E) 1,8-2,0, -Scout GreenLine Start/Stop**	04.10-	DE 60 EFB		
Rapid 1,2-1,4	01.13-		DA 50H DA 50	
Rapid 1,2-1,4 TSI GreenTec Start/Stop**	01.13-	DE 60 EFB		
Rapid 1,6 TDI	01.13-		DA 77H DA 74	
Rapid 1,6 TDI GreenTec Start/Stop**	01.13-	DE 70 AGM DE 70 EFB		
Roomster, -Scout, -Praktik (5J) 1,2 SDI, TDI	03.06-		DA 63H DA 62H	
Roomster, -Scout, -Praktik (5J) 1,2-1,4	03.06-		DA 50H DA 50	
Roomster, -Scout, -Praktik (5J) 1,2-1,6 GreenLine Start/Stop**	04.10-	DE 60 EFB		
Roomster, -Scout, -Praktik (5J) 1,4-1,9 SDI, TDI	03.06-		DA 77H DA 74	
Roomster, -Scout, -Praktik (5J) 1,4-1,9 SDI, TDI Green- Line Start/Stop**	04.10-	DE 70 AGM DE 70 EFB		
Roomster, -Scout, -Praktik (5J) 1,6	03.06-		DA 63H DA 62H	
Superb (3U4, 3T4, 3T5) 1,6-2,5 TDI GreenLine Start/Stop**	04.10-	DE 70 AGM DE 80 AGM		
Superb (3U4, 3T4, 3T5) 1,8-2,8 V6 GreenLine Start/Stop**	04.10-	DE 70 AGM DE 70 EFB		
Superb (3U4, 3T4, 3T5) 1,4	02.02-		DA 63H DA 62H	
Superb (3U4, 3T4, 3T5) 1,6 TDI	02.02-		DA 77H DA 74	
Superb (3U4, 3T4, 3T5) 1,8-2,8 V6	02.02-		DA 77H DA 74	
Superb (3U4, 3T4, 3T5) 1,9-2,5 TDI	02.02-		DA 80	
Superb (3U4, 3T4, 3T5) 3,6 V6	02.02-		DA 80	
Yeti (5L) 1,2	09.09-		DA 50H DA 50	
Yeti (5L) 1,4-1,8	09.09-		DA 63H DA 62H	
Yeti (5L) 2,0 TDI	09.09-		DA 77H DA 74	
Yeti (5L) 2,0 TDI GreenLine Start/Stop**	04.10-	DE 70 AGM DE 70 EFB		
Yeti (5L9) 1,2-1,8 GreenLine Start/Stop**	04.10-	DE 60 EFB		
Smart Car				
Smart forfour (454) 1,1-1,5	04.04-		DA 50H DA 50	DS 45H

CARS AND SMALL TRANSPORTERS

Brand/ Model designation	Year of manu- facture	DURACELL Extreme	DURACELL Advanced	DURACELL Starter
Smart forfour (454) 1,5 CDI	04.04-		DA 77H DA 74	DS 72
Smart forfour (454) Electric Drive 55-60 kW	07.09-		DA 50H DA 50	
Smart formore 1,1-1,3	03.06-		DA 50H DA 50	
Smart formore 1,5 CDI	03.06-		DA 63H DA 62H	
Smart fortwo (MC01, 450, 452, 453) 0,6-1,0 Crossblade, Roadster, -Coupé, City-Coupé, Cabrio	07.98-		DA 50H DA 50	DS 45H
Smart fortwo (MC01, 450, 452, 453) 0,8 CDI City-Coupé, Cabrio	07.98-		DA 63H DA 62H	DS 62
Smart fortwo (MC01, 450, 452, 453) 1,0; 0,8 CDI Start/Stop**	07.09-	DE 60 EFB		
Smart fortwo (MC01, 450, 452, 453) Electric Drive 55-60 kW	07.09-		DA 50H DA 50	
SMT				
Trike 1,6-5,0	01.99-		DA 50T DA 44	DS 44
SsangYong				
Actyon (QJ) 2,3 4x4; 200 Xdi, 2,0 Xdi Sports	10.06-		DA 95L	
Actyon (QJ) 2,3; 2,0 Xdi	10.06-		DA 70L	
Chairman (HAT) 2,3	07.97-		DA 70L	
Chairman (HAT) 2,8-3,2	07.97-		DA 95L	
Family	96-		DA 60L	
Family D, TD	93-		DA 95L	
Istana 2,3; 2,9 D	06.95-		DA 95L	
Kallista 2,9 i V6	01.93-		DA 95L	
Korando (K3, K4, KJ) 2,0-3,2; 2,3-2,9 D, TD TDiC	12.88-		DA 95L	
Kyron 2,0-2,7 Xdi	06.05-		DA 95L	
Musso (FJ) 2,0-3,2	10.95-		DA 60	
Musso (FJ) 2,3-2,9 D, TD, TDiC	10.95-		DA 95L	
Rexton (GAB) 2,3-3,2; 2,7-2,9 Xdi, D, TD	04.02-		DA 95L	
Rodius 2,7 Xdi	01.05-		DA 95L	
Stavic 2,7-3,2 sXDi	02.05-		DA 95L	
Tivoli 1,6	03.15-		DA 60	
Tivoli 1,6 XDi 160	03.15-		DA 70	
XLV 160 e-XDi	04.16-		DA 70	
XLV 160 e-XGi	04.16-		DA 60	
Subaru				
BRZ (GT86) 2,0	09.12-		DA 60	
Forester (SF) 2,0-2,5	08.97-09.02		DA 60	
Forester (SG) 2,0-2,5	09.02-		DA 63H DA 62H	DS 62
Forester (SG, SH) 2,0-2,5	01.08-		DA 60	
Forester (SH) 2,0 D	01.08-		DA 95	
Forester (SJ) 2,0 D, X, XT	01.13-		DA 70	
Impreza (GD, GF, GG) 1,6-2,5	12.00-		DA 60	
Impreza (GD, GF, GG) 2,0 D	12.08-		DA 70	
Impreza (GD, GF, GG) 2,0 WRX STi	12.00-		DA 63H DA 62H	DS 62
Impreza (GFC, GC, GF) 1,6-2,0	08.92-12.00		DA 60	
Impreza (GR) Hatchback 1,5-2,5	01.08-		DA 60	
Impreza (GR) Hatchback 2,0 D	01.08-		DA 95	
Impreza 2,0 D	03.12-		DA 95	
Justy I (KAD) 1,0-1,2	11.83-10.95		DA 40	
Justy II (JMA; MS) 1,3	10.95-11.03		DA 45	
Justy III (G3X) 1,3-1,5	09.03-		DA 50T DA 44	DS 44
Justy IV 1,0	01.07-12.11		DA 40	

Brand/ Model designation	Year of manu- facture	DURACELL Extreme	DURACELL Advanced	DURACELL Starter
Justy IV 1,0	01.07-12.11		DA 50T DA 44	
Justy IV 1,3 AWD	01.07-12.11		DA 45L	
Legacy I, II, III, IV, V (BC, BJFM BDM, BG, BE, BH) 1,6-3,0	01.89-		DA 60	
Legacy IV, V (BE, BH) 2,0 D	09.03-		DA 95	
Outback I, II, III, IV (BE, BH, BL, BP, BM, BR) 2,0-3,6	01.00-		DA 60	
Outback III, IV (BL, BP, BM, BR) 2,0 D	09.03-		DA 70	
Outback III, IV (BL, BP, BM, BR) 2,0 D	09.03-		DA 95	
SVX (CX) 3,3 i	09.92-12.97		DA 60L	
Trezia 1,3-1,5; 1,4 D	03.11-		DA 70	
Trezia 1,3-1,5; 1,4 D Start/Stop	03.11-	DE 60 EFB		
Tribeca (B9) 3,0-3,6	01.05-		DA 60	
Vivio 0,7 660	03.92-10.95		DA 40	
WRX 2,5 Sti	06.14-		DA 60	
XV 1,6-2,0	12.11-		DA 60	
XV 2,0 D	12.11-		DA 95	
Suzuki				
Alto II, III (EC, EF) 0,5-1,0	01.86-06.02		DA 40	
Alto IV (GF) 1,0	01.09-		DA 40B	
Alto IV, V (FF, GF) 0,5-1,0	06.02-		DA 45	
Baleno (EG) 1,3-1,6	07.95-		DA 40L	
Baleno (EG) 1,8	07.95-		DA 45L	
Baleno (EG) 1,9 TD	07.95-		DA 70	
Baleno Schrägheck, Kombi (EG) 1,9 TD	07.95-		DA 70	
Cappuccino (EA) 0,7	08.93-08.95		DA 40L	
Carry (FD) 1,3	02.99-		DA 40L	
Celerio 1,0	11.14-		DA 40	
Grand Vitara I, II (FT, GT, JB) 1,3-2,7	03.98-		DA 60	
Grand Vitara I, II (FT, GT, JB) 1,9 DDiS, 2,0 TD, HDi; 3,2	03.98-		DA 95	
Ignis I, II (FH) 1,3-1,5	10.00-09.03		DA 50T DA 44	DS 44
Ignis II 1,3	09.03-		DA 45	
Ignis II 1,3 DDiS	09.03-		DA 77T DA 72	DS 70
Jimny (FJ) 0,7-1,3	09.98-		DA 45L 45 23	
Jimny (FJ) 1,5 DDiS	09.98-		DA 60	
Kizashi (FR) 2,4	09.10-		DA 70	
Liana (ER) 1,3-2,3	07.01-12.07		DA 45	
Liana (ER) 1,4 DDiS	07.01-12.07		DA 70	
Samurai (SJ) 1,0-1,3	11.88-12.04		DA 40L	
Samurai (SJ) 1,9 TD	11.88-12.04		DA 70	
Splash 1,0-1,2	03.08-		DA 50T DA 44	
Splash 1,3 DDiS	03.08-		DA 63T DA 60T	
Swift I, II (AA/AB/AH/AJ, EA, MA) 1,0-1,6	10.83-05.01		DA 40L	
Swift II Cabriolet (SF413) 1,3	09.91-10.96		DA 40L	
Swift III (MZ, EZ) 1,3 (66 kW)	02.05-		DA 40L	
Swift III (MZ, EZ) 1,3 (68 kW) - 1,6	02.05-		DA 50T DA 44	
Swift III (MZ, EZ) 1,3 DDiS	02.05-		DA 63T DA 60T	
Swift IV (FZ, NZ) 1,2 (66 kW) - 1,6	09.10-		DA 50H DA 50	
Swift IV (FZ, NZ) 1,2 (69 kW)	09.10-		DA 63H DA 62H	
Swift IV (FZ, NZ) 1,2-1,6, 1,3 DDiS Start/Stop****	09.10-	AGM H4 EFB H4		
SX4 (GY) 1,3-2,0 Saloon	04.06-		DA 63T DA 60T	
SX4 (GY) 1,6-2,0 DDiS	04.06-		DA 77H DA 74	

* mit Bodenleistenadapter Art.Nr. 305002030101/with base hold-down adapter Art.Nr. 305002030101 ** bitte Originalbatterie prüfen, da unterschiedliche Batteriegröße/-technologie verbaut sein kann. In erster Linie abhängig von der elektrischen Zusatzausstattung. (VRLA = AGM, AFB/ECM = EFB) / Please check the original battery, as differing battery sizes and technologies may be installed. The battery choice depends primarily upon the electrical extras. (VRLA = AGM, AFB/ECM = EFB) *** mit Polhülsen Dünn-DIN Art.Nr. 1020001300+1020001400/with terminal covers thin-DIN Art.Nr. 1020001300+1020001400 **** noch nicht verfügbar im Duracell Sortiment/not yet available in the Duracell assortment



Brand/ Model designation	Year of manu- facture	DURACELL Extreme	DURACELL Advanced	DURACELL Starter
Vitara (ET, TA) 1,6	07.88-10.02		DA 40L	
Vitara (ET, TA) 1,9-2,0 D, TD, DDiS	07.88-10.02		DA 70	
Vitara (ET, TA) 2,0-2,5	07.88-10.02		DA 45L	
Wagon R+ (EM) 1,0-1,2	02.98-05.00		DA 40	
Wagon R+ (EM) 1,2 4WD, 1,3 VVTi	02.98-05.00		DA 50T DA 44	DS 44
Wagon R+ (MM) 0,7-1,3; 1,3 DDiS	05.00-		DA 40	
Wagon R+ (MM) 1,3 4WD	05.00-		DA 50T DA 44	DS 44
X-90 (EL) 1,6	09.95-12.97		DA 40	
Tata				
Indica	01.99-		DA 60L	
Indigo (4V2) 1,4; 1,4 D, TD	01.03-		DA 60	
Nano 0,6	03.09-		DA 40	
Pickup Telcoline TDI, 3x3	01.99-		DA 95L	
Safari 3x3	01.99-		DA 95L	
Tatra				
613	03.75-09.95			
700	03.96-		DA 100 DA 95H	DS 95
Telco 307D, TDi	03.96-		DA 100 DA 95H	DS 95
Telco, Telcoline, -sport	03.93-		DA 77H DA 74	DS 72
Tesla				
3, Roadster, S, Y, X - alle Modelle/all models****	07.06-	33Ah AGM		
Toyota				
4 Runner (N130) 2,4 Turbo-D	08.87-03.96		DA 70L	
4 Runner (N130) 2,4-3,0	08.87-03.96		DA 70L	
4 Runner (N130) 2,8-3,0 Turbo-D, TDi	08.87-03.96		DA 95L	
4 Runner (N130) 3,4 4x4	08.87-03.96		DA 95L	
Auris 1,33-1,8 (Jap. assy.)	03.07-		DA 63H DA 62H	
Auris 1,33-1,8 (Jap. assy.) Start/Stop**	12.08-	DE 60 EFB		
Auris 1,4-2,2 D-4D (UK assy.)	03.07-		DA 77H DA 74	
Auris 1,4-2,2 D-4D (UK assy.) Start/Stop**	12.08-	DE 70 EFB DE 70 AGM		
Auris 1,8 Hybrid	01.12-		DA 40B	
Avensis (T22, T25, T27) 1,6-2,4	09.97-		DA 63H DA 62H	DS 62
Avensis (T22, T25, T27) 2,0 TD, D-4D	09.97-		DA 77H DA 74	DS 72
Avensis (T25, T27) 2,2 D-4D, D-CAT	04.03-		DA 80	
Avensis Verso 2,0 D4-D	08.01-		DA 95	
Avensis Verso 2,0-2,4 VVT-i	08.01-		DA 60	
Aygo (B10, WNB1, KGB1) 1,0	06.05-		DA 50H DA 50	
Aygo (B10, WNB1, KGB1) 1,4 HDi	06.05-		DA 50H DA 50	
Camry (V1, V10) 1,8-3,0	06.91-08.96		DA 60	
Camry (V20) 2,2-3,0	08.96-11.01		DA 60	
Camry (V30, V40, XV) 2,0-3,5 V6	11.01-		DA 70	
Camry Saloon (XV5) 2,0	01.11-		DA 77H DA 74	
Camry Saloon (XV5) 2,5-3,5	01.11-		DA 70L	
Carina E (T19) 1,5-2,0	03.92-09.97		DA 60	
Carina E (T19) 2,0 D	03.92-09.94		DA 95	
Carina E (T19) 2,0 D, TD	10.94-09.97		DA 77H DA 74	DS 72
Celica 1,6-2,2 (T16, ST16, T16F, T18, T20)	08.85-11.99		DA 45	
Celica 1,8 (ZZT23)	11.99-03.06		DA 60	
C-HR (NGX) 1,2	10.16-		DA 40B	

Brand/ Model designation	Year of manu- facture	DURACELL Extreme	DURACELL Advanced	DURACELL Starter
C-HR (NGX) 1,2 Start/Stop (TR Assembly)**	10.16-	DE 60 EFB		
C-HR (ZYG10) 1,8 Hybrid	10.16-		DA 45 DA 60	
C-HR (ZYG10) 1,8 Hybrid Start/Stop (TR Assembly)**	10.16-	DE 70 EFB DE 70 AGM		
Corolla (E10, E11) - Verso 1,3-2,0	07.92-01.02		DA 60	
Corolla (E10, E11) -Verso 1,9-2,0 D-4D, D-CAT	07.92-01.02		DA 95	
Corolla (E11) - Verso 1,4 D4D, 2,0 D4D	04.97-01.02		DA 77H DA 74	DS 72
Corolla (E12) 1,4-2,0 D-4D; Verso Start/Stop**	12.09-	DE 70 EFB DE 70 AGM		
Corolla (E12) 1,4-2,0 VVT-i, VTL-i TS; Verso Start/Stop**	12.09-	DE 60 EFB		
Corolla (E12) 2,2 D-4D; Verso Start/Stop**	12.09-	DE 70 EFB DE 70 AGM		
Corolla (E12, ZER, ZZE, R1) 1,4-2,0 D-4D; Verso	01.02-		DA 77H DA 74	DS 72
Corolla (E12, ZER, ZZE, R1) 1,4-2,0 VVT-i, VTL-i TS; Verso	01.02-		DA 63H DA 62H	DS 62
Corolla (E12, ZER, ZZE, R1) 2,2 D-4D; Verso	04.04-		DA 80	
Corolla Saloon (NRE, ZRE, NDE18) 1,33-1,8 VVTi	01.13-		DA 60L	
Dyna 100 D	03.97-		DA 70	
Dyna 100, 150	03.89-		DA 70L	
Dyna 2,5-4,6 D4D	08.01-		DA 95	
FJ Cruiser (GSJ1) 4,0			DA 70	
GT 86 2,(ZN6) 0	09.12-		DA 60	
HI-ACE III Box (YH7, LH6, LH7, LH5, YH5, YH6) 2,0	08.89-12.04		DA 60L	
HI-ACE III Box (YH7, LH6, LH7, LH5, YH5, YH6) 2,4 D 4WD	08.89-12.04		DA 95L	
HI-ACE III Wagon (LH1, RZH1) 2,4	08.89-12.04		DA 70L	
HI-ACE III Wagon (LH1, RZH1) 2,4 D, 2,8 D	08.89-12.04		DA 95L	
HI-ACE III Wagon (LH1, RZH1) 3,0 D	08.89-12.04		DA 60L	
HI-ACE IV (TRH2, KDH2) 2,5 D-4D, 3,0 D	08.04-		DA 95L	
HI-ACE IV (TRH2, KDH2) 2,7 VVTi	08.04-		DA 70L	
HI-ACE IV Box (LH1) 2,4	08.95-		DA 60L	
HI-ACE IV Box (LH1) 2,4 D, 2,4 TD 4WD, 2,5 D-4D (65/75/86 kW), 4WD	08.95-		DA 70	
HI-ACE IV Box (LH1) 2,4 TD, 2,5 D-4D (70 kW), 2,7	08.95-		DA 70L	
HI-ACE IV Box (TRH2, KDH2) 2,5 D-4D (70kW), 2,7 VVTi	08.04-		DA 70L	
HI-ACE IV Box (TRH2, KDH2) 2,5 D-4D (75kW)	08.04-		DA 95L	
HI-ACE IV Bus (LH1) 2,4 D, 2,4 TD, 4WD	08.95-		DA 70	
HI-ACE IV Bus (LH1) 2,4, 2,5 D-4D	08.95-		DA 60L	
HI-ACE IV Bus (LH1) 2,5 D-4D 4WD	08.95-		DA 95L	
HI-ACE IV Bus (LH1) 2,7, 4WD	08.95-		DA 70L	
IQ (AJ1, KGJ1, NGJ1) 1,0; 1,33	03.09-12.14		DA 45L	
IQ (AJ1, KGJ1, NGJ1) 1,33 Start/Stop**	03.09-12.14	DE 60 EFB		
IQ (AJ1, KGJ1, NGJ1) 1,4 D-4D	03.09-12.14		DA 70L	
Landcruiser (J12) 2,7-4,0; 3,0 D-4D	01.03-		DA 95 DA 95L DA 70 DA 70L	

CARS AND SMALL TRANSPORTERS

Brand/ Model designation	Year of manu- facture	DURACELL Extreme	DURACELL Advanced	DURACELL Starter
Landcruiser (J7) 2,4 (77 kW)	11.84-05.96		DA 70	
Landcruiser (J7) 2,4 (84 kW), 2,4 D (53 kW), 2,4 TD (63 kW), 3,0 TD (92 kW)	11.84-05.96		DA 95L	
Landcruiser (J7) 2,4 TD (66 kW), 2,5 TD (85 kW), 3,4 D, TD, 4,2 TD	11.84-		DA 95	
Landcruiser 100 (J10) 4,2 TD, 4,7	01.98-		DA 95	
Landcruiser 300 3,0L D4-D	01.10-		DA 95	
Landcruiser 300 4,0 V6 VVT-i	01.10-		DA 60	
Landcruiser 80 (J8) 3,5 FRT, 4,5, 3,0-4,2 TD	01.90-12.97		DA 95	
Landcruiser 80 (J8) 4,0	01.90-12.97		DA 95L	
Landcruiser 90 (J9) 2,4-4,7	04.96-		DA 60	
Landcruiser 90 (J9) 3,0 TD, D-4D, 4,2 TD	04.96-		DA 95	
Mirai FCV (JPD)	10.14-		DA 40B	
MR2 (W1, W2) 1,6-2,0	12.83-05.00		DA 45	
MR2 (W3) 1,8	04.00-		DA 60	
Paseo (EL53, EL54) 1,5 16V	03.96-07.99		DA 60L	
Picnic (XM10) 2,0 (90 kW)	05.96-12.01		DA 45	
Picnic (XM10) 2,0 16V (94 kW)	05.96-12.01		DA 60	
Picnic (XM10) 2,2 D	05.96-12.01		DA 95	
Previa (ACR3) 2,0 D-4D	08.00-01.06		DA 95	
Previa (ACR3) 2,4-3,0	08.00-01.06		DA 60	
Previa (TCR1, 2) 2,0 D-4D; 2,4	05.90-08.00		DA 60	
Prius (NHW11) 1,5-1,8 VVT-i Hybrid	05.00-01.04		DA 40	
Prius (NHW20) 1,5-1,8 Hatchback	08.03-03.09		DA 45L	
Prius I, II (ZVW3/4, NHP10, NHW20) 1,5-1,8 Plug-in Hybrid 30-33 kW, 50 kW	01.03-		DA 40B	
RAV 4 I (SXA1_) 2,0 16V	01.94-09.00			DS 45
RAV 4 I Cabrio (SXA1_) 2,0 16V	12.97-06.00		DA 45	
RAV 4 II (XA2) 1,8-2,4 VVTi	06.00-01.06		DA 60	
RAV 4 II (XA2) 2,0 D-4D	06.00-01.06		DA 95	
RAV 4 III, IV (ACA_, ACE_, LA_) 2,0-2,4 VVTi	11.05-		DA 60	
RAV 4 III, IV (ACA_, ACE_, LA_) 2,2 D-4D, D-CAT	11.05-		DA 95	
RAV 4 III, IV (ACA_, ACE_, LA_) 3,5 VVTi	11.05-		DA 70	
Starlet (EP91) 1,3	04.96-10.99		DA 40L	
Starlet (P8) 1,0-1,3	12.89-03.96		DA 45L	
Starlet (P8) 1,5 D	12.89-03.96		DA 60	
Supra (MA70, JZA80) 3,0	01.86-08.98		DA 70	
Tercel (L1, L2, AL2)	01.88-03.97		DA 45L	
Urban Cruiser (NSP, NLP, ZSP, NCP) 1,3 VVT-i (73 kW)	04.09-		DA 45	
Urban Cruiser (NSP, NLP, ZSP, NCP) 1,3 VVT-i (73 kW) Start/Stop**	04.09-	DE 60 EFB		
Urban Cruiser (NSP, NLP, ZSP, NCP) 1,33 VVT-i (74 kW), 1,4 D-4D	04.09-		DA 60	
Verso-S (AUR2, ZGR2) 1,6-1,8 Start/Stop**	01.09-	DE 60 EFB		
Verso-S (AUR2, ZGR2) 2,0-2,2 D-4D	01.09-		DA 80	
Verso-S (AUR2, ZGR2) 2,0-2,2 D-4D Start/Stop**	01.09-	DE 70 EFB DE 70 AGM		
Verso-S (AUR2, ZGR2) 1,6-1,8	01.09-		DA 63H DA 62H	
Yaris (CP10) 1,0 (48 kW)-1,3 (64 kW)	04.99-06.06		DA 50T DA 44	DS 44
Yaris (CP10) 1,0 (50 kW)	04.99-06.06			DS 45L
Yaris (CP10) 1,3 16V (63 kW)-1,5 TS (77 kW)	04.99-06.06		DA 45L	
Yaris (CP10) 1,4 D-4D (55 kW)	12.01-06.05		DA 60L	

Brand/ Model designation	Year of manu- facture	DURACELL Extreme	DURACELL Advanced	DURACELL Starter
Yaris (CP10) 1,4 D-4D (55 kW)	07.05-		DA 63H DA 62H	
Yaris (CP10) 1,5 VVT-i TS (110 kW)	04.99-06.06		DA 50H DA 50	DS 45H
Yaris (CP10) 1,5 VVT-i TS (78 kW)	04.99-06.06		DA 45L	
Yaris (XP13) 1,0-1,3	12.10-		DA 63H DA 62H	
Yaris (XP13) 1,4 D-4D	12.10-		DA 77H DA 74	
Yaris (XP13) 1,5 Plug-in Hybrid Start/Stop	12.10-		DA 40L	
Yaris (XP9) 1,0-1,3 VVT-i	11.05-06.11		DA 50H DA 50	
Yaris (XP9) 1,0-1,33 VVT-i Start/Stop**	06.09-	DE 60 EFB		
Yaris (XP9) 1,4 D-4D	11.05-		DA 63H DA 62H	
Yaris (XP9) 1,5 (80kW)	11.05-		DA 50T DA 44	
Yaris (XP9) 1,8 VVTi	11.05-		DA 63H DA 62H	
Yaris Verso (NC/LP2) 1,3 (63 kW) -1,5 (77/78 kW)	11.99-09.05		DA 45L	
Yaris Verso (NC/LP2) 1,4 D-4D	11.99-09.05		DA 60L	
TVR				
Cerbera, Chimaera 4,0-5,0	11.92-10.03		DA 63T DA 60T	DS 60
Griffith, S, Speed Eight, Tuscan II Roadster 2,8-5,0	01.86-07.06		DA 70L	
Volkswagen				
Amarok 2,0	08.10-		DA 77H DA 74	
Amarok 2,0 BlueMotion Start/Stop**	03.11-	DE 70 AGM DE 70 EFB		
Amarok 2,0 TDI, BiTDI	08.10-		DA 100 DA 95H	
Amarok 2,0 TDI, BiTDI BlueMotion Start/Stop	03.11-	DE 92 AGM		
Arteon (3H7) 1,5 TSI BlueMotion Start/Stop	03.17-	DE 60 EFB		
Arteon (3H7) 2,0 TDI SCR BlueMotion Start/Stop	03.17-	DE 70 EFB DE 70 AGM		
Arteon (3H7) 2,0 TSI BlueMotion Start/Stop	03.17-	DE 70 EFB DE 70 AGM		
Beetle (5C) 1,2-1,4 TSI Start/Stop**	01.11-	DE 60 EFB		
Beetle (5C) 2,0 TSI, 1,6-2,0 TDI Start/Stop**	01.11-	DE 70 AGM DE 70 EFB		
Beetle (9C1, 1C1, 1Y7) 1,4-2,5	01.98-		DA 63H DA 62H	DS 62
Beetle (9C1, 1C1, 1Y7) 1,9 TDI	01.98-		DA 77H DA 74	DS 72
Beetle (9C1, 1C1, 1Y7) 3,2 RSI	01.98-		DA 77H DA 74	DS 72
Bora (1J2, 1J6) 1,4-1,6	10.98-05.05		DA 50H DA 50	DS 45H
Bora (1J2, 1J6) 1,8-2,8	10.98-05.05		DA 63H DA 62H	DS 62
Bora (1J2, 1J6) 1,9 SDI, TDI	10.98-05.05		DA 77H DA 74	DS 72
Caddy I, II (13, 9K9, 9U7) 1,6-1,9 D, SDI, TDI	08.82-01.04		DA 77H DA 74	DS 72
Caddy I, II (14, 9K9, 9U7) 1,3-1,8	08.82-01.04		DA 63H DA 62H	DS 62
Caddy III (2KB, 2KJ, 2KA, 2KH) 1,4-2,0	03.04-		DA 63H DA 62H	DS 62
Caddy III (2KB, 2KJ, 2KA, 2KH) 1,4-2,0 Start/Stop**	03.04-	DE 60 EFB		
Caddy III (2KB, 2KJ, 2KA, 2KH) 1,6-2,0 SDI, TDI	03.04-		DA 77H DA 74	DS 72
Caddy III (2KB, 2KJ, 2KA, 2KH) 1,6-2,0 SDI, TDI Start/Stop**	03.04-	DE 70 AGM DE 70 EFB		

* mit Bodenleistenadapter Art.Nr. 305002030101/with base hold-down adapter Art.No. 305002030101 ** bitte Originalbatterie prüfen, da unterschiedliche Batteriegröße/-technologie verbaut sein kann. In erster Linie abhängig von der elektrischen Zusatzausstattung. (VRLA = AGM, AFB/ECM = EFB) / Please check the original battery, as differing battery sizes and technologies may be installed. The battery choice depends primarily upon the electrical extras. (VRLA = AGM, AFB/ECM = EFB) *** mit Polhülsen Dünn-DIN Art.Nr. 1020001300+1020001400/with terminal covers thin-DIN Art.No. 1020001300+1020001400 **** noch nicht verfügbar im Duracell Sortiment/not yet available in the Duracell assortment



Brand/ Model designation	Year of manu- facture	DURACELL Extreme	DURACELL Advanced	DURACELL Starter
Caravelle 2,0 TDI, BiTDI	01.00-		DA 100 DA 95H	DS 95
Caravelle, -VR6 2,0	01.00-		DA 63H DA 62H	DS 62
Corrado (53l) 1,8-2,9 VR6	08.87-12.95		DA 63H DA 62H	DS 62
Crafter (2E, 2F) 2,5 TDI 100-125kW	04.06-		DA 100 DA 95H	
Crafter (2E, 2F) 2,5 TDI 100-125kW BlueMotion Start/Stop	05.10-	DE 92 AGM		
Crafter (2E, 2F) 2,5 TDI 65-80kW	04.06-		DA 77H DA 74	
Crafter (2E, 2F) 2,5 TDI 65-80kW BlueMotion Start/Stop**	05.10-	DE 70 AGM DE 70 EFB		
Eos 1,4-2,0 FSI, TSI, TFSI	07.06-		DA 63H DA 62H	
Eos 1,4-2,0 FSI, TSI, TFSI BlueMotion Start/Stop**	07.06-	DE 70 AGM		
Eos 2,0 TDI	07.06-		DA 77H DA 74	
Eos 2,0 TDI BlueMotion Start/Stop**	07.06-	DE 70 AGM DE 70 EFB		
Eos 3,2-3,6 V6	07.06-		DA 77H DA 74	
Eos 3,2-3,6 V6 BlueMotion Start/Stop**	07.06-	DE 70 AGM DE 70 EFB		
e-Up, GTI 60 kW**	10.13-		DA 42 DA 50H DA 50H DA 50	
Fox (5Z1) 1,0-1,4	03.06-		DA 63H DA 62H	
Fox (5Z1) 1,4 D, SDI, TDI	03.06-		DA 63H DA 62H	
Fox (5Z1) 1,6	03.06-		DA 63H DA 62H	
Fox (5Z1) 1,9 D, SDI, TDI	03.06-		DA 77H DA 74	
Golf V, VI (1K1, 1K5, 5K1, AJ5, 5M1, 521) 1,0 Plus	10.03-		DA 50H DA 50	DS 45H
Golf V, VI (1K1, 1K5, 5K1, AJ5, 5M1, 521) 1,2-1,6 Plus	10.03-		DA 63H DA 62H	DS 62
Golf V, VI (1K1, 1K5, 5K1, AJ5, 5M1, 521) 1,2-1,6 Plus BlueMotion Start/Stop**	10.03-	DE 60 EFB		
Golf V, VI (1K1, 1K5, 5K1, AJ5, 5M1, 521) 1,6 SDI, TDI BlueMotion Start/Stop**	10.03-	DE 70 AGM DE 70 EFB		
Golf V, VI (1K1, 1K5, 5K1, AJ5, 5M1, 521) 1,6 SDI, TDI Plus	10.03-		DA 77H DA 74	DS 72
Golf V, VI (1K1, 1K5, 5K1, AJ5, 5M1, 521) 1,8 Hybrid Plus	10.03-		DA 77H DA 74	DS 72
Golf V, VI (1K1, 1K5, 5K1, AJ5, 5M1, 521) 1,8-2,0 FSI, GTI BlueMotion Start/Stop**	10.03-	DE 70 AGM DE 70 EFB		
Golf V, VI (1K1, 1K5, 5K1, AJ5, 5M1, 521) 1,8-2,0 FSI, GTI Plus	10.03-		DA 77H DA 74	DS 72
Golf V, VI (1K1, 1K5, 5K1, AJ5, 5M1, 521) 1,9-2,0 SDI, TDI BlueMotion Start/Stop	10.03-	DE 80 AGM DE 80 EFB		
Golf V, VI (1K1, 1K5, 5K1, AJ5, 5M1, 521) 1,9-2,0 SDI, TDI Plus	10.03-		DA 77H DA 74	DS 72
Golf V, VI (1K1, 1K5, 5K1, AJ5, 5M1, 521) 2,5-3,2 FSI VR5, R32	10.03-		DA 77H DA 74	DS 72
Golf V, VI (1K1, 1K5, 5K1, AJ5, 5M1, 521) 2,5-3,2 FSI VR5, R32 BlueMotion Start/Stop**	10.03-	DE 80 AGM DE 80 EFB		
Golf VII (5G1, BA5) 1,6 TDI BlueMotion, 4Motion	11.12-		DA 77H DA 74	

Brand/ Model designation	Year of manu- facture	DURACELL Extreme	DURACELL Advanced	DURACELL Starter
Golf VII (5G1, BA5) 1,6 TDI BlueMotion, 4Motion Start/Stop**	11.12-	DE 70 AGM DE 70 EFB		
Golf VII (5G1, BA5) 2,0 R 4, GTI, GTD, 2,0 TDI Blue- Motion, 4Motion	11.12-		DA 77H DA 74	
Golf VII (5G1, BA5) 2,0 R 4, GTI, GTD, 2,0 TDI BlueMotion, 4Motion Start/Stop**	11.12-	DE 70 AGM DE 70 EFB		
Golf VII (5G1, BA5) e-Golf 85-100 kW**	02.14-	DE 70 AGM		
Golf VII (5G1, BA5) 1,2-1,4 TSI BlueMotion	11.12-		DA 63H DA 62H	
Golf VII (5G1, BA5) 1,2-1,4 TSI BlueMotion Start/Stop**	11.12-	DE 60 EFB		
Golf VII (AU) e-Golf 85-100 kW**	02.16-	DE 60 EFB		
Golf VII (AU) e-Golf GTE 85-100 kW	08.12-		DA 50H DA 50	
Golf VII (AU) e-Golf GTE M 85-100 kW**	08.12-	DE 60 EFB		
Golf, -Cross III, IV (1H1, 1H5, 1E7, 1J1, 1J5, 1E7) 1,0-1,6 Plus, FSI, TSI	08.91-06.06		DA 50H DA 50	DS 45H
Golf, -Cross III, IV (1H1, 1H5, 1E7, 1J1, 1J5, 1E7) 1,6 Bifuel	08.91-06.06		DA 77H DA 74	DS 72
Golf, -Cross III, IV (1H1, 1H5, 1E7, 1J1, 1J5, 1E7) 1,8-3,2; GTI Plus, FSI, TSI	08.91-06.06		DA 63H DA 62H	DS 62
Golf, -Cross III, IV (1H1, 1H5, 1E7, 1J1, 1J5, 1E7) 1,9-2,5 GTD, SDI, TDI Plus	08.91-06.06		DA 77H DA 74	DS 72
Jetta III (1K2) 1,4-1,6 TSI	08.05-10.10		DA 63H DA 62H	
Jetta III (1K2) 1,9-2,0 TDI	08.05-10.10		DA 77H DA 74	
Jetta III (1K2) 2,0-2,5 FSI	08.05-10.10		DA 77H DA 74	
Jetta IV (162) 1,2 TSI; 1,6 TDI BlueMotion Start/Stop**	04.10-	DE 70 AGM DE 70 EFB		
LT 28-35 I, II (281-363, 2DM) 2,0-2,4	03.75-03.96		DA 63H DA 62H	DS 62
LT 28-35 I, II (281-363, 2DM) 2,3-2,8 D, SDI, TDI	03.75-03.96		DA 100 DA 95H	DS 95
LT 28-46 II (2DX0AE) 2,3	03.96-		DA 77H DA 74	DS 72
LT 28-46 II (2DX0AE) 2,5 SDI, TDI	03.96-		DA 100 DA 95H	DS 95
LT 40-55 I, II 2,4	03.75-06.96		DA 77H DA 74	DS 72
LT 40-55 I, II 2,4 D, TD	03.75-06.96		DA 100 DA 95H	DS 95
Lupo (6X1, 6E1) 1,0-1,4	03.98-07.05		DA 50H DA 50	DS 45H
Lupo (6X1, 6E1) 1,2-1,7 SDI, TDI	03.98-07.05		DA 77H DA 74	DS 72
Lupo (6X1, 6E1) 1,6 GTI	03.98-07.05		DA 63H DA 62H	DS 62
Multivan (7HM, 7HF) 1,9-2,5 TDI, BiTDI	05.03-		DA 100 DA 95H	
Multivan (7HM, 7HF) 1,9-2,5 TDI, BiTDI BlueMotion Start/Stop	05.11-	DE 92 AGM		
Multivan (7HM, 7HF) 2,0	05.03-		DA 77H DA 74	
Multivan (7HM, 7HF) 2,0-3,2 BlueMotion Start/Stop**	05.11-	DE 70 AGM DE 70 EFB		
Multivan (7HM, 7HF) 3,0-3,2	05.03-		DA 80	
New Beetle (9C1, 1C1, 1Y7) 1,4-2,3, 1,9 TDI	01.98-		DA 63H DA 62H	
Passat (32B, 35l) 1,3-2,2*	08.80-05.97		DA 63H DA 62H	DS 62
Passat (32B, 35l) 1,6-1,9 TD, SDI, TDI*	08.80-05.97		DA 77H DA 74	DS 72

CARS AND SMALL TRANSPORTERS

Brand/ Model designation	Year of manu- facture	DURACELL Extreme	DURACELL Advanced	DURACELL Starter
Passat (32B, 35I) 2,8-2,9*	08.80-05.97		DA 77H DA 74	DS 72
Passat (362, 365) 1,4-2,0 TSI; 1,6-2,0 TDI BlueMotion Start/Stop**	08.10-	DE 70 AGM DE 70 EFB		
Passat (362, 365) 3,6 FSI BlueMotion Start/Stop**	08.10-	DE 92 AGM DE 80 AGM		
Passat (3B2, 3B5, 3B3, 3B6) 1,6-1,8	08.96-05.05		DA 50H DA 50	DS 45H
Passat (3B2, 3B5, 3B3, 3B6) 1,9-2,5 SDI, TDI	08.96-05.05		DA 77H DA 74	DS 72
Passat (3B2, 3B5, 3B3, 3B6) 2,0-2,3	08.96-05.05		DA 63H DA 62H	DS 62
Passat (3B2, 3B5, 3B3, 3B6) 2,8-2,9	08.96-05.05		DA 63H DA 62H	DS 62
Passat (3B5, 3B3, 3B6) 4,0 W8	08.96-05.05		DA 77H DA 74	DS 72
Passat (3C2, 3C5) 1,4 TSI BlueMotion Start/Stop	03.05-	DE 70 AGM		
Passat (3C2, 3C5) 1,4 TSI BlueMotion Start/Stop**	02.10-	DE 70 AGM DE 70 EFB		
Passat (3C2, 3C5) 1,6-2,0 FSI, TSI, TFSI	03.05-		DA 77H DA 74	
Passat (3C2, 3C5) 1,6-2,0 TDI BlueMotion Start/ Stop**	02.10-	DE 80 AGM DE 80 EFB		
Passat (3C2, 3C5) 1,9-2,0 TDI	03.05-		DA 77H DA 74	
Passat (3C2, 3C5) 3,2-3,6 FSI	03.05-		DA 77H DA 74	
Passat (3C2, 3C5) 3,2-3,6 FSI BlueMotion Start/Stop**	08.05-	DE 80 AGM DE 80 EFB		
Passat (3G) e-Passat GTE PHEV 160 kW	01.14-		DA 77H DA 74	
Passat Alltrack (365) 1,8 TSI	01.12-		DA 63H DA 62H	
Passat Alltrack (365) 1,8-2,0 TSI, 2,0 TDI**	01.12-	DE 70 AGM DE 70 EFB		
Passat CC (357, 358) 1,4-1,8 TSI	06.08-		DA 63H DA 62H	
Passat CC (357, 358) 1,4-1,8, 2,0 BlueTDI BlueMotion Start/Stop**	06.08-	DE 70 AGM DE 80 AGM		
Passat CC (357, 358) 1,9-2,0 TDI	06.08-		DA 77H DA 74	
Passat CC (357, 358) 2,0 TSI	06.08-		DA 77H DA 74	
Passat CC (357, 358) 3,6	06.08-		DA 77H DA 74	
Phaeton (3D2) 3,0-5,0 V6-V10 TDI	04.02-12.16		DA 100 DA 95H	
Phaeton (3D2) 3,2-6,0; V6-V8, W12	04.02-12.16		DA 100 DA 95H	
Phaeton 3,0-5,0 V6-V10 TDI BlueMotion Start/Stop	04.02-12.16	DE 92 AGM		
Phaeton 3,2-6,0; V6-V8, W12 BlueMotion Start/Stop	04.02-12.16	DE 92 AGM		
Polo (6KV2, 6KV5) 1,4-1,6	10.94-09.01		DA 63H DA 62H	DS 62
Polo (6KV2, 6KV5) 1,7-1,9 SDI; TDI	10.94-09.01		DA 63H DA 62H	DS 62
Polo (6N2, 9N_, 6R) 1,0-1,6	10.99-		DA 63H DA 62H	DS 62
Polo (6N2, 9N_, 6R) 1,2 TDI	10.99-		DA 63H DA 62H	DS 62
Polo (6N2, 9N_, 6R) 1,4-1,9 SDI, TDI	10.99-		DA 77H DA 74	DS 72
Polo (6N2, 9N_, 6R) 1,8	10.99-		DA 77H DA 74	DS 72
Polo (6R) 1,4, 1,2-1,6 TDI BlueMotion Start/Stop**	06.09-	DE 60 EFB		
Polo (86C, 86CF, 6N1, 6NF) 1,0-1,4*	10.81-10.99		DA 63H DA 62H	DS 62

Brand/ Model designation	Year of manu- facture	DURACELL Extreme	DURACELL Advanced	DURACELL Starter
Polo (86C, 86CF, 6N1, 6NF) 1,3-1,9 D, SDI, TDI*	10.81-10.99		DA 77H DA 74	DS 72
Polo (86C, 86CF, 6N1, 6NF) 1,6-2,0*	10.81-10.99		DA 63H DA 62H	DS 62
Scirocco III (13) 1,4-2,0 FSI, TFSI	08.08-		DA 63H DA 62H	
Scirocco III (13) 1,4-2,0 FSI, TFSI BlueMotion Start/Stop**	08.08-	DE 70 AGM		
Scirocco III (13) 1,9-2,5 TDI	08.08-		DA 77H DA 74	
Scirocco III (13) 1,9-2,5 TDI BlueMotion Start/Stop**	08.08-	DE 70 AGM DE 70 EFB		
Sharan (7M) 1,8 T 20V	04.00-		DA 63H DA 62H	DS 62
Sharan (7M) 1,8 T 20V*	09.97-03.00		DA 63H DA 62H	DS 62
Sharan (7M) 1,9-2,0 TDI, 115CV (3 Motion)	04.00-		DA 100 DA 95H	
Sharan (7M) 1,9-2,0 TDI, 115CV (3 Motion)*	09.95-04.00		DA 100 DA 95H	DS 95
Sharan (7M) 2,0	04.00-		DA 77H DA 74	DS 72
Sharan (7M) 2,0*	09.95-03.00		DA 77H DA 74	DS 72
Sharan (7M) 2,8 V6, VR6 Syncro	04.00-		DA 77H DA 74	DS 72
Sharan (7M) 2,8 V6, VR6 Syncro*	01.97-04.00		DA 77H DA 74	DS 72
Sharan 1,4-2,0 BlueMotion Start/Stop**	05.10-	DE 70 AGM DE 80 AGM		
Sharan 1,9-2,0 TDI, 115CV (3 Motion) BlueMotion Start/Stop**	05.10-	DE 80 AGM DE 70 AGM		
Sharan 2,8 V6, VR6 Syncro BlueMotion Start/Stop**	05.10-	DE 80 AGM DE 80 EFB		
Taro 1,8-2,3	03.89-03.97		DA 60L	
Taro 2,3 D	03.89-03.97		DA 70L	
Tiguan (5N) 1,4-2,0	03.08-		DA 63H DA 62H	
Tiguan (5N) 1,4-2,0 BlueMotion Start/Stop**	03.08-	DE 70 AGM DE 70 EFB		
Tiguan (5N) 2,0 TDI	03.08-		DA 77H DA 74	
Tiguan (5N) 2,0 TDI BlueMotion Start/Stop**	03.08-	DE 80 AGM DE 70 AGM		
Tiguan (5N) VR6	03.08-		DA 77H DA 74	
Tiguan (5N) VR6 BlueMoti- on Start/Stop**	03.08-	DE 70 AGM DE 70 EFB		
Touareg (7LA) 2,5 TDI	10.02-05.10		DA 77H DA 74	
Touareg (7LA) 2,5 TDI BlueMotion Start/Stop**	10.02-05.10	DE 70 AGM DE 70 EFB		
Touareg (7LA) 3,0 TDi, V6 TDI	10.02-05.10		DA 100 DA 95H	
Touareg (7LA) 3,0 TDi, V6 TDI BlueMotion Start/Stop	10.02-05.10	DE 92 AGM		
Touareg (7LA) 3,0-3,2 V6	10.02-05.10		DA 100 DA 95H	
Touareg (7LA) 3,0-3,2 V6 BlueMotion Start/Stop	10.02-05.10	DE 92 AGM		
Touareg (7LA) 4,2 V8-6,0 W12	10.02-05.10		DA 100 DA 95H	
Touareg (7LA) 4,2 V8-6,0 W12 BlueMotion Start/Stop	10.02-05.10	DE 92 AGM		
Touareg (7P5) 3,0 V6 TDI BlueMotion Start/Stop**	01.10-	DE 92 AGM DE 105 AGM		
Touareg (7P5) 4,2 V8; 5,0 V10 TDI BlueMotion Start/Stop	01.10-	DE 105 AGM		
Touran, -Cross (1T1, 1T2) 1,4-2,0 FSI	02.03-		DA 63H DA 62H	DS 62

* mit Bodenleistenadapter Art.Nr. 305002030101/with base hold-down adapter Art.No. 305002030101 ** bitte Originalbatterie prüfen, da unterschiedliche Batteriegröße/-technologie verbaut sein kann. In erster Linie abhängig von der elektrischen Zusatzausstattung. (VRLA = AGM, AFB/ECM = EFB) / Please check the original battery, as differing battery sizes and technologies may be installed. The battery choice depends primarily upon the electrical extras. (VRLA = AGM, AFB/ECM = EFB) *** mit Polhülsen Dünn-DIN Art.Nr. 1020001300+1020001400/with terminal covers thin-DIN Art.No. 1020001300+1020001400 **** noch nicht verfügbar im Duracell Sortiment/not yet available in the Duracell assortment



Brand/ Model designation	Year of manu- facture	DURACELL Extreme	DURACELL Advanced	DURACELL Starter
Touran, -Cross (1T1, 1T2) 1,4-2,0 FSI BlueMotion Start/Stop**	03.08-	DE 70 AGM DE 70 EFB		
Touran, -Cross (1T1, 1T2) 1,9-2,0 TDI	02.03-		DA 77H DA 74	DS 72
Touran, -Cross (1T1, 1T2) 1,9-2,0 TDI BlueMotion Start/Stop**	03.08-	DE 70 AGM DE 70 EFB		
Touran, -Cross (1T3) 1,2 TSI BlueMotion Start/Stop**	05.10-	DE 70 AGM DE 70 EFB		
Transporter T4 (70X_) 1,6*	07.90-04.03		DA 63H DA 62H	DS 62
Transporter T4 (70X_) 1,8- 2,8 VR6*	07.90-04.03		DA 77H DA 74	DS 72
Transporter T4 (70X_) 1,9- 2,5 D; TDI	07.90-04.03		DA 100 DA 95H	DS 95
Transporter T5 (7H_, 7J_) 1,9-2,5 TDI, BitDI	04.03-		DA 77H DA 74	
Transporter T5 (7H_, 7J_) 2,0-3,2	04.03-		DA 63H DA 62H	
T-Roc (A11) 1,0-1,5 TSI BlueMotion Start/Stop	11.17-	DE 60 EFB		
T-Roc (A11) 1,6-2,0 TDI BlueMotion Start/Stop	11.17-	DE 70 EFB DE 70 AGM		
T-Roc (A11) 2,0 TSI BlueMo- tion Start/Stop	11.17-	DE 70 EFB DE 70 AGM		
Up 1,0-1,4	09.11-		DA 42	
Vento (1HX0) 1,4-1,6*	11.91-09.98		DA 63H DA 62H	DS 62
Vento (1HX0) 1,8-2,8*	11.91-09.98		DA 63H DA 62H	DS 62
Vento (1HX0) 1,9 SDI, TDI*	11.91-09.98		DA 77H DA 74	DS 72
XL1 0,8 TDI E-Hybrid	02.14-		DA 42 DA 50H	
Volvo				
340-460 (343, 345, 344, 445, 464) 1,4-2,0	08.79-12.96		DA 77H DA 74	DS 72
340-460 (343, 345, 344, 445, 464) 1,6-1,9 D, TD	08.79-12.96		DA 77H DA 74	DS 72
480 E 1,7-2,0	03.86-07.96		DA 63H DA 62H	DS 62
850-960 (LS, LW, 945, 944, 964, 965) 2,0-2,9	03.92-12.96		DA 77H DA 74	DS 72
850-960 (LS, LW, 945, 944, 964, 965) 2,4-2,5 D, TD, TDI	01.91-12.96		DA 77H DA 74	DS 72
C30 1,6 D	10.06-		DA 77H DA 74	
C30 1,6-1,8 FlexFuel	10.06-		DA 77T DA 72	
C30 1,6-2,4; 1,6-2,0 D DRiVe Start/Stop	03.09-09.13	DE 70 AGM		
C30 1,6-2,4; 1,6-2,0 D DRiVe Start/Stop**	09.13-	DE 70 EFB DE 70 AGM		
C30 2,0 FlexFuel	03.09-		DA 63H DA 62H	
C30 2,0-2,4, T5	10.06-		DA 77H DA 74	
C70 I, II 2,0-2,5 D, TDI	03.97-		DA 77H DA 74	DS 72
C70 I, II 2,0-2,5; T5	03.97-		DA 63H DA 62H	DS 62
C70 I, II 2,0-2,5; T5	03.97-		DA 77H DA 74	DS 72
S40 I (VS) 1,6-2,0	07.95-12.03		DA 63H DA 62H	DS 62
S40 I (VS) 1,9 DI, TD	07.95-12.03		DA 77H DA 74	DS 72
S40 II (MS) 1,6 D	01.04-		DA 77H DA 74	
S40 II (MS) 1,6-1,8 FlexFuel	01.04-		DA 77T DA 72	
S40 II (MS) 1,6-2,4; 1,6-2,0 D DRiVe Start/Stop	03.09-	DE 70 AGM		

Brand/ Model designation	Year of manu- facture	DURACELL Extreme	DURACELL Advanced	DURACELL Starter
S40 II (MS) 2,0-2,4, D5, T5, AWD	01.04-		DA 77T DA 72	
S60 I 2,0-2,5	07.00-04.10		DA 63H DA 62H	
S60 I 2,4 D, D5	07.00-04.10		DA 100 DA 95H	
S60 II 2,0, D3, D4, T4, T5, T6	04.10-		DA 77H DA 74	
S60 II 2,4 T3, T4, 1,6 D; D3, D5 DRiVe Start/Stop	04.10-	DE 70 AGM		
S70 (P80) 2,0-2,5	01.97-11.00		DA 77H DA 74	DS 72
S70 (P80) 2,5 TDI	01.97-11.00		DA 100 DA 95H	DS 95
S80 I, II (TS, XY, AS) 2,0-2,5 D, TDI	05.98-		DA 100 DA 95H	DS 95
S80 I, II (TS, XY, AS) 2,0-4,4 AWD, T4, T5, T6 AWD	05.98-		DA 77H DA 74	DS 72
S80 II (AS) 1,6 D DRiVe Start/Stop	03.06-	DE 70 AGM		
S90 2,5-2,9	11.96-12.98		DA 77H DA 74	DS 72
V40 (VS, VW) 1,6-2,0	07.95-06.04		DA 63H DA 62H	DS 62
V40 (VS, VW) 1,9 TD, DI	07.95-06.04		DA 77H DA 74	DS 72
V40 (VS, VW) 1,9 TD, DI	07.95-06.04		DA 80	
V40 (VW) 1,8-2,0 D2, D3, D4, T2, T3, T4, T5 Start/Stop	09.12-	DE 70 A		
V40 (VW) 2,0-2,5 TD, DI Start/Stop	09.12-	DE 70 AGM		
V50 (MW) 1,6 D, 2,4 D	04.04-		DA 77H DA 74	
V50 (MW) 1,6-1,8	04.04-		DA 77T DA 72	
V50 (MW) 1,6-2,4; 1,6-2,4 D DRiVe Start/Stop	03.09-	DE 70 AGM		
V50 (MW) 2,0 FlexFuel	04.04-		DA 63H DA 62H	
V50 (MW) 2,0-2,4, D5, T5, AWD	04.04-		DA 77T DA 72	
V60 2,0 T, D3, D4, T4, T5, T6	03.09-		DA 77H DA 74	
V60 2,4 Hybrid AWD	03.09-	DE 80 AGM		
V60 T3, T4, 1,6; D3, 2,4 D5 DRiVe Start/Stop**	09.10-	DE 70 AGM DE 80 AGM		
V70 I (P80) 2,0-2,5	01.97-03.00		DA 77H DA 74	DS 72
V70 I (P80) 2,5 TDI	01.97-03.00		DA 100 DA 95H	DS 95
V70 II (P80) 2,4-2,5 D, D5, TDI	03.00-08.07		DA 100 DA 95H	
V70 II (P80) T5 2,0-2,5	03.00-08.07		DA 77H DA 74	
V70 III (BW) 1,6 D DRiVe	03.09-		DA 77H DA 74	
V70 III (BW) 1,6-3,2, T, D3, D4, T5	03.09-		DA 77H DA 74	
V70 III (BW) T4, 1,6 D, D4, T4 DRiVe Start/Stop	03.09-	DE 70 AG		
V90 2,5-2,9	01.97-12.98		DA 77H DA 74	DS 72
XC40 (536) T5 AWD, D4 AWD DRiVe Start/Stop**	10.17-	DE 70 AGM DE 80 AGM		
XC60 2,0, T6, 3,2; D5, T5, T6	03.08-		DA 77H DA 74	
XC60 2,4 D DRiVe	03.09-		DA 100 DA 95H	
XC60 D3, D4, D5 DRiVe Start/Stop	03.09-	DE 70 AGM		
XC70 I, II 2,4 D5 AWD	03.00-		DA 100 DA 95H	DS 95

CARS AND SMALL TRANSPORTERS

Brand/ Model designation	Year of manu- facture	DURACELL Extreme	DURACELL Advanced	DURACELL Starter
XC70 I, II 2,4-2,5	03.00-		DA 77H DA 74	DS 72
XC70 I, II 2,4-2,5 D DRIVE	03.09-		DA 100 DA 95H	
XC70 II D3, D4, T5, T6 DRIVE Start/Stop**	03.09-	DE 70 AGM DE 80 AGM		
XC90 2,5 D5	10.02-		DA 100 DA 95H	
XC90 2,5-2,9 T, T6, V8, 3,2	10.02-		DA 77H DA 74	
Wiesmann				
Roadster, GT Coupe MF4-S, MF5	01.96-	DE 92 AGM		
Zastava				
10 (188) 1,2 60	10.05-		DA 50T DA 44	
Zhengzhou				
Paladin 2,4*	06.02-		DA 77H DA 74	DS 72
Paladin 2,4-3,3	06.02-		DA 70	
Zhonghua				
Grandeur 2,0-2,3	10.03-		DA 70	
SY 2,0-2,3	06.99-		DA 70	
Zhongxing				
Admiral Pick-Up 2,2	01.00-		DA 70	
Banner 2,2	01.97-		DA 70	
Grand Tiger Pick-Up 2,2 4WD	08.05-		DA 70	
Tiger Pick-Up 2,2	01.97-10.03		DA 70	

* mit Bodenleistenadapter Art.Nr. 305002030101/with base hold-down adapter Art.No. 305002030101 ** bitte Originalbatterie prüfen, da unterschiedliche Batteriegröße/-technologie verbaut sein kann. In erster Linie abhängig von der elektrischen Zusatzausstattung. (VRLA = AGM, AFB/ECM = EFB) / Please check the original battery, as differing battery sizes and technologies may be installed. The battery choice depends primarily upon the electrical extras. (VRLA = AGM, AFB/ECM = EFB) *** mit Polhülsen Dünn-DIN Art.Nr. 1020001300+1020001400/with terminal covers thin-DIN Art.No. 1020001300+1020001400 **** noch nicht verfügbar im Duracell Sortiment/not yet available in the Duracell assortment



TRUCKS AND BUSES

Brand/ Model designation	Year of manu- facture	DURACELL Professional	DURACELL Extreme	DURACELL Advanced
AEC				
Ranger		DP 110L		
Reliance, Swift		DP 110		
Agrale				
Microbus MA 6.0 - 8.5 Euro II, III		DP 145 SHD DP 140		
Midibus MA 9.2, 12.0 Euro II, III		DP 180 SHD DP 180		
ASTRA				
HD 7 42.42-86.52/ HD 7-C 42.36-88.50/ HD 8 42.36 - 88.56	01.00-	DP 180 SHD DP 180		
Atkinson				
Borderer T3246RR, XBL		DP 110		
Defender Tipper S2466X		DP 110		
Searcher 2466X, XL		DP 110		
Auwärter				
302-Series 8 - 13		DP 225 SHD DP 225		
800-Series 811 42 - 813 43		DP 225 SHD DP 225		
AVIA				
alle Modelle 12V/ all models 12V			DE 92 AGM	DA 100
D-Line D 60-120	10.01-		DE 92 AGM	DA 100
Barbi				
Volvo Genesis		DP 225 SHD DP 225		
Barkas				
alle Modelle Diesel/all models diesel		DP 145 SHD DP 140		
Barreiros				
alle Modelle/all models		DP 170 SHD		
Bedford				
CF-Series CF 2/230 / CF 2/250 / CF 2/280 / CF 2/350		DP 110L		
CF-Series D		DP 110L		
D-Series D 7,5T			DE 92 AGM	DA 100
TJ-Series TJ 220 - TJ 1000		DP 110L		
TK-Series TK 220 - TK 1630		DP 110L		
TL-Series / TM-Series TL 570 - 3200, TM 500 - 4400				
Y-Series YNT		DP 110		
Y-Series YNV		DP 110		
Berna				
4VF, 4VM / D180 - D330		DP 170 SHD DP 145 SHD DP 140		
5 VFS, VF, VM, V				
Bova				
Futura FHD 10 - 14, FLD 15	09.84-	DP 225 SHD DP 225		
Futura FHD/FLD 104 - 127	09.84-	DP 225 SHD DP 225		
Lexio LD/LLD 123, 130 - 365	09.05-	DP 225 SHD DP 225		
Magiq HD 120 - 139 Magnum	10.99-	DP 225 SHD DP 225		
Magiq MHD 122 - 148 Magnum	10.99-	DP 225 SHD DP 225		
Synergy DD 130, 138 / SDD 130, 141 / SSD 130, 141	09.04-	DP 225 SHD DP 225		
Bremach				
GR-Series GR35			DE 92 AGM	DA 100
GR-Series GR45			DE 92 AGM	DA 100
NB-Series NB35			DE 92 AGM	DA 100
NB-Series NB45			DE 92 AGM	DA 100
Bremach				
14-150 (12V), 14-185		DP 180 SHD DP 180		
14-150 (24V)		DP 145 SHD DP 140		
AK 14-150		DP 180 SHD DP 180		

Brand/ Model designation	Year of manu- facture	DURACELL Professional	DURACELL Extreme	DURACELL Advanced
BS		DP 145 SHD DP 140		
BS Bus		DP 180 SHD DP 180		
Burglöwe		DP 110		
Commodore, Präfekt		DP 180 SHD DP 180		
Konsul		DP 180 SHD DP 180		
OM		DP 110		
Supercargo L 14-185		DP 180 SHD DP 180		
Commer-Carrier-Dodge				
300-Series		DP 180 SHD DP 180		
K2413T		DP 110L		
DAF				
45 FA 45.120 - 45.210	01.91-12.00	DP 110		
55 FA 55.150 - 55.230	09.95-12.00			
65 CF FA 65 CF 180/210	02.98-12.00	DP 180 SHD DP 180		
65 FA 65.180 - 65.240	01.93-02.98	DP 145 SHD		
75 CF FA 75 CF 250/290	02.98-12.00	DP 180 SHD DP 180		
75 FA 75.240 - 75.300	07.92-02.98	DP 145 SHD		
85 CF FA 85 CF 340/430	02.98-12.00	DP 180 SHD DP 180		
85 FA 85.330 - 85.400	07.92-02.98	DP 180 SHD DP 180		
95 FA 95.310 - 95.500	09.87-01.98	DP 180 SHD DP 180		
95 XF FA 95 XF 380/430/480/530	01.97-09.02	DP 180 SHD DP 180		
CF 65 FA 65.180 - 65.290	01.01-12.04	DP 180 SHD DP 180		
CF 65 FA 65.180 - 65.290	01.05-	DP 190 EFB DP 180 SHD		
CF 75 FA 75.250 - 75.360	01.01-12.04	DP 180 SHD DP 180		
CF 75 FA 75.250 - 75.360	01.05-	DP 190 EFB DP 180 SHD		
CF 85 FA 85.340 - 85.510	01.01-12.04	DP 190 EFB DP 180 SHD		
CF 85 FA 85.340 - 85.510	01.05-	DP 190 EFB DP 180 SHD		
F 1000 FA 1000		DP 110		
F 1100 FA 1100		DP 145 SHD		
F 1200 FA 1200		DP 145 SHD		
F 1300 FA 1300		DP 145 SHD		
F 1400 FA 1400		DP 145 SHD		
F 1500 FA/FD 1500		DP 145 SHD		
F 1600 FA /FGG 1600/1521		DP 145 SHD		
F 1700 FA 1700		DP 145 SHD		
F 1800 FAV 1800		DP 145 SHD		
F 1900 FA/FD/FT 1900		DP 190 EFB DP 180 SHD		
F 2100 FA/FAG/FAS/FT 2103/2105		DP 190 EFB DP 180 SHD		
F 2300 FA/FAB/FAG/FAS/ FAT/FAV/FMB/FMT/FT 2300/2303/2305	09.63-10.93	DP 190 EFB DP 180 SHD		
F 2500 FA/FAG/ FAT/FMD/FMT 2500/2503/2505/2525/2535		DP 190 EFB DP 180 SHD		
F 2700 FA/FAB/FAG/FAR/ FMT/FT 2700	01.90-10.93	DP 190 EFB DP 180 SHD		
F 2800 FA/FAB/FAC/ FAD/FAR/FAS/FAT/ FMD/FT/FMS/FTT 2800/2803/2804/2805/2825	09.73-09.91	DP 190 EFB DP 180 SHD		
F 2900 FA/FAD/FMD/FT 2900	01.90-10.93	DP 190 EFB DP 180 SHD		



Brand/ Model designation	Year of manu- facture	DURACELL Professional	DURACELL Extreme	DURACELL Advanced
F 3200 FA/FAB/FAR/FAS/FAT/ FMD 3200	01.90-10.93	DP 190 EFB DP 180 SHD		
F 3300 FA/FAC/FAD/FAG/ FAS/FAT/FT/FTG/FTS/FTT 3300/3303/3304/3305/3325	06.81-09.91	DP 190 EFB DP 180 SHD		
F 3600 FA/FAG/ FAR/FAS/FT/FTT 3600/3603/3604/3605/3625	06.85-09.91	DP 190 EFB DP 180 SHD		
F 600 FA 600		DP 110		
F 800 FA 800		DP 110		
LF 45 45.130 - 45.250	01.01-	DP 110		
N 2800 NAT 2826		DP 240 EFB DP 225 SHD		
N 3300 NAT 3326		DP 240 EFB DP 225 SHD		
XF 95 95.380 - 95.530	09.02-12.06	DP 190 EFB DP 180 SHD		
F 900 FA 900		DP 110		
XF 105 105.410 - 105.510	10.05-	DP 190 EFB DP 180 SHD		
Dennis				
Javelin		DP 180 SHD DP 180		
Dart/Delta 1600-2222		DP 110		
Dodge				
12 Ton Range (24V)		DP 110		
300-Series C 17T, 38T, 3864		DP 225 SHD DP 225		
300-Series C 2464, C 38T, 4084, K 3820, R 3820P		DP 180 SHD DP 180		
500-Series (12V/24V)		DP 110		
C 4084		DP 180 SHD DP 180		
CE (24V)		DP 110		
DKC		DP 110L		
K 1100 (Chrysler)		DP 110L		
K 2413		DP 110L		
K 3820		DP 145 SHD DP 140		
K, KP		DP 110L		
Ebro				
100/8D			DE 92 AGM	DA 100
F260, F275			DE 70 AGM	DA 77H
F-Series F 100 - F 350			DE 70 AGM	DA 77H
L-Series L 35/L45/L60/L80			DE 92 AGM	DA 100
Trade 2,0; 2,8			DE 70 AGM	DA 77H
Enasa				
1000-Series 1061-1066		DP 225 SHD DP 225		
EOS Coach				
alle Modelle/all models		DP 225 SHD DP 225		
ERF				
64 R 260T (Rolls Royce) / 84 PF (Perkins)		DP 110		
86 PS Fire Appliance		DP 110		
alle Modelle/ all models (Cummins)		DP 110		
alle Modelle/ all models (Gardner LW)		DP 110		
alle Modelle/ all models (Perkins)		DP 110		
ECL 6.22 - 7.28 RD3 / TP3 (206 kW)	04.02-	DP 180 SHD DP 180		
ECM 6.22 - 7.28	04.02-	DP 180 SHD DP 180		
ECT 10.35 - 32.35	04.02-	DP 180 SHD DP 180		
E-Series / EC-Series		DP 180 SHD DP 180		
S (Perkins) / 84 PS (Perkins) / 84 PV (Perkins)		DP 110		

Brand/ Model designation	Year of manu- facture	DURACELL Professional	DURACELL Extreme	DURACELL Advanced
F.T.F.				
alle Modelle/all models		DP 225 SHD DP 225		
FAR				
CM 54, 55, 56V			DE 92 AGM	DA 100
Faun				
AK AK 414 HW		DP 225 SHD DP 225		
L L 1212/45 ZA 6x6, L 1212/45 ZA 6x7		DP 225 SHD DP 225		
FBW				
alle Modelle/all models		DP 145 SHD DP 140		
Fiat				
130 NC, NR, NT 20		DP 140		
159.17		DP 140		
170.35		DP 170 SHD		
242/15 / 242/18			DE 92 AGM	DA 100
50 F8 - 79 F13			DE 70 AGM	DA 77H
70.10 / 79.13			DE 70 AGM	DA 77H
AL 418 AL		DP 135 SHD		
Daily 28 F 8 / 30 F 8 / 32 F 8 / 35 F 8 / 40 F 8		DP 135 SHD		
E 242 E			DE 92 AGM	DA 100
F 170F20-F35		DP 170 SHD		
NC 50 NC - 170 NC		DP 140		
P 170.35 P		DP 170 SHD		
N 619 N - 697 N		DP 170 SHD		
NR 130 NR / 150 NR 20		DP 140		
NT 130NT, NT20		DP 140		
PAC 190 PAC 20 / 190 PAC 26/ 260 PAC 26		DP 140		
PC 65 PC / 75 PC			DE 70 AGM	DA 77H
T 170.35 T		DP 170 SHD		
TP 170.35 TP		DP 170 SHD		
Foden				
ER / FCU over 40 tons (Cum- mins) / FE, FG, FLE Modelle/ models			DP 110L	
Haulmaster			DP 110L	
HAULMASTER Range / S 104, 106, 108			DP 110L	
S 104 - 108, S 83			DP 110	
S 83			DP 110	
Tilt Cab (Cummins) / Tilt Cab (Gardner)			DP 110L	
Tiltcab Gardner Engine / Gardner Motor			DP 110L	
Ford				
1013 / 1315 / 1620 / 1924 / 2417 / 2624 / 3424			DP 110L	
Bus Chassis			DP 145 SHD DP 140	
Cargo 0609 - 1215	04.81-		DP 110L	
CARGO-Series 1012 - 1115			DP 110L	
CARGO-Series 608 - 915			DP 110L	
D & K PASSENGER / D-Series			DP 110L	
Freight-Rover				
Sherpa 185 - 300				DA 95L
Ginap				
C2 C2120/2121			DP 180 SHD DP 180	
F 160 - 535			DP 180 SHD DP 180	
G 3229 - 5450			DP 180 SHD DP 180	
KFS 10 - 16			DP 180 SHD DP 180	
X2 2219 - 2223, X3 3232 - 3335			DP 180 SHD DP 180	
X4 4241 - 4446 TS			DP 180 SHD DP 180	

TRUCKS AND BUSES

Brand/ Model designation	Year of manu- facture	DURACELL Professional	DURACELL Extreme	DURACELL Advanced
X5 5250 - 5450, X52, X53		DP 225 SHD DP 225		
GMC				
7000		DP 225 SHD DP 225		
White		DP 110L		
Hanomag-Henschel				
F 161 AK-F 193 S		DP 145 SHD DP 140		
F 20, 23, 25, 30, 35, 36 Diesel		DP 145 SHD DP 140		
F 20-F35		DP 145 SHD DP 140		
F 45 V Diesel		DP 145 SHD DP 140		
F 46-F 86		DP 145 SHD DP 140		
H-Series H 161 AK-H 191 S-R		DP 145 SHD DP 140		
Hanomag-Rheinstahl				
A 28		DP 180 SHD DP 180		
Garant L, LL, EL, K		DP 180 SHD DP 180		
L 28		DP 180 SHD DP 180		
Markant L, LL, K, S		DP 180 SHD DP 180		
Hino				
FH / FS, FY		DP 180 SHD DP 180		
HB KY / HE		DP 145 SHD DP 140		
KB		DP 180 SHD DP 180		
KM KL KLR KR		DP 110L		
KY / ZM		DP 180 SHD DP 180		
IFA				
alle anderen Modelle/ all other models		DP 180 SHD DP 180		
Multicar M24		DP 145 SHD DP 140		
Ikarus				
297.07 / 398.20		DP 180 SHD DP 180		
405 / 417		DP 225 SHD DP 225		
Inbus				
alle anderen Modelle/ all other models		DP 225 SHD DP 225		
Ino				
HE		DP 145 SHD DP 140		
Irisbus				
ACCESS'BUS 127 GX 127	01.02-	DP 225 SHD DP 225		
ARWAY (243 kW)		DP 225 SHD DP 225		
ARWAY 12m / 12.8m	06.06-	DP 225 SHD DP 225		
AXER 12m / 12.8m	10.03-01.07	DP 225 SHD DP 225		
CITELIS (213 kW)		DP 225 SHD DP 225		
CITELIS 12 / 18 / 18 CNG	09.05-	DP 225 SHD DP 225		
CROSSWAY (243 kW)		DP 225 SHD DP 225		
CROSSWAY 10.6m / 12m / 12.8m	06.06-	DP 225 SHD DP 225		
DAILY TOURYS 16 / 19	11.06-	DP 110		

Brand/ Model designation	Year of manu- facture	DURACELL Professional	DURACELL Extreme	DURACELL Advanced
DOMINO 2001	10.03-	DP 225 SHD DP 225		
EVADYS (280 kW)		DP 225 SHD DP 225		
EVADYS H/HD 12m / 12.8m	10.03-	DP 225 SHD DP 225		
RECREO 12 m / 12.8 m	10.03-01.07	DP 225 SHD DP 225		
IVECO				
P/PA 159-17 - 340-34	12.79-12.93	DP 180 SHD DP 180		
Stralis AD/AT 440S33 - AD/ AT 440S43	02.02-	DP 240 EFB DP 225 SHD		
Stralis AS 190S40 - AS 260S56	02.02-	DP 190 EFB DP 180 SHD		
Zeta 109 - 14	01.79-12.92	DP 135 SHD		
Zeta 50-8 - 65-12	01.79-12.92		DE 92 AGM	DA 100
Zeta 79-10 - 95-14	01.79-12.92	DP 135 SHD		
Zeta A60-9 - A70-12	01.79-12.92		DE 92 AGM	DA 100
Daily I 30-8 - 59-12	01.78-04.99		DE 92 AGM	DA 100
Daily II 29L10 - 60C18	05.99-	DP 110		
EuroCargo 100E15 - 110E25	01.91-	DP 110		
EuroCargo 120E15 - 190E30	01.91-	DP 180 SHD DP 180		
EuroCargo 225E28 - 320E28	01.91-	DP 180 SHD DP 180		
EuroCargo 60E10 - 95E21	01.91-	DP 110		
EuroStar LD 190E38 - LD 440E52	01.93-02.02	DP 180 SHD DP 180		
EuroTech MH 190E24 - 440E43	09.98-	DP 190 EFB DP 180 SHD		
EuroTech MP 180E34 - 440E43	01.92-	DP 190 EFB DP 180 SHD		
EuroTech MT 180E24 - 440E43	01.92-08.98	DP 190 EFB DP 180 SHD		
EuroTrakker MP 190E30 - MP 260E44	01.93-11.04	DP 180 SHD DP 180		
EuroTrakker MP 340E34 - MP 720E47	01.93-11.04	DP 180 SHD DP 180		
M 115-17 - 175-24	06.82-12.92	DP 180 SHD DP 180		
MK 110-13 - 130-16	01.83-12.91	DP 170 SHD		
MK 75-9 - 90-13	01.83-12.91	DP 135 SHD		
P/PA Haubenfahrzeug 1 20-13 - 330-30	12.79-12.93	DP 180 SHD DP 180		
Stralis AD 190S27 - AD 260S45	02.02-	DP 190 EFB DP 180 SHD		
Stralis AS 260S50 (368 kW)	02.02-	DP 240 EFB DP 225 SHD		
Stralis AS 260S54 - AS 260S56	02.02-	DP 190 EFB DP 180 SHD		
Stralis AS/AT 440S40 - AS/ AT 440S56	02.02-	DP 240 EFB DP 225 SHD		
Trakker AD/AT 190T31 - AD/ AT 720T50	10.04-	DP 240 EFB DP 225 SHD		
TurboStar 190-33 - 190-48	07.84-12.93	DP 190 EFB DP 180 SHD		
TurboTech 190-26 - 240-36	01.90-01.93	DP 190 EFB DP 180 SHD		
IVECO Fiat				
242			DE 92 AGM	DA 100
100A/NC/NR/NT/PC 130A/ NC/NR/NT		DP 145 SHD DP 140		
135.14 - 165.24		DP 170 SHD		
170.23 - 330.36		DP 180 SHD DP 180		
260.25 - 330.36		DP 180 SHD DP 180		
54.12		DP 145 SHD DP 140		
625N			DE 92 AGM	DA 100
645N / 650N 655 / 662N / 672 / 673 / 683N		DP 145 SHD DP 140		



Brand/ Model designation	Year of manu- facture	DURACELL Professional	DURACELL Extreme	DURACELL Advanced
80NC/NR, 90NC			DE 92 AGM	DA 100
IVECO Magirus				
109-14		DP 135 SHD		
110-13 / 110-16 / 110-17		DP 170 SHD		
115-17 / 120-13 / 120-17		DP 180 SHD DP 180		
130-13 / 130-16		DP 170 SHD		
135-14 -340-34		DP 180 SHD DP 180		
50-9 / 60-11 / 65-9 / 65-12			DE 92 AGM	DA 100
75-9 - 95-14		DP 135 SHD		
AHB 6x4 (220 PS)		DP 180 SHD DP 180		
IVECO OM				
100, 120		DP 145 SHD DP 140		
IVECO Unic				
100 NC/NR/PC		DP 145 SHD DP 140		
109.14		DP 135 SHD		
110 NC/PC, 120, 130		DP 145 SHD DP 140		
110.14 - 135.17		DP 180 SHD DP 180		
130.16 / 135.17		DP 180 SHD DP 180		
130NC/NR/NT		DP 145 SHD DP 140		
140NC/NR/NT		DP 145 SHD DP 140		
145.17		DP 180 SHD DP 180		
150NL/NR, 159NC, 170NC/ NR/NT/U/TS		DP 145 SHD DP 140		
175.17 - 190.48		DP 180 SHD DP 180		
190.24-48		DP 180 SHD DP 180		
230 EURO		DP 145 SHD DP 140		
240.36 - 260.30		DP 180 SHD DP 180		
300 TS, 330.30 - 330.36		DP 180 SHD DP 180		
35.1 - 65.10			DE 92 AGM	DA 100
75P / PC		DP 140		
79.10 / 79.14		DP 135 SHD		
90 P		DP 140		
Jelcz				
alle Modelle/all models		DP 180 SHD DP 180		
Jonckheere				
alle Modelle 12V/ all models 12V		DP 180 SHD DP 180		
alle Modelle 24V/ all models 24V		DP 180 SHD DP 180		
Karosa				
alle Modelle/all models		DP 180 SHD DP 180		
Kässbohrer				
S 10 - 14 / S 103 / S 200 - 216 / S 300 - 315		DP 180 SHD DP 180		
S 100 - 150		DP 180 SHD DP 180		
S 7-9 / SG 175 / SG 180		DP 180 SHD DP 180		
S 80			DE 92 AGM	DA 100
Setra 260 DW		DP 135 SHD		
KHD				
M M 170 D 10 AL - M 180 R 12		DP 145 SHD DP 140		
M M 200 SH 110 U		DP 225 SHD DP 225		

Brand/ Model designation	Year of manu- facture	DURACELL Professional	DURACELL Extreme	DURACELL Advanced
M M 230 L 117 - M 230 R 120, L120		DP 145 SHD DP 140		
M M 230 TR 120, TL 120		DP 145 SHD DP 140		
Leyland				
145 Turbo		DP 110		
BEAR		DP 110L		
Bison BN		DP 110L		
Buffalo BU		DP 110L		
Chieftain		DP 110L		
Clydesdale		DP 110L		
COMET (Tilt Cab)		DP 110L		
Eland		DP 110L		
FA 2300 HAT / 2700 HS		DP 180 SHD DP 180		
FA 45.120 - 65.210		DP 110		
FAD 80.300 - 80.330		DP 180 SHD DP 180		
FAS 2300 HAT / 2700 HS		DP 180 SHD DP 180		
FG (2, 2 & 2, 5 l)		DP 110		
FM (2, 2 & 2, 5 l)		DP 110		
Freighter (12V)		DP 110		
FREIGHTERT 203 / T207 / T500		DP 110		
FT 2300/2700/3200		DP 180 SHD DP 180		
FT 85.330 - 95.430		DP 180 SHD DP 180		
FTG 85.330 - 95.430		DP 180 SHD DP 180		
Handyman		DP 110		
JU J4 D		DP 110L		
ROAD RUNNER (T211) / ROAD RUNNER (T45)		DP 110		
SUPER COMET (Tilt Cab) WF(2.2 & 2.5 Litre)		DP 110 DP 110		
LIAZ				
alle Modelle/all models		DP 225 SHD DP 225		
MACK				
alle Modelle 12V/ all models 12V		DP 110L		
Magirus-Deutz				
Bus E113		DP 135 SHD		
Bus M2000 / R106		DP 170 SHD		
Bus R80 R/L81			DE 92 AGM	DA 100
Bus SH 105/110/120/170		DP 180 SHD DP 180		
Bus T117 L117 / TL100 L100 / TL120 L120 / TR100 R100		DP 170 SHD		
D 100 D / 120 D / 130 D		DP 180 SHD DP 180		
D 170 D		DP 135 SHD		
D 232 D / 256 D / 270 D / 310 D / 340 D		DP 180 SHD DP 180		
D 75 D / 80 D		DP 180 SHD DP 180		
D 85 D / 90 D / 135 D		DP 135 SHD		
L 260 L 117		DP 170 SHD		
M 120 R 80			DE 92 AGM	DA 100
M 130M / 160 M / 168 M		DP 180 SHD DP 180		
M 170 D		DP 145 SHD DP 140		
M 170 SH 110 / M 200 SH 110 U		DP 180 SHD DP 180		
M 192 M		DP 140		
M 256 M / 320 M		DP 180 SHD DP 180		
M 320 M		DP 180 SHD DP 180		
M 90 M		DP 135 SHD		
M 90 M		DP 140		

TRUCKS AND BUSES

Brand/ Model designation	Year of manu- facture	DURACELL Professional	DURACELL Extreme	DURACELL Advanced
R 130 R 81			DE 92 AGM	DA 100
SH 230 SH 110		DP 180 SHD DP 180		
MAN				
E 2000		DP 180 SHD DP 180		
EL 202/222/262	01.93-01.01	DP 225 SHD DP 225		
EM 192/222/223	08.87-	DP 180 SHD DP 180		
F 2000 19.233 - 41.464	01.94-	DP 180 SHD DP 180		
F 90 19.242 - 19.502	06.86-12.97	DP 145 SHD DP 140		
F 90 24.242 - 48.462	06.86-12.97	DP 180 SHD DP 180		
F 90 Unterflur 19.322 - 26.422	06.86-09.96	DP 145 SHD DP 140		
G 6.90 - 10.136	10.79-08.88	DP 145 SHD DP 140		
G 90 6.100 - 10.150	09.87-05.95	DP 145 SHD DP 140		
L 2000 8.103 - 12.225	10.93-	DP 145 SHD DP 140		
LION'S COACH FRH 352, RH 353 / FRH 402	09.95-	DP 225 SHD DP 225		
LION'S COACH RH 403, RH 413, RH 463, RHC 464	09.95-	DP 225 SHD DP 225		
LION'S STAR FRH 352, RH 353 / FRH 402	03.91-	DP 225 SHD DP 225		
LION'S STAR RH 403, RH 414, RHS 414 / RH 464, RHS 464	03.91-	DP 225 SHD DP 225		
LIONS CITY	01.04-	DP 225 SHD DP 225		
LIONS COMFORT RN 313 / RN 353	09.96-	DP 225 SHD DP 225		
M 2000 L 12.163 - 26.284	09.99-	DP 145 SHD DP 140		
M 2000 M 14.224 - 25.284	08.95-12.05	DP 145 SHD DP 140		
M 90 12.152 - 24.272	08.88-12.98	DP 145 SHD DP 140		
NG 262/263/272/312/313	08.92-	DP 180 SHD DP 180		
NL 202/222/262/263/313	09.88-	DP 180 SHD DP 180		
NM 152/182/192/222/223	08.87-	DP 145 SHD DP 140		
NÜ 263/313/353	03.96-	DP 180 SHD DP 180		
R R/FR/FRH 292, FRH 362	05.85-01.93	DP 225 SHD DP 225		
SD 200	04.74-04.94	DP 180 SHD DP 180		
SD 202	04.74-04.94	DP 225 SHD DP 225		
SG 220/240/242/ 292/312/322	09.72-	DP 180 SHD DP 180		
SL 200	06.72-04.87	DP 180 SHD DP 180		
SL II SL 202	04.84-05.96	DP 180 SHD DP 180		
SM 152	08.87-	DP 145 SHD DP 140		
SM 182/192	08.87-	DP 180 SHD DP 180		
SR 240/280/321	02.75-08.94	DP 180 SHD DP 180		
SÜ 240/242/263/272/292/313/322	04.93-05.95	DP 180 SHD DP 180		
TGA 18.310 - 19.480	03.00-02.05	DP 190 EFB DP 180 SHD		
TGA 18.310 - 19.480	03.05-	DP 190 EFB DP 180 SHD		

Brand/ Model designation	Year of manu- facture	DURACELL Professional	DURACELL Extreme	DURACELL Advanced
TGA 24.350 - 41.660	03.00-02.05	DP 190 EFB DP 180 SHD		
TGA 24.350 - 41.660	03.05-	DP 240 EFB DP 225 SHD		
TGE 2,5 TDI 100-130kW Start/Stop	03.17-	DE 92 AGM		
TGE 2,5 TDI 65-80kW Start/Stop	03.17-	DE 70 AGM DE 70 EFB		
TGL 7.150 - 12.250	04.05-	DP 145 SHD DP 140		
TGM 12.240 - 26.340	10.05-	DP 190 EFB DP 180 SHD		
TGS 18.320 - 18.540	10.07-	DP 190 EFB DP 180 SHD		
TGS 24.320 - 41.540	10.07-	DP 240 EFB DP 225 SHD		
TGX 18.360 - 18.540	10.07-	DP 190 EFB DP 180 SHD		
TGX 24.360 - 41.680	10.07-	DP 240 EFB DP 225 SHD		
ÜL 242/272/292/313/353	09.89-	DP 190 EFB DP 180 SHD		
MAS				
alle Modelle/all models		DP 180 SHD DP 180		
Meili				
MD 1000		DP 110		
MD 1001		DP 110		
Menarini				
316.13		DP 170 SHD		
370.10.27		DP 170 SHD		
370.12.25		DP 170 SHD		
418 AC		DP 225 SHD DP 225		
419 AL		DP 225 SHD DP 225		
A 70.12				DA 95
Mercedes-Benz				
ACTROS 1831 - 4148	04.96-10.02	DP 240 EFB DP 225 SHD		
ACTROS MP2 1832 - 5048	10.02-	DP 240 EFB DP 225 SHD		
ATEGO 2 712 - 1624	10.04-	DP 190 EFB DP 180 SHD		
ATEGO 712 - 2628	01.98-10.04	DP 190 EFB DP 180 SHD		
AXOR 1823 - 3228	09.01-10.04	DP 190 EFB DP 180 SHD		
AXOR 2 1823 - 3343	10.04-	DP 240 EFB DP 225 SHD		
CITARO (O 530) G/GNG/N/ NG/L	01.98-	DP 225 SHD DP 225		
CITO (O 520) 130 kW	09.98-	DP 225 SHD DP 225		
CONNECTO (O 345) C/H/M/UE	11.01-	DP 225 SHD DP 225		
ECONIC 1823 - 3233	03.98-	DP 225 SHD DP 225		
LK/LN2 709 - 2024	01.84-12.98		DE 92 AGM	DA 100
LP 608 - LP 1113	09.63-12.84		DE 92 AGM	DA 100
MB-TRAC 1000/1100	07.73-12.91	DP 180 SHD DP 180		
MB-TRAC 1300/1400/1500	07.73-12.91	DP 180 SHD DP 180		
MB-TRAC 65/70, 700/800	07.73-12.91	DP 145 SHD DP 140		
MB-TRAC 900	07.73-12.91	DP 145 SHD DP 140		
MK 1222 - 2534	12.87-09.96	DP 145 SHD DP 140		
NG 1013 - 3836	08.73-09.96	DP 145 SHD DP 140		



Brand/ Model designation	Year of manu- facture	DURACELL Professional	DURACELL Extreme	DURACELL Advanced
O 301	09.85-12.87	DP 145 SHD DP 140		
O 303	10.74-09.92	DP 180 SHD DP 180		
O 305	09.67-07.77	DP 225 SHD DP 225		
O 307	04.73-12.87	DP 225 SHD DP 225		
O 309	01.68-02.89		DE 92 AGM	DA 100
O 340	01.91-06.95	DP 225 SHD DP 225		
O 402	10.85-12.91	DP 145 SHD DP 140		
O 404	09.91-10.99	DP 225 SHD DP 225		
O 405	09.84-	DP 225 SHD DP 225		
O 407	03.87-11.01	DP 225 SHD DP 225		
O 408	09.89-12.98	DP 170 SHD		
SK 1728 - 4850	07.87-09.96	DP 145 SHD DP 140		
T1/TN 407 D - 410 D	01.77-06.95		DE 92 AGM	DA 100
T2/L L 407 D - LK 911	01.68-12.88		DE 92 AGM	DA 100
T2/LN1 507D - 814D	03.86-12.94	DP 145 SHD DP 140		
TOURINO (O 510)	10.03-	DP 225 SHD DP 225		
TOURISMO (O 350)	09.94-	DP 225 SHD DP 225		
TOURO (O 500)	10.01-	DP 225 SHD DP 225		
TRAVEGO (O 580)	10.99-	DP 225 SHD DP 225		
UNIMOG U 100/110, U 1000 - U 2450	01.66-	DP 145 SHD DP 140		
UNIMOG U 300/400	01.66-	DP 145 SHD DP 140		
UNIMOG U 500	01.66-	DP 145 SHD DP 140		
UNIMOG U 66/72/90, U 800/900		DP 145 SHD DP 140		
VARIO 512 D - 818 D	09.96-		DE 92 AGM	DA 100
Mitsubishi				
Canter 35/55/60/75	10.97-	DP 110L		
Mowag				
A 8			DE 70 AGM	DA 77H
AW-100				DA 70L
B-300			DE 70 AGM	DA 77H
W-300 B				DA 70L
Multicar				
M25 1,9 / 2,2	01.78-12.92	DP 145 SHD DP 140		
M26 1,9 / 2,5 / 2,8 /EcoLine, ProfLine,TransLine	06.92-		DE 92 AGM	DA 100
Tremo 501 / 601 / Carrier, S	09.98-		DE 92 AGM	DA 100
UX100 H, M	01.99-		DE 92 AGM	DA 100
Neoplan				
Centroliner N 4407/4411/4416/4420/4421	10.98-	DP 180 SHD DP 180		
Cityliner N 116/N 1216	04.73-	DP 180 SHD DP 180		
Euroliner N 3316/3318	10.98-	DP 180 SHD DP 180		
Jetliner N 208/213/214/216	09.73-09.93	DP 180 SHD DP 180		
Skyliner N 122	09.73-	DP 225 SHD DP 225		
Spaceliner N 117	09.79-	DP 225 SHD DP 225		
Starliner N 516 - N 5218	09.96-	DP 225 SHD DP 225		

Brand/ Model designation	Year of manu- facture	DURACELL Professional	DURACELL Extreme	DURACELL Advanced
Tourliner N 2216	09.02-	DP 225 SHD DP 225		
Transliner N 314/316/321	12.88-	DP 180 SHD DP 180		
Trendliner N 3516	09.04-	DP 225 SHD DP 225		
Nissan				
Atleon 110.35, 110.56, 120.35, 120.56, 140.70	09.00-		DE 92 AGM	DA 100
Atleon 110.56, 120.56, 140.75, 165.76		DP 110		
L50 - 90		DP 110		
Trade 100 (78 kW) / 3, 0 (63 kW) / 75 (55 kW)	03.87-12.00		DE 70 AGM	DA 77H
OM				
100 - 130 Series		DP 135 SHD		
150 - 200 Series		DP 170 SHD		
40 - 75				DA 95
Daino, Leoncino, Lupetto				DA 70L
Leoncino, Lupetto D				DA 95
Tigrotto				DA 70L
Otomarsan				
O 302		DP 145 SHD DP 140		
Pegaso				
360		DP 180 SHD DP 180		
1100 - 1136			DE 92 AGM	DA 100
1223 - 1236 / 2331 - 2334 / 2426		DP 180 SHD DP 180		
3041 - 3050 / 3560			DE 92 AGM	DA 100
5068 / 75 / COMET1091 / 1098 / EKUS 100 Turbo / J4 800			DE 92 AGM	DA 100
Praga				
S 5 T		DP 135 SHD		
UV 80			DE 92 AGM	DA 100
V 3 S		DP 135 SHD		
Renault Trucks				
B 55/70/90/110-50	01.83-09.95		DE 92 AGM	DA 100
Berliet 130 B/TB, 150 B		DP 180 SHD DP 180		
G 210.16 - 340.19	10.82-09.91	DP 145 SHD DP 140		
Magnum DXi 440.18 - 520.26, E.TECH 400.18 - 480.26	09.90-	DP 240 EFB DP 225 SHD		
Major R 340ti.16 - 420ti.35	05.91-10.96	DP 190 EFB DP 180 SHD		
Manager G 200.13 - 340.26	09.91-10.96	DP 190 EFB DP 180 SHD		
Mascott 2,8-3,0 D 110.35 - 160.65	01.99-06.10	DP 110		
Maxter G 230ti.19 - 340ti.40	10.92-06.97	DP 145 SHD DP 140		
Messenger B 80.35 - 120.65	05.92-06.99		DE 92 AGM	DA 100
Midliner M 140.12 - 250.16, ME 160.13-180.15, S 100.06 - 220.14	09.83-01.00	DP 135 SHD		
Midlum 135.08 - 280.18	01.00-	DP 190 EFB DP 180 SHD		
Premium 2 Distribution/Lan- der 240.18 - 460.19, Route 330.18 - 460.26	10.05-	DP 190 EFB DP 180 SHD		
Premium Distribution 210.16 - 420.18, Route 300.16 - 420.26	04.96-12.05	DP 180 SHD DP 180		
R 310.16 - 350.26	10.80-10.91	DP 170 SHD		
R 365.17 - 420.35	10.80-10.91	DP 190 EFB DP 180 SHD		
Saviem 10.215 - 19.280		DP 145 SHD DP 140		
Saviem 21.215 - 32.256		DP 145 SHD DP 140		

TRUCKS AND BUSES

Brand/ Model designation	Year of manu- facture	DURACELL Professional	DURACELL Extreme	DURACELL Advanced
Saviem 6126 - 9168		DP 145 SHD DP 140		
Saviem 650, 1080		DP 145 SHD DP 140		
Saviem HL, HM, HN, HP		DP 145 SHD DP 140		
Saviem JK 60 / JN 80		DP 145 SHD DP 140		
Saviem JN, JP, JR / JX		DP 145 SHD DP 140		
Saviem P 35 D / PS 30 / PS 30 (TELMA)		DP 145 SHD DP 140		
Saviem SM (24V) 5, SM 6/7/8-13		DP 145 SHD DP 140		
Saviem TP 3			DE 92 AGM	DA 100
Berliet 90 B		DP 145 SHD DP 140		
Berliet C 210-380, CBH 280/340, CLM 280/340		DP 180 SHD DP 180		
Berliet GB 131, GB/GC 191		DP 145 SHD DP 140		
Berliet GC 191		DP 145 SHD DP 140		
Berliet GLR 190/230		DP 180 SHD DP 180		
Berliet GR 191/280/305/320/350		DP 180 SHD DP 180		
Berliet JK 60/65/75		DP 145 SHD DP 140		
Berliet PR 10/12/14		DP 180 SHD DP 180		
Berliet TB 191		DP 145 SHD DP 140		
Berliet TBH 280		DP 170 SHD		
Berliet TBK6, TCK8, TEK6		DP 180 SHD DP 180		
Berliet TR 250 - 350, TRH 320 - 350		DP 180 SHD DP 180		
C 210.19-340.19, CBH 280.26-385.34, CCH 300.26-300.30	10.82-10.98	DP 135 SHD		
C CLM 280.19-385.25, CLR 230.19	10.82-10.98	DP 135 SHD		
G 170.11 - 200.18	10.82-09.91	DP 145 SHD DP 140		
Kerax 260.18 - 500.32	06.97-	DP 190 EFB DP 180 SHD		
Magnum AE 385.18 - 560.26	09.90-	DP 190 EFB DP 180 SHD		
Robur				
alle Modelle/all models		DP 170 SHD		
Roman				
alle anderen Modelle/all other models		DP 225 SHD DP 225		
L 60		DP 180 SHD DP 180		
S 400		DP 180 SHD DP 180		
W 50		DP 180 SHD DP 180		
Santana				
LR 119 2,3		DP 145 SHD DP 140		
LR 2000 3,4 D, -Ejercito		DP 145 SHD DP 140		
Saurer				
andere Modelle/ other models		DP 145 SHD DP 140		
D D 180 - D 330		DP 145 SHD DP 140		
Sava				
5720			DE 92 AGM	DA 100
J41000, J41100, J4700, J4800			DE 92 AGM	DA 100

Brand/ Model designation	Year of manu- facture	DURACELL Professional	DURACELL Extreme	DURACELL Advanced
Scammell				
Handyman			DE 92 AGM	DA 100
Scania				
2 - Series 112,92	05.80-05.88	DP 145 SHD DP 140		
2 - Series 82	05.80-05.88	DP 145 SHD DP 140		
2 - Series R/T 142	05.80-05.88	DP 180 SHD DP 180		
3 - Series 113, T 113	01.88-12.96	DP 180 SHD DP 180		
3 - Series 143, T 143	01.88-12.96	DP 180 SHD DP 180		
3 - Series 93, T 93	01.88-12.96	DP 145 SHD DP 140		
3 - Series bus K 113, L 113	01.89-12.97	DP 180 SHD DP 180		
3 - Series bus K 93	01.89-12.97	DP 145 SHD DP 140		
4 - Series 114, 94, T 114, T 94	09.95-09.04	DP 190 EFB DP 180 SHD		
4 - Series 124 / 144 / 164	09.95-09.04	DP 240 EFB DP 225 SHD		
4 - Series T 124 / 144	09.95-09.04	DP 240 EFB DP 225 SHD		
G 230/270/340/380/420	03.04-	DP 190 EFB DP 180 SHD		
P/G/R 230-480	03.04-	DP 190 EFB DP 180 SHD		
P/G/R/T 230-620	03.04-	DP 240 EFB DP 225 SHD		
Seddon Atkinson				
2-11 Series / 200 Series / 201 Series		DP 110		
B 21.215B		DP 145 SHD DP 140		
C 26.245C, 26.280C		DP 180 SHD DP 180		
Europacer / Pacer		DP 190 EFB DP 180 SHD		
Pegaso		DP 240 EFB DP 225 SHD		
Strato Cruiser		DP 180 SHD DP 180		
Strato sleeper cab		DP 180 SHD DP 180		
Setra				
Comfort Class 400 S 415 - 417	10.03-	DP 225 SHD DP 225		
Top Class 400 S 411 - 431	06.01-	DP 225 SHD DP 225		
Shelvolke & Dempster				
1290 - 1891		DP 180 SHD DP 180		
320, 320 (6x6)		DP 180 SHD DP 180		
680 M, 790		DP 145 SHD DP 140		
890, 990, 990A		DP 180 SHD DP 180		
TBY (24V)		DP 110L		
Sisu				
A-45 CL		DP 180 SHD DP 180		
E 11, E 12, E 14, E 18		DP 180 SHD DP 180		
Jury		DP 180 SHD DP 180		
Kontio		DP 180 SHD DP 180		
M-Series		DP 180 SHD DP 180		
SK 170, 171, 190		DP 180 SHD DP 180		



Brand/ Model designation	Year of manu- facture	DURACELL Professional	DURACELL Extreme	DURACELL Advanced
SL 190, 210		DP 180 SHD DP 180		
SM 220, 280, 300, 332, 372		DP 180 SHD DP 180		
SR 160, 300, 320		DP 180 SHD DP 180		
Skoda				
Bus AB 21		DP 135 SHD		
Spykstaal				
alle Modelle Benzin/ all models petrol			DE 70 AGM	DA 77H
alle Modelle Diesel/ all models diesel			DE 92 AGM	DA 100
Steyr Daimler Puch				
991		DP 180 SHD DP 180		
10 S-Series 10 S 14 / 10 S 18		DP 135 SHD		
11 S-Series 11 S 14 / 11 S 18			DE 92 AGM	DA 100
12 M-Series 12 M 18 / 12 M 21		DP 145 SHD DP 140		
12 S-Series 12 S 14 / 12 S 18 / 12 S 21		DP 135 SHD		
1290-Series 1290		DP 180 SHD DP 180		
1291-Series 1291		DP 145 SHD DP 140		
13 S-Series 13 S 23 / 13 S 14 / 13 S 18 / 13 S 21		DP 135 SHD		
1391-Series 1391		DP 145 SHD DP 140		
14 S-Series 14 S 14 / 14 S 18 / 14 S 21		DP 135 SHD		
1490-Series 1490		DP 145 SHD DP 140		
1491-Series 1491		DP 145 SHD DP 140		
15 S-Series 15 S 23 / 15 S 14 / 15 S 18 / 15 S 21		DP 145 SHD DP 140		
16 S-Series 16 S 21 / 16 S 23 / 16 S 14 / 16 S 18		DP 145 SHD DP 140		
17 S-Series 17 S 18 / 17 S 21 / 17 S 23		DP 145 SHD DP 140		
1890-Series 1890		DP 180 SHD DP 180		
1891-Series 1891		DP 180 SHD DP 180		
19 S-Series 19 S 24 / 19 S 28		DP 145 SHD DP 140		
19 S-Series 19 S 31 / 19 S 34 / 19 S 37		DP 180 SHD DP 180		
19 S-Series 19 S 39		DP 145 SHD DP 140		
22 S-Series 22 S 28		DP 145 SHD DP 140		
22 S-Series 22 S 31 / 22 S 34 / 22 S 37		DP 180 SHD DP 180		
26 S-Series 26 S 28		DP 145 SHD DP 140		
26 S-Series 26 S 31 / 26 S 34 / 26 S 37		DP 180 SHD DP 180		
2891-Series 2891		DP 145 SHD DP 140		
32 S-Series 32 S 28		DP 145 SHD DP 140		
32 S-Series 32 S 31 / 32 S 34 / 32 S 37		DP 180 SHD DP 180		
33 S-Series 33 S 31 / 33 S 34		DP 145 SHD DP 140		
380, 780		DP 145 SHD DP 140		
40 S-Series 40 S 31 / 40 S 34 / 40 S 37		DP 145 SHD DP 140		
480-Series 480		DP 145 SHD DP 140		

Brand/ Model designation	Year of manu- facture	DURACELL Professional	DURACELL Extreme	DURACELL Advanced
586/590-Series 586, 590		DP 145 SHD DP 140		
591/691-Series 591, 691			DE 92 AGM	DA 100
680/690-Series 680, 690		DP 145 SHD DP 140		
790/791-Series 790, 791		DP 145 SHD DP 140		
880/990/991-Series 880, 990, 991		DP 180 SHD DP 180		
890/891-Series 890		DP 145 SHD DP 140		
Pinzgauer Turbo D			DE 92 AGM	DA 100
S 9 S 14 / 9 S 18		DP 135 SHD		
SFL 11 HUA 280		DP 180 SHD DP 180		
SG 18 HUA 280		DP 180 SHD DP 180		
SL 11 HU 250 / SL 11 HUA 280		DP 180 SHD DP 180		
SS 11 HU 200 / SS 11 HUA 280		DP 180 SHD DP 180		
Tatra				
P/S 148 P3, 148S1/S3/S256		DP 180 SHD DP 180		
T 138 / 148		DP 190 EFB DP 180 SHD		
T 813 / 815 / 815-2		DP 240 EFB DP 225 SHD		
Terberg				
Com. Tr 200/4 200/6		DP 145 SHD DP 140		
F 1100/1150/1350/ 1450/1550		DP 145 SHD DP 140		
F 1850/1900/2000/2850		DP 180 SHD DP 180		
F950/975/1050		DP 145 SHD DP 140		
FM 1350/1450/1950/ 2000/2800/3000		DP 180 SHD DP 180		
RT20 / RT220 4 x 4		DP 145 SHD DP 140		
SF 1200/1300/1350/1450		DP 145 SHD DP 140		
TER 170/190		DP 145 SHD DP 140		
TER 200/280		DP 145 SHD DP 140		
TSR 100U/1025/1100		DP 145 SHD DP 140		
TT17		DP 180 SHD DP 180		
YT180 4 x 2		DP 145 SHD DP 140		
Toyota				
Dyna 100				DA 60
Dyna 100 Diesel				DA 70
Dyna 150				DA 60L
Dyna 150 - 200 Diesel				DA 95
Dyna 2,5 - 4,6 D4D				DA 95
Dyna LY60 - LH80				DA 70L
Dyna YH81				DA 60L
Dyna YH81 Diesel				DA 70L
F6		DP 225 SHD DP 225		
HJ 45 (Diesel)				DA 70L
Stout (RK 110)				DA 70L
VEB FZ. Werke				
L 60-Series L 60		DP 180 SHD DP 180		
Multicar M 21 / M 24 / M 25 / M 25A		DP 145 SHD DP 140		
W 50-Series W 50		DP 145 SHD DP 140		

TRUCKS AND BUSES

Brand/ Model designation	Year of manu- facture	DURACELL Professional	DURACELL Extreme	DURACELL Advanced
Volkswagen				
L 80 4,3 -Delivery, Worker, G 90	07.95-		DE 92 AGM	DA 100
Volvo				
7700	06.06-	DP 225 SHD DP 225		
9700	04.01-	DP 225 SHD DP 225		
9900	10.01-	DP 225 SHD DP 225		
B 12	01.92-	DP 180 SHD DP 180		
F 10/F 12 F10/260-320, F12/320-410	08.77-12.94	DP 145 SHD DP 140		
F 16/470-500	10.87-12.94	DP 190 EFB DP 180 SHD		
F 4 F406/408		DP 110		
F 6 F609-617		DP 110		
F 7		DP 145 SHD DP 140		
FE 240-18 - 340-26	05.06-	DP 190 EFB DP 180 SHD		
FH 12 FH12/340-500	08.93-	DP 190 EFB DP 180 SHD		
FH 16 FH16/470-700	08.93-	DP 190 EFB DP 180 SHD		
FH 400 - 610	09.05-	DP 240 EFB DP 225 SHD		
FL 10 / FL 12 FL10/280-360, FL12/380-420	09.85-09.98	DP 145 SHD DP 140		
FL 108-10 - 250-18	03.00-	DP 145 SHD DP 140		
FL 4 FL408	02.86-10.89	DP 110		
FL 6 FL608 - 619	09.85-03.00	DP 145 SHD DP 140		
FL 7 FL7/230-290	09.85-09.98	DP 145 SHD DP 140		
FL II FL240-12 - 290-18	05.06-	DP 190 EFB DP 180 SHD		
FLC 140	09.96-09.00	DP 110		
FM 10, FM 12FM10/320-460, FM12/340-460	09.98-09.05	DP 190 EFB DP 180 SHD		
FM 300 - 500	09.05-	DP 240 EFB DP 225 SHD		
FM 7, FM 9 FM7/250-290, FM9/260-380	08.98-09.05	DP 190 EFB DP 180 SHD		



AGRICULTURAL AND CONSTRUCTION MACHINERY

Brand/ Model designation	Year of manu- facture	DURACELL Professional	DURACELL Extreme	DURACELL Advanced
Adriatica				
Major Mac, Master Mac			DE 70 AGM	DA 77H
Super Mac				DA 50H
Aebi				
KT 65, KT 80			DE 92 AGM	DA 100
MFH 500, 2500			DE 92 AGM	DA 100
Multicar FUMO, Hydrostat			DE 92 AGM	DA 100
Multicar TREMO			DE 92 AGM	DA 100
T 80, T 90			DE 92 AGM	DA 100
TP 20 - TP 67			DE 92 AGM	DA 100
TP 35			DE 92 AGM	DA 100
TP 48, P			DE 92 AGM	DA 100
TP 68			DE 92 AGM	DA 100
TP 88			DE 92 AGM	DA 100
TP 98 K			DE 92 AGM	DA 100
TT 120 - TT 270			DE 92 AGM	DA 100
TT 40			DE 70 AGM	DA 77H
TT 55			DE 70 AGM	DA 77H
TT 75			DE 70 AGM	DA 77H
TT 77, TT 80			DE 92 AGM	DA 100
Universal H 77			DE 92 AGM	DA 100
Agip-Fiori				
Concretedumper 2 tons				DA 70L
Agrale				
BX 6110, BX 6150		DP 145 SHD DP 140		
Agria				
8500			DE 70 AGM	DA 77H
9300				DA 50H
4700, 4800 (15, 16, 23 HP)				DA 50H
4800 Ruggerini				DA 50H
4800/45 (16 HP), 4800/48 (12&16 HP)				DA 50H
4900 - 7200				DA 50H
9900 E			DE 70 AGM	DA 77H
Agrifull				
230 C - 355 C			DE 70 AGM	DA 77H
50 - 65			DE 80 AGM	DA 80
68 SC				DA 50H
70 C - 80 C			DE 92 AGM	DA 100
Derby 60, Griso 70, 75			DE 80 AGM	DA 80
Jolly 40, 50			DE 70 AGM	DA 77H
Pinto 6110, Pinto 6115		DP 180 SHD DP 180		
Agrostroj				
SP8-050		DP 180 SHD DP 180		
TZ-4K14				DA 63H
Ahlmann-Mecalac				
AS 12		DP 145 SHD DP 140		
Akerman-Volvo				
EC280		DP 145 SHD DP 140		
EC340, 390, 420, 450, 620, 650		DP 180 SHD DP 180		
Aktiv				
Combine harvester 580 - 690			DE 92 AGM	DA 100
Aktiv-Sampo				
Combine harvester 580 - 690			DE 92 AGM	DA 100
AL-KO				
alle Modelle/all models				DA 50H
Allis-Chalmers				
545, serie B		DP 110		
AMA				
AMA 7CP 140S, 185 S, 250 S		DP 180 SHD DP 180		
AMA AMV1.L borrvagn				DA 50H
C-140S, 185 S, 250 S		DP 180 SHD DP 180		
SC 30DS, - 40 DS			DE 70 AGM	DA 77H

Brand/ Model designation	Year of manu- facture	DURACELL Professional	DURACELL Extreme	DURACELL Advanced
SC 40 DS			DE 92 AGM	DA 100
SC 5DS		DP 145 SHD DP 140		
Ameise				
EJC - EJ12B		DP 180 SHD DP 180		
Propermat KS 55, 57		DP 180 SHD DP 180		
Propermat PSE				DA 50H
Antonio-Carraro				
alle Modelle/all models			DE 70 AGM	DA 77H
ARA				
Excavator alle Modelle/all models		DP 180 SHD DP 180		
Arbra				
Rotary snow-plough SD 15, SG 15				DA 70L
Armal				
MV 135, 185, 250		DP 145 SHD DP 140		
Arnoux				
W 33 - 45			DE 80 AGM	DA 80
ASEA				
G(B, D, G) T120-1, H120-1, 25-1		DP 110		
H120-1, H25-1		DP 110		
Atila				
Excavators 1202 - 1602		DP 180 SHD DP 180		
Atila				
Excavators 1704		DP 145 SHD DP 140		
Atkinson				
DUMP TRUCK (Other Eng.)		DP 110		
Atlas				
1102 - 1902		DP 170 SHD		
1602B/D, 1622D, 1702, 1902		DP 170 SHD		
Atlas Copco				
1602		DP 180 SHD DP 180		
35B, 35D		DP 110		
58 I/S, 75 DBA		DP 110		
80 I/S		DP 145 SHD DP 140		
Air Partner Unit		DP 110		
Derrick Boomer H 175		DP 110		
H775		DP 110		
PNS 1200		DP 180 SHD DP 180		
PR365RD, PR363COD, PR600RD		DP 110L		
PR600, PR 600Cud, PR600Rd		DP 110L		
PT1200Gd		DP 180 SHD DP 180		
VSS335		DP 145 SHD DP 140		
VT3/4, VT5		DP 110L		
VT6		DP 110		
XRHS 350		DP 170 SHD		
Aveling-Barford				
GB, GF, GR		DP 110L		
GC		DP 180 SHD DP 180		
GC (Ford & Ruston Eng.)		DP 145 SHD DP 140		
GC4 (Lister & Ford Eng.)		DP 170 SHD		
GC4 (Lister 24V)		DP 145 SHD DP 140		
GD		DP 180 SHD DP 180		
GD4 (Perkins & Ford Eng.)		DP 170 SHD		
GF & GR		DP 145 SHD DP 140		

* Bei Batterieeinbau unter dem Fahrersitz ist oftmals unbedingt die Batterietype DA 77T/DA 72 (Box T6/LB3 mit Gesamthöhe 175mm) einzusetzen.
 * When installing the battery under the driver's seat, the battery type DA 77T/DA 72 (box T6/LB3 with total height 175mm) must often be used.



Brand/ Model designation	Year of manu- facture	DURACELL Professional	DURACELL Extreme	DURACELL Advanced
MT1		DP 110		
SR1		DP 110L		
SW4, SW5		DP 110L		
TS185, 200, 230 (Leyland, Ford, Perkins Eng.)		DP 145 SHD DP 140		
VR3, VR4		DP 110L		
AVTO				
B 335, Belarus 40, 611, 800, Belarus 820, Commodore			DE 80 AGM	DA 80
D 254		DP 145 SHD DP 140		
D 45, F 43/8 S, MTS 82, MTZ 80			DE 80 AGM	DA 80
T 150 K			DE 80 AGM	DA 80
T 600, 604, Titan 1100 - 1310			DE 80 AGM	DA 80
Barber-Greene				
522 - 879 Benzin/petrol				DA 70L
Barker B 1000				DA 70
Bautz				
1111			DE 92 AGM	DA 100
1301		DP 180 SHD DP 180		
2000			DE 92 AGM	DA 100
1100 - 1310			DE 80 AGM	DA 80
AL 122 - AW 120 U			DE 70 AGM	DA 77H
D 12, 14			DE 92 AGM	DA 100
D 254		DP 135 SHD		
T 600			DE 92 AGM	DA 100
T 600 V				DA 95
T 600/30 /40/600S				DA 70
T 604			DE 92 AGM	DA 100
BCS				
701				DA 63H
Motofalciatrici				DA 50H
Belarus				
1507		DP 145 SHD DP 140		
Tractors DZ133, 820, 525		DP 110		
Tractors LT2-T40, LT2-T40K		DP 170 SHD		
Belos				
Garden Tractors 252 - 275				DA 45
Garden Tractors 816, 817				DA 50H
Belotti				
B 75		DP 225 SHD DP 225		
Benati				
alle Modelle/all models			DE 70 AGM	DA 77H
Berkby				
2600 - 6300			DE 70 AGM	DA 77H
Bertolini				
421				DA 50H
310 - 315				DA 70L
424 - 432				DA 63H
4503 C				DA 63H
510 - 534				DA 63H
533 DT				DA 70L
Bima				
285, 300, 325, 360		DP 180 SHD DP 180		
Blaw Knox				
PF 35				DA 70L
Bobard				
410 - 580 TR			DE 80 AGM	DA 80
53 B, 58, 68 L			DE 92 AGM	DA 100
620, 621			DE 92 AGM	DA 100
625 A . 630 Turbo			DE 80 AGM	DA 80
70, 77, 730			DE 92 AGM	DA 100
A 35, B 30			DE 80 AGM	DA 80
B 45			DE 92 AGM	DA 100
B 54, Bob K 53 B, C 70 - CC III			DE 80 AGM	DA 80
55, Ceres 3000				
H 35, 55, K 1000/40, K 30 - K38			DE 80 AGM	DA 80
K 42 - K 68 L			DE 92 AGM	DA 100

Brand/ Model designation	Year of manu- facture	DURACELL Professional	DURACELL Extreme	DURACELL Advanced
M 30, 40, 45			DE 80 AGM	DA 80
M 55, 75, 90			DE 92 AGM	DA 100
M 60 3 rangs			DE 80 AGM	DA 80
M 90 4x4			DE 92 AGM	DA 100
MT 95, P 30, Poly-Bob			DE 80 AGM	DA 80
PX 55 - PX 60, 621			DE 92 AGM	DA 100
TRP 113		DP 170 SHD		
V 500				DA 95L
Bobcat				
790, K, O		DP 145 SHD DP 140		
Minibagger 319, 320,....				DA 63T
Boki				
2050				DA 50H
4550			DE 92 AGM	DA 100
Bolens				
Lawnmower GT 16, 1900 H, Tractors				DA 50H
Lawnmower HT 20				DA 70L
Bolinders-Volvo				
230,32		DP 145 SHD DP 140		
2654		DP 180 SHD DP 180		
35,36,55		DP 180 SHD DP 180		
350, 400, 430, 470		DP 180 SHD DP 180		
600,620,640,650		DP 180 SHD DP 180		
800,810, 814		DP 180 SHD DP 180		
LM 218		DP 145 SHD DP 140		
S 950, S 1000		DP 180 SHD DP 180		
T 1641		DP 180 SHD DP 180		
VHK 115, VHK 116, VHK 310		DP 145 SHD DP 140		
Bomag				
BY 101 AB			DE 92 AGM	DA 100
BW 100AD, BW 101A, BW 120ADL			DE 80 AGM	DA 80
BW 160		DP 145 SHD DP 140		
Compactor BT 60/4, 65/4				DA 63H
Compactor BT 80 D			DE 70 AGM	DA 77H
K 351, K 451, K 3008		DP 180 SHD DP 180		
Steamroller BW 90				DA 95
Bourgoin				
300 M, 406 M		DP 145 SHD DP 140		
Axiale SP		DP 180 SHD DP 180		
CX 400 M		DP 145 SHD DP 140		
Doux		DP 145 SHD DP 140		
DP 5		DP 145 SHD DP 140		
DP 7, TZ 7		DP 180 SHD DP 180		
GM 3, 4		DP 180 SHD DP 180		
GR 10		DP 145 SHD DP 140		
GX 300, 400		DP 180 SHD DP 180		
GX 406		DP 145 SHD DP 140		

AGRICULTURAL AND CONSTRUCTION MACHINERY

Brand/ Model designation	Year of manu- facture	DURACELL Professional	DURACELL Extreme	DURACELL Advanced
GX Axial		DP 145 SHD DP 140		
GX MD, GX300, GX400		DP 145 SHD DP 140		
GY 103, GY 104, GY 134		DP 180 SHD DP 180		
MTH		DP 145 SHD DP 140		
Bouyer				
900		DP 145 SHD DP 140		
Elan			DE 80 AGM	DA 80
Braud				
105,108		DP 180 SHD DP 180		
1014,1020,1114,1214		DP 180 SHD DP 180		
2414, 2514, 2614, 2714		DP 180 SHD DP 180		
258, 405, 502, 503, 504, 505		DP 180 SHD DP 180		
600, 602, 603, 604, 605, 650		DP 180 SHD DP 180		
700, 701, 750		DP 180 SHD DP 180		
800, 801		DP 180 SHD DP 180		
Bray				
H4, H8		DP 145 SHD DP 140		
Brodway				
Excavator City			DE 70 AGM	DA 77H
Broom & Wade				
SV398 (Leyland Eng.)		DP 110L		
WR125, WR160 (Perkins or Ford Eng.)		DP 110		
WR315, WR380 (Leyland Eng. D)		DP 110L		
WR85, WR100		DP 110		
Bröyt				
X2B		DP 225 SHD DP 225		
X3		DP 145 SHD DP 140		
X3L, X4T, X31TL		DP 180 SHD DP 180		
X4, X30, X50, X30T		DP 180 SHD DP 180		
X41L, X42TF, X45TB, X52WF		DP 180 SHD DP 180		
Brunnett				
578F		DP 170 SHD		
Buch				
D40, 50, 452, 454			DE 92 AGM	DA 100
Bucher				
1600 - 2800			DE 92 AGM	DA 100
alle anderen Modelle/ all other models			DE 92 AGM	DA 100
Excavator 206			DE 92 AGM	DA 100
Excavator M 700				DA 70L
Excavator S 15		DP 145 SHD DP 140		
Excavators FG 20, 25 truck				DA 70L
Jenit 4000			DE 92 AGM	DA 100
Polytrac 50			DE 92 AGM	DA 100
TM 1000			DE 92 AGM	DA 100
TM 600				DA 63H
TM 800, 850			DE 70 AGM	DA 77H
Bucher Schörling				
616B, 646		DP 110		
FE18		DP 110L		
S15		DP 145 SHD DP 140		

Brand/ Model designation	Year of manu- facture	DURACELL Professional	DURACELL Extreme	DURACELL Advanced
Bührer				
465L		DP 135 SHD		
BD2, EFD6, GP21		DP 145 SHD DP 140		
MEF18, MS12, MS 13		DP 110		
OP17, OP18, OS13		DP 110		
RF19		DP 110		
RP21		DP 145 SHD DP 140		
SUPER STANDARD DF18		DP 110		
TM 4		DP 110		
UM4, UPM4, UNM4		DP 110		
VS13		DP 110		
ZS13, ZS21		DP 110		
Bungartz & Peschke				
L5MA				DA 50H
Büscher				
TP 1200 - 2000				DA 70L
TP 2400			DE 92 AGM	DA 100
TP 2600				DA 70L
709				DA 45
Carraro Antonio				
3600 0 series, 5 series specials T3			DE 80 AGM	DA 80
3600 5 series standard T2, T3			DE 92 AGM	DA 100
alle anderen Modelle/ all other models			DE 70 AGM	DA 77H
Carrarino Super Series 43, Car- rarino Super, Mini, Carrarino Motocoltivatore Carrarino 390, 500, 510				DA 50H
Case				
Tractors Maxxum 100-140			DE 92 AGM	DA 100
Tractors Quantum 65-95			DE 92 AGM	DA 100
1000-Series 1180		DP 180 SHD DP 180		
1000-Series 1255XL, 1455XL		DP 180 SHD DP 180		
1000-Series 1270, 1370		DP 110L		
1000-Series 1280, 1380, 1580		DP 180 SHD DP 180		
1000-Series 1880		DP 180 SHD DP 180		
2000-Series 2090, 2094, 2290, 2294, 2390, 2670		DP 110L		
4000-Series 4566		DP 180 SHD DP 180		
4000-Series 4890		DP 110L		
400-Series 440-8, 480-8		DP 170 SHD		
400-Series 466, 480/8		DP 145 SHD		
400-Series 485XL		DP 110L		
5000-Series 5566, 6090		DP 180 SHD DP 180		
500-Series 505		DP 170 SHD		
500-Series 566		DP 145 SHD		
500-Series 585XL		DP 110L		
500-Series 590		DP 180 SHD DP 180		
6000-Series 6000, 6100, 6200, 6300, 6400, 6600, 6800, 6900		DP 170 SHD		
6000-Series 6250, 6350, 6550, 6650, 6850		DP 180 SHD DP 180		
6000-Series 6250Hi-6850Hi, 8050Hi-8950Hi		DP 170 SHD		
6000-Series 6400A, 6600A		DP 170 SHD		
600-Series 605		DP 170 SHD		
600-Series 640, 680		DP 180 SHD DP 180		
600-Series 650, 655, 755, 855		DP 170 SHD		
600-Series 685XL		DP 110L		
700-Series 705, 715 M		DP 170 SHD		
700-Series 780		DP 180 SHD DP 180		

* Bei Batterieeinbau unter dem Fahrersitz ist oftmals unbedingt die Batterietype DA 77T/DA 72 (Box T6/LB3 mit Gesamthöhe 175mm) einzusetzen.
* When installing the battery under the driver's seat, the battery type DA 77T/DA 72 (box T6/LB3 with total height 175mm) must often be used.



Brand/ Model designation	Year of manu- facture	DURACELL Professional	DURACELL Extreme	DURACELL Advanced
8000-Series 8000, 8050, 8100, 8150, 8200, 8350, 8400, 8450		DP 180 SHD DP 180		
8000-Series 8550, 8750, 8950		DP 180 SHD DP 180		
800-Series 850		DP 225 SHD DP 225		
800-Series 855		DP 170 SHD		
900-Series 900, 945		DP 225 SHD DP 225		
900-Series 916, 918		DP 110L		
Caterpillar Tractors 1150 A, B, C		DP 110L		
Caterpillar Tractors 1450, 1450B		DP 145 SHD		
Caterpillar Tractors 450		DP 180 SHD DP 180		
Magnum MX 180, 200, 220, 240, 270		DP 110L		
Maxxum 5120, 5130, 5140, 5150		DP 110L		
Maxxum MX 100, 110, 120, 135, 150, 170		DP 110L		
Maxxum MXM 120, 130, 140, 155, 175, 190		DP 180 SHD DP 180		
Mega 8300, 8600		DP 110		
Mega 8400		DP 170 SHD		
Mezzo 6100, 6200, 6300, 6400, 6600, 6800, 8000, 8100		DP 170 SHD		
Minisneaker DH4, DH5		DP 110		
Raupenbagger CX700		DP 145 SHD		
Raupenbagger CX800		DP 225 SHD DP 225		
Tractorexavators 6000		DP 180 SHD DP 180		
Tractorexavators 8000, 9000, 800T, 900T		DP 110L		
Tractors 180-90		DP 180 SHD DP 180		
Tractors 60-94, 65-94, 72-94		DP 180 SHD DP 180		
Tractors 95, 105, 115, X100, X110, X120		DP 170 SHD		
Tractors C10-4		DP 170 SHD		
Tractors CS 100, 110, 130, 150		DP 180 SHD DP 180		
Tractors CVX 120, 130, 150, 170, MXM 120-190, CS 110		DP 180 SHD DP 180		
Tractors G170, G190, G210, G240		DP 110		
Tractors H800, H810, 615M4, 815M		DP 170 SHD		
Tractors JX 1060-1075			DE 92 AGM	DA 100
Tractors JXU series 90U, 95, ...		DP 110 DP 180 SHD DP 180		
Tractors Laser 130		DP 170 SHD		
Tractors S230, S260		DP 170 SHD		
Tractors T120, T130, T140, T160, T170, T180		DP 110		
Tractors TS serien, 90, 100, 110		DP 110L		
Tractors Uni-Loader 1816, 1830, 1845		DP 170 SHD DP 110		
Tractors X 100, 110, 120		DP 110L		
Wheel loaders 1529, 580L		DP 110L		
Wheel loaders 1816, 1830, 1845		DP 110L		
Wheel loaders 345B, 545B, 605B		DP 110		
Wheel loaders 400		DP 110		
Wheel loaders 4200B		DP 110		
Wheel loaders 4300B		DP 110		
Wheel loaders 4500B		DP 145 SHD		
Wheel loaders 50, 70, 90		DP 110		
Wheel loaders 621, 622, 641, 642, 654		DP 110		

Brand/ Model designation	Year of manu- facture	DURACELL Professional	DURACELL Extreme	DURACELL Advanced
Wheel loaders 821B, 841, 845, 846		DP 110		
Wheel loaders FL11		DP 180 SHD DP 180		
Wheel loaders FR7, 10, 12, 20		DP 110		
Wheel loaders L120, 150, 160, 180		DP 145 SHD		
Wheel loaders L180E, 220D, 220E		DP 180 SHD DP 180		
Wheel loaders L30 (Brasilien)		DP 110L		
Wheel loaders L30, 50, 70, 90		DP 110		
Wheel loaders L330C		DP 110L		
Wheel loaders L50B/C/D, 70B/C/D, 90B/C/D		DP 110		
Wheel loaders W24, W24B, W24E, W26B		DP 180 SHD DP 180		
Wheel loaders W7E, W9B, W9E, W14, W20B		DP 110L		
Case IH				
450		DP 180 SHD DP 180		
1830, 1845		DP 110L		
354, 444, 454(D)		DP 110L		
500, 574		DP 110L		
880, 885 Selectamatic		DP 110		
955, 956, 1055, 1056		DP 135 SHD		
970, 1150, 1200, 1210, 1212		DP 110		
990, 990/1, 995, 996 Selectamatic		DP 110		
B276 (Diesel)		DP 110L		
B5, B85, BH25, BH85, H25B		DP 110L		
Beltloaders 165		DP 110		
BUD154		DP 110L		
Construction 2090-2470		DP 110		
Construction 2590 - 2870		DP 110L		
Construction 3294 - 3594		DP 110L		
Construction 385 - 885		DP 110L		
Construction 4490 - 4994		DP 110L		
Construction H85		DP 110L		
Construction W7E, W10E		DP 110L		
Construction W9B, W12		DP 110		
Dumpers K414B		DP 145 SHD		
Dumpers K425B, K442B, K540		DP 180 SHD DP 180		
Dumpers K555, K565		DP 180 SHD DP 180		
Dumpers TD-24		DP 170 SHD		
Excavators D8-61/62, 275, 276		DP 110L		
Caterpillar				
Construction Series 3408T/TA		DP 180 SHD DP 180		
Construction Series 4610, 4620		DP 110L		
Construction Series 962H		DP 180 SHD DP 180		
Construction Series AH40, AH50, AH60		DP 180 SHD DP 180		
Construction Series AM25, AM30, AM36, AM60		DP 180 SHD DP 180		
Construction Series B15 to B18, B20 to B25		DP 180 SHD DP 180		
Forestmachines 83-35, 84-35, 85-35		DP 180 SHD DP 180		
Forestmachines 836, 838		DP 110L		
Forestmachines 840, 860		DP 110		
Forestmachines 8431, 8335, 8435, 8535		DP 180 SHD DP 180		
Forestmachines 862		DP 170 SHD		
Forestmachines 886		DP 180 SHD DP 180		
Forestmachines 890		DP 145 SHD DP 140		
Forestmachines 892		DP 170 SHD		

AGRICULTURAL AND CONSTRUCTION MACHINERY

Brand/ Model designation	Year of manu- facture	DURACELL Professional	DURACELL Extreme	DURACELL Advanced
Forestmachines 901 serie 1 / 2		DP 110		
Forestmachines 902, 500-serie		DP 170 SHD		
Forestmachines 911 batt. Outside the frame		DP 145 SHD DP 140		
Forestmachines 911, batt. inside the frame		DP 110		
Forestmachines 921, 8921.1		DP 145 SHD DP 140		
Forestmachines 923		DP 170 SHD		
Forestmachines SM460		DP 145 SHD DP 140		
Hydraulikbagger 304C/CR, 312C /CL		DP 110L		
Mobilbagger M318D (124 kW)		DP 110L		
Radlader 906H, 908H, 914G, 924G		DP 110L		
Scrape 152, 182		DP 180 SHD DP 180		
Scrape 161A		DP 145 SHD DP 140		
Scrape 162, 173, 192		DP 170 SHD		
Scrape TV 50, TV80		DP 145 SHD DP 140		
Tractors 245 DES (12V)		DP 180 SHD DP 180		
Tractors 2550		DP 110		
Tractors 311, 312, 320, 325, 330		DP 180 SHD DP 180		
Tractors 501D, 501PD, 502D, 502PD, 502S, 590		DP 110L		
Tractors 601PD		DP 110L		
Tractors 613C, 615C		DP 180 SHD DP 180		
Tractors 769, 773, 777		DP 180 SHD DP 180		
Tractors 951, 954 (Electric Start)		DP 145 SHD DP 140		
Tractors BHF16 to BHF20		DP 180 SHD DP 180		
Tractors D4D, D6C		DP 145 SHD DP 140		
Tractors DUMPTRUCK 769 (Direct eng. Start)		DP 180 SHD DP 180		
Tractors DW10		DP 180 SHD DP 180		
Tractors EST		DP 180 SHD DP 180		
Tractors L200		DP 180 SHD DP 180		
Tractors T30B, T35B, T40B, T45B, T50, T55B, T60B		DP 110L		
Tractors V100 - V180		DP 180 SHD DP 180		
Tractors V30 - V80		DP 110L		
Tractors WHEEL SCRAPER 631B, 630B, 261, 619, 633, 662		DP 180 SHD DP 180		
Trucks C500 Y30 D, C500 40/55 D		DP 110		
Trucks DW60, RW80, RW110, RW140		DP 145 SHD DP 140		
Trucks Y60 -Y150		DP 180 SHD DP 180		
Workingmachines 12D, 920, 966D		DP 180 SHD DP 180		
Workingmachines D4 E		DP 110L		
Caterpillar alle anderen Modelle/ all other models				DA 70L
H-series alle Modelle/ all models				DA 70L
Claas Combine harvesters Com- mandor 114CS		DP 180 SHD DP 180		

* Bei Batterieeinbau unter dem Fahrersitz ist oftmals unbedingt die Batterietype DA 77T/DA 72 (Box T6/LB3 mit Gesamthöhe 175mm) einzusetzen.
* When installing the battery under the driver's seat, the battery type DA 77T/DA 72 (box T6/LB3 with total height 175mm) must often be used.

Brand/ Model designation	Year of manu- facture	DURACELL Professional	DURACELL Extreme	DURACELL Advanced
Combine harvesters Europa D, Gigant, Matador		DP 145 SHD DP 140		
Combine harvesters Lexion 480		DP 180 SHD DP 180		
Combine harvesters Mercur, Senator		DP 145 SHD DP 140		
Combine harvesters SFB, SFM		DP 145 SHD DP 140		
Dominator 105, 106		DP 145 SHD DP 140		
Dominator 76, 85, 85H, 96, 97		DP 135 SHD		
Dominator 96, 106		DP 180 SHD DP 180		
Tractors COMET (Mercedes)		DP 180 SHD DP 180		
Tractors JAGUAR 690, 695, 860, 880		DP 145 SHD DP 140		
Tractors SP Combine (Perkins P3)		DP 110		
Clark Equipment 243		DP 110L		
743		DP 110		
125 (GM or Leyland Eng.), 125-S		DP 180 SHD DP 180		
175 (GM or Cummins Eng.)		DP 180 SHD DP 180		
275S, 275 ART, 280TD (Cum- mins or GM Eng.)		DP 180 SHD DP 180		
512, 520, 521 Van Carrier		DP 180 SHD DP 180		
75 (Leyland or Daf Eng>)		DP 110L		
85 (Leyland Eng.)		DP 110L		
BOBCAT825		DP 110L		
C/CH/CY 500		DP 110L		
DC 160		DP 145 SHD DP 140		
DCY 160/300 DAF		DP 145 SHD DP 140		
DCY 160/300 PD		DP 180 SHD DP 180		
SCRAPER 11 OHT		DP 180 SHD DP 180		
T65 DUMP TRUCK (GM or Cummins Eng.)		DP 110L		
Coles 1 TON		DP 110L		
100DA, 100LPG, 120D		DP 110		
40DA, 40PA, 50DA, 50LPG		DP 110		
AP415		DP 110L		
AT1100 (Super), AT1400		DP 110L		
AT528, AT633, AT865		DP 110L		
LEDA		DP 110		
RT615, RT620, RT625, RT628, RT630, RT640		DP 110L		
SUPERTRUCK 820, 825		DP 110L		
Consolidated Pneumatic Compressor 1245, 185 F		DP 170 SHD		
Continental CB 25, 30, 40				DA 70
CB 69, 70, CD 5, CD 7A, TP 6			DE 92 AGM	DA 100
Conveyancer D5, G4, G5				DA 70
Coventry Climax alle Modelle/all models				DA 70L



Brand/ Model designation	Year of manu- facture	DURACELL Professional	DURACELL Extreme	DURACELL Advanced
Daewoo				
DH 180, DH 200, DH 220		DP 180 SHD DP 180		
David Brown				
Rotary snow-plough D, F 31B, 31 F, 34 F			DE 92 AGM	DA 100
Demag				
AC 265 Crane		DP 145 SHD DP 140		
B 304, B 306, B 308, B 310		DP 145 SHD DP 140		
DF 60 C		DP 145 SHD DP 140		
DF110, DF 140		DP 145 SHD DP 140		
H 30		DP 180 SHD DP 180		
HC 190-5 95 crane		DP 145 SHD DP 140		
HC 190-5-75 car		DP 170 SHD		
HC 340 crane		DP 180 SHD DP 180		
HC340 car		DP 225 SHD DP 225		
Derot Tecnomia				
DTX 125		DP 180 SHD DP 180		
Destia				
BVH 1321				DA 70
BVH 1622, BVHM 1622				DA 63H
DV 16 A, 16 B, 20 B			DE 92 AGM	DA 100
DV 25, 32, 35		DP 145 SHD DP 140		
DVH 1622			DE 80 AGM	DA 80
MV 12, 15, 16				DA 63H
Deutz-Fahr				
5005		DP 180 SHD DP 180		
7506		DP 180 SHD DP 180		
7808		DP 145 SHD DP 140		
16006		DP 180 SHD DP 180		
1300, 1320, 1322, 1600, 1620, 1630		DP 145 SHD DP 140		
2580, 2680, 2685, 2780 (MD)		DP 145 SHD DP 140		
3.30, 3.50, 3.70, 3.90 F/S		DP 145 SHD DP 140		
3330, 3360, 3480, 3570, 3578, 3580, 3610, 3630, 3640		DP 145 SHD DP 140		
4005, 4056, 4060, 4065, 4070, 4075, 4080, 4090		DP 145 SHD DP 140		
5506, 6005		DP 145 SHD DP 140		
6206, 6207, 6507, 6806, 6807		DP 145 SHD DP 140		
7007, 7206, 7207		DP 145 SHD DP 140		
8005, 9005		DP 180 SHD DP 180		
Agroprima 4.31 - 6.16		DP 145 SHD DP 140		
Agrostar 3.57 - 8.31		DP 145 SHD DP 140		
AGROXTRA 4.58		DP 180 SHD DP 180		
Agroxtra 6.07, 6.17		DP 145 SHD DP 140		

Brand/ Model designation	Year of manu- facture	DURACELL Professional	DURACELL Extreme	DURACELL Advanced
Axial A 50		DP 180 SHD DP 180		
Combine harvesters 1170		DP 180 SHD DP 180		
Combine harvesters 1400, 1600		DP 145 SHD DP 140		
Combine harvesters 1450CWS		DP 180 SHD DP 180		
Combine harvesters 2025, 2055		DP 110		
Combine harvesters 307, 510, 520, 530		DP 110		
Combine harvesters 3400, 3500, 3600, 3650, 3700, 3750, 3890		DP 180 SHD DP 180		
Combine harvesters 450		DP 110		
Combine harvesters 525, 620, 625		DP 110		
Combine harvesters H6500, 8100		DP 180 SHD DP 180		
Combine harvesters M1322M, M1322H		DP 145 SHD DP 140		
Combine harvesters M182, 3900		DP 180 SHD DP 180		
Combine harvesters M33.70, M33.80		DP 145 SHD DP 140		
Combine harvesters M940, 980		DP 145 SHD DP 140		
Combine harvesters MX300		DP 180 SHD DP 180		
D 10006		DP 145 SHD DP 140		
D 10006, 13006, 16006		DP 180 SHD DP 180		
D 400, 540		DP 180 SHD DP 180		
D 4005, D 4006		DP 145 SHD DP 140		
D 45		DP 145 SHD DP 140		
D 5005, D 5506		DP 180 SHD DP 180		
D 5006, 5206, 5506		DP 145 SHD DP 140		
D 5506		DP 180 SHD DP 180		
D 6005, D 6006		DP 180 SHD DP 180		
D 6006, 6007, 6206, 6207, 6507, 6806, 6807		DP 145 SHD DP 140		
D 7006		DP 180 SHD DP 180		
D 7006 A, D 7007		DP 145 SHD DP 140		
D 7206, 7207		DP 145 SHD DP 140		
D 7506, D 7807		DP 180 SHD DP 180		
D 7806 C		DP 145 SHD DP 140		
D 7807		DP 180 SHD DP 180		
D 7807 C		DP 145 SHD DP 140		
D 8005, 8006		DP 180 SHD DP 180		
D 8006 A		DP 145 SHD DP 140		
D 9005, D 9006		DP 180 SHD DP 180		
D25, 30, 270		DP 145 SHD DP 140		
DX 100 Powermatic		DP 180 SHD DP 180		

AGRICULTURAL AND CONSTRUCTION MACHINERY

Brand/ Model designation	Year of manu- facture	DURACELL Professional	DURACELL Extreme	DURACELL Advanced
DX 110, DX 120		DP 145 SHD DP 140		
DX 140, 145, 160		DP 180 SHD DP 180		
DX 230, DX 230 A, DX 250		DP 145 SHD DP 140		
DX 3.60, DX 3.65, DX 3.70, DX 3.90		DP 145 SHD DP 140		
DX 4.07, 4.10, 4.17, 4.20, 4.30, 4.31, 4.50, 4.51, 4.56, 4.57, 4.70, 4.90		DP 145 SHD DP 140		
DX 4.71		DP 180 SHD DP 180		
DX 50		DP 145 SHD DP 140		
DX 6.05, DX 6.07, DX 6.10, DX 6.16, DX 6.17, DX 6.30, DX 6.70 DX 6.11, DX 6.21, DX 6.31, DX 6.50, DX 6.61, DX 6.81		DP 145 SHD DP 140 DP 180 SHD DP 180		
DX 7.10		DP 180 SHD DP 180		
DX 75		DP 135 SHD		
DX 8.30		DP 135 SHD		
DX 80, DX 85, DX 85 V, DX 86, DX 90, DX 92		DP 145 SHD DP 140		
Intrac 2003, Intrac 2004		DP 145 SHD DP 140		
Intrac 6.60		DP 180 SHD DP 180		
M 1000 - 2780		DP 145 SHD DP 140		
M 33.60, M 34.80, M35.40, M 35.75		DP 135 SHD		
M 3330 - 4045		DP 145 SHD DP 140		
M 66, 66 S, 88, 88S		DP 145 SHD DP 140		
M Axial A 50		DP 180 SHD DP 180		
M35.80, M36.10, M 36.30		DP 145 SHD DP 140		
RUBIN, -X 100		DP 145 SHD DP 140		
SHF 300, 400, 3008		DP 145 SHD DP 140		
Tractors 10006, 13006		DP 180 SHD DP 180		
Tractors 140, 145A, DX160		DP 170 SHD		
Tractors 3.30, 3.50, 3.65, 3.90, 4.70		DP 145 SHD DP 140		
Tractors 4006, 4007, 4506, 5006, 6006		DP 180 SHD DP 180		
Tractors 6.50, 7.10, 5207		DP 145 SHD DP 140		
Tractors 600S, 900S		DP 180 SHD DP 180		
Tractors 6206, 7006, 7206, 9006		DP 180 SHD DP 180		
Tractors 7207C, 7807C		DP 145 SHD DP 140		
Tractors Agroplus 85 T, 95, 100 DT		DP 145 SHD DP 140		
Tractors DX130		DP 145 SHD DP 140		
Tractors DX417		DP 145 SHD DP 140		
Tractors DX471, DX451		DP 145 SHD DP 140		
Tractors DX605, 610, 630, 650 serien		DP 170 SHD		
TractorsDX360, 390, 470		DP 145 SHD DP 140		

Brand/ Model designation	Year of manu- facture	DURACELL Professional	DURACELL Extreme	DURACELL Advanced
Dieci				
Ikarus 35.13TA		DP 135 SHD		
Disalcar				
IN70				DA 95
Douglas Equipment				
Tugmaster Fifth Wheel		DP 135 SHD		
Drabant				
Forest machines alle Modelle/ all models				DA 70L
Dronningborg				
4000, 4500, 7500, 8500		DP 145 SHD DP 140		
7000, 7200		DP 110L		
8900, 9000		DP 145 SHD DP 140		
Dutra Le Robuste				
D 4K		DP 145 SHD DP 140		
D 4KB		DP 180 SHD DP 180		
UE 65		DP 170 SHD		
Dynapac				
421/C, 501 C		DP 180 SHD DP 180		
CA 15, 25, 30, 51		DP 180 SHD DP 180		
CA 301, 511, 551		DP 180 SHD DP 180		
CC 101, 121, 211/C		DP 180 SHD DP 180		
CC20, CC40		DP 110L		
CC21, 30, 41, 42		DP 180 SHD DP 180		
CG11, CG12		DP 110L		
CH47, CA151, 251		DP 180 SHD DP 180		
CK50, 51		DP 180 SHD DP 180		
Ebro				
178, 183		DP 145 SHD DP 140		
350, 460, 470, 6040, V		DP 110		
6100, 6120, 6125		DP 145 SHD DP 140		
A 21, L, A 30			DE 80 AGM	DA 80
Eicher				
3014		DP 225 SHD DP 225		
4072		DP 145 SHD DP 140		
3072 - 3088		DP 145 SHD DP 140		
3084 - 3066			DE 80 AGM	DA 80
3105 - 3145		DP 180 SHD DP 180		
3253 - 3254		DP 145 SHD DP 140		
330 - 365			DE 80 AGM	DA 80
3704 - 3711		DP 145 SHD DP 140		
3712 - 3714		DP 170 SHD		
4038 - 4066			DE 80 AGM	DA 80
530 - 550			DE 80 AGM	DA 80
552, 565		DP 145 SHD DP 140		
635 - 666 Turbo V			DE 80 AGM	DA 80
680 P		DP 145 SHD DP 140		
alle anderen Modelle/all other models			DE 80 AGM	DA 80
Buffle 3353, Buffle 3354			DE 80 AGM	DA 80

* Bei Batterieeinbau unter dem Fahrersitz ist oftmals unbedingt die Batterietype DA 77T/DA 72 (Box T6/LB3 mit Gesamthöhe 175mm) einzusetzen.

* When installing the battery under the driver's seat, the battery type DA 77T/DA 72 (box T6/LB3 with total height 175mm) must often be used.



Brand/ Model designation	Year of manu- facture	DURACELL Professional	DURACELL Extreme	DURACELL Advanced
Mammoth 3011 - 3422		DP 145 SHD DP 140		
Mammoth 3423, 3453, II 3551			DE 80 AGM	DA 80
Panthere 295, 295 K			DE 80 AGM	DA 80
Puma ES 200, Puma ES 201, Puma ES 202		DP 170 SHD		
Tigre (E) FM 200, Puma ES EM 200 B, ES EL 235			DE 80 AGM	DA 80
Tigre II			DE 80 AGM	DA 80
Tigre Royal EA 400, EM 300, 3151			DE 80 AGM	DA 80
Tigre Royal II 3015		DP 145 SHD DP 140		
Tigre Royal II 3016, II 3251		DP 170 SHD		
Energic				
503			DE 80 AGM	DA 80
545			DE 80 AGM	DA 80
1652		DP 170 SHD		
1452, 560, (5)280, 645, 665			DE 80 AGM	DA 80
4 RM 1035, 4 RM 1038		DP 170 SHD		
510 Diesel			DE 70 AGM	DA 77H
530 - 540		DP 170 SHD		
Engels Machines				
SpargelSpinne A1				DL 72L Leisure
SpargelSpinne A2				DL 72L Leisure
Euclid				
14 Yard Scraper		DP 145 SHD DP 140		
7 Yard Scraper				DA 70L
C20B2				DA 95
F.E. Weatherhill				
12 HB			DE 80 AGM	DA 80
Fahr				
C200		DP 170 SHD		
C2D, C 100, C110B		DP 170 SHD		
Favorit 620, 626		DP 170 SHD		
James 73, 83		DP 170 SHD		
M 86		DP 170 SHD		
Famulus				
RS 14.30, RS 14.36		DP 170 SHD		
Faun				
L 1212/45 ZA		DP 225 SHD DP 225		
Fendt				
162, 168, 178, 186, 192		DP 145 SHD DP 140		
231 GT, 250, 255, 255 KGT		DP 170 SHD		
25 GT, 275 GT		DP 145 SHD DP 140		
303 - 309		DP 135 SHD		
390, 395		DP 145 SHD DP 140		
600LS, 610LS, 611LS, 612LS, 614LS, 615LS		DP 180 SHD DP 180		
AGROBIL S		DP 145 SHD DP 140		
BAGGERLADER TS60/80		DP 145 SHD DP 140		
Farmer 104, 105, 106, 108		DP 145 SHD DP 140		
Farmer 162, 168, 178, 186, 192, 198		DP 135 SHD		
Farmer 200		DP 170 SHD		
Farmer 201, 203		DP 145 SHD DP 140		
Farmer 204, 205		DP 135 SHD		
Farmer 231, 250, 275, 305, 308, 309, 310, 311, 312, 360, 380, 395		DP 145 SHD DP 140		
Favorit 310, 600, 610, 611, 612, 614, 615, 622, 626		DP 180 SHD DP 180		

Brand/ Model designation	Year of manu- facture	DURACELL Professional	DURACELL Extreme	DURACELL Advanced
GT255, 275, 390, 395		DP 135 SHD		
Schlepper 712 Vario - 936 Vario		DP 180 SHD DP 180		
TS60, TS80		DP 145 SHD DP 140		
Xylon 320		DP 145 SHD DP 140		
Fiat				
OMBJ 12, 15, 20, DJ 20, DJ 25			DE 92 AGM	DA 100
Fiat Agri				
780		DP 170 SHD		
990		DP 135 SHD		
100-Series 100.9, 110.9		DP 145 SHD DP 140		
100-Series 1000		DP 170 SHD		
100-Series 115.90, 130.90		DP 145 SHD DP 140		
100-Series 120C, 120G		DP 145 SHD DP 140		
100-Series 140.90, 160.90		DP 180 SHD DP 180		
100-Series 180C, 180C1		DP 145 SHD DP 140		
1180 DT, DTH		DP 145 SHD DP 140		
1500, 1580, 1880, 3790		DP 180 SHD DP 180		
400-Series 400, 450, 456		DP 135 SHD		
400-Series 455		DP 145 SHD DP 140		
500-Series 500, 540, 570, 580		DP 135 SHD		
605C, 607		DP 135 SHD		
60-Series 65.66, 65.88, 65.90		DP 145 SHD DP 140		
632, 634, 636, 637, 638, 647		DP 145 SHD DP 140		
70-Series 70.88, 70.90		DP 145 SHD DP 140		
715DT		DP 145 SHD DP 140		
72.94 DT		DP 145 SHD DP 140		
800, 805, 821L, 850, 850C, 850DT		DP 180 SHD DP 180		
80-Series 80.65, 80.66, 80.75, 80.76, 80.88, 80.90		DP 145 SHD DP 140		
80-Series 82.86 DT, 82.94 DT, 85.90, 88.94 DT		DP 145 SHD DP 140		
880, 980		DP 170 SHD		
90-Series 90.90		DP 145 SHD DP 140		
AD 10, AD14, AD18		DP 170 SHD		
AD 1410		DP 180 SHD DP 180		
BD10, BD14, BD18		DP 170 SHD		
D120, D130B, D135B, D140, D165		DP 170 SHD		
D1M30B, D1M35B		DP 170 SHD		
F 100, F 110, F 120, F 130, F 140		DP 145 SHD DP 140		
FL10, FL14, FR 12		DP 145 SHD DP 140		
Laverda 3650, 3790		DP 180 SHD DP 180		
MX 240, M 300		DP 180 SHD DP 180		
Fiat-Allis				
BD10C, 14C, 20		DP 170 SHD		
BD8		DP 110L		
FL 9		DP 110		
FL10, 14, 20		DP 170 SHD		
SL11HD		DP 145 SHD DP 140		

AGRICULTURAL AND CONSTRUCTION MACHINERY

Brand/ Model designation	Year of manu- facture	DURACELL Professional	DURACELL Extreme	DURACELL Advanced
Ford				
1000-Series 1900, 1910, 1920		DP 110L		
2000-Series 2511E, 2512E, 2513E, 2514E, 2610		DP 170 SHD		
3000-Series 3055, 3600, 3610, 3910		DP 170 SHD		
3000-Series 3430, 3930		DP 110		
4000-Series 4100, 4110, 4600		DP 170 SHD		
4000-Series 4130, 4630, 4830		DP 110		
4000-Series 4130, 4630, 4830, 5030		DP 110		
4000-Series 4550, 4635, 4835		DP 110		
4000-Series 4610		DP 170 SHD		
5000-Series 5600, 5610		DP 170 SHD		
6000-Series 6500, 6600, 6610, 6700, 6710, 6810		DP 170 SHD		
7000-Series 7600		DP 145 SHD DP 140		
7000-Series 7600, 7610, 7700, 7710, 7910		DP 170 SHD		
7000-Series 7740, 7810, 7840		DP 110		
8000-Series 8000, 9000		DP 170 SHD		
8000-Series 8100, 8210, 8600, 8700		DP 145 SHD DP 140		
8000-Series 8240, 8340		DP 110		
8000-Series 8630, 8730, 8830		DP 170 SHD		
8000-Series 8670, 8770, 8870, 8970		DP 110		
8000-Series 8700, 9700		DP 170 SHD		
9000-Series 9000, 9600, 9700		DP 170 SHD		
Tractors 550, 555		DP 170 SHD		
Tractors 550, 555, 635, 755		DP 110		
Tractors 860		DP 145 SHD DP 140		
Tractors DEXTRA 3000, 3600		DP 170 SHD		
Tractors FORCE 5000, 7000, 8000, 8600, 9600		DP 170 SHD		
Tractors FW 60		DP 110L		
Tractors MAJOR 4000 (Diesel)		DP 170 SHD		
Tractors POWER MAJOR		DP 110		
Tractors SUPER MAJOR 5000, 7000, 8000		DP 170 SHD		
Tractors TS serie 90, 100, 110		DP 110		
Tractors TW 5, 10, 15, 20, 25, 30, 35		DP 170 SHD		
Foredil				
10.13, 20.13			DE 80 AGM	DA 80
30.13, 40.13, 5.13				DA 70L
Fortschritt				
323 A		DP 145 SHD DP 140		
E 280, 281, 301		DP 180 SHD DP 180		
E 302		DP 180 SHD DP 180		
E 303		DP 225 SHD DP 225		
E 512 - E 524		DP 180 SHD DP 180		
Combine harvester alle Modelle/all models		DP 180 SHD DP 180		
Galion				
303, 503				DA 70L
Gardenhac				
Tractor 14				DA 50H
Gehl				
3300, 6600				DA 70L
4400, 4610, 6620				DA 95L
SL 3935-5625				DA 95L
Giant				
3648 Tendo				DA 70
4548 Tendo HD				DA 70
D204SW				DA 50T

Brand/ Model designation	Year of manu- facture	DURACELL Professional	DURACELL Extreme	DURACELL Advanced
D204SW Tele				DA 50T
D254SW				DA 50T
D254SW Tele				DA 50T
D263S				DA 50T
D263SW				DA 50T
D263SW X-tra				DA 50T
D267				DA 50T
D332ST				DA 50T
D332SWT				DA 50T
D332SWT X-tra				DA 50T
D337T				DA 50T
V362				DA 50T
V4502T				DA 70
V4502T X-tra				DA 70
V452T				DA 70
V452T HD				DA 70
V452T HD X-tra				DA 70
V452T X-tra				DA 70
V5003				DA 70
V5003 X-tra				DA 70
V501				DA 70
V6004T				DA 70
V6004T Tele				DA 70
V6004T X-tra				DA 70
V761T				DA 70
Goldini				
25 DT				DA 50H
4 RM 3050			DE 70 AGM	DA 77H
521 - 928			DE 70 AGM	DA 77H
764 BD, 774 A			DE 80 AGM	DA 80
930 - 933 TD				DA 70L
Base 20				DA 50H
C 55, C 75			DE 70 AGM	DA 77H
Euro 26 - Euro 50 A				DA 50H
G'M 4, 14, 18, 20				DA 50H
Idea 26			DE 70 AGM	DA 77H
Idea 30, 40			DE 70 AGM	DA 77H
Transcar 22 RS				DA 50H
Trattori 900				DA 70L
Trattori Cingolati C 45, C 60				DA 70L
Universal 236, 240				DA 70L
Gremo				
Forestmachines 604, 802, 803, 804, 1004		DP 110		
Forestmachines TT12C		DP 170 SHD		
Grimme				
DS 80 - DS 100		DP 145 SHD DP 140		
DSN 100 - DGL 1700		DP 180 SHD DP 180		
Grove				
AT5285		DP 110L		
TM750 E		DP 110L		
Gueldner				
G 394, G 675, G 685, G4314		DP 145 SHD DP 140		
Gueldner-Linde				
G 50, 60, 75		DP 145 SHD DP 140		
H 35, 40		DP 180 SHD DP 180		
Gutbrod				
2800			DE 70 AGM	DA 77H
3000				DA 50H
1050 Diesel - 2600 Diesel				DA 50H
2900 Diesel				DA 70L
Tractor D9, 12 Diesel				DA 50H
Hako				
2000				DA 50H
3500			DE 80 AGM	DA 80
4000				DA 50H
2300 Diesel			DE 70 AGM	DA 77H

* Bei Batterieeinbau unter dem Fahrersitz ist oftmals unbedingt die Batterietype DA 77T/DA 72 (Box T6/LB3 mit Gesamthöhe 175mm) einzusetzen.

* When installing the battery under the driver's seat, the battery type DA 77T/DA 72 (box T6/LB3 with total height 175mm) must often be used.



Brand/ Model designation	Year of manu- facture	DURACELL Professional	DURACELL Extreme	DURACELL Advanced
3800, 3800 Diesel			DE 70 AGM	DA 77H
4800, 4800 Diesel			DE 70 AGM	DA 77H
8014 - 8016				DA 63H
Grundmaster, 322 D				DA 45L
Profi 182				DA 70L
Hakotrac				
2000				DA 50H
HakoJonas			DE 70 AGM	DA 77H
Hanix				
N 350-2, N 300-2				DA 95L
Hanomag				
320		DP 145 SHD DP 140		
6400		DP 180 SHD DP 180		
400C		DP 110		
44C		DP 135 SHD		
Brillant 600, 700		DP 145 SHD DP 140		
Bulldozers 66C, 77C		DP 170 SHD		
Bulldozers B30C		DP 225 SHD DP 225		
Bulldozers D600		DP 170 SHD		
Bulldozers K12C, B18C		DP 170 SHD		
Bulldozers K7B, K11		DP 180 SHD DP 180		
K 7, K8, K 60, K320		DP 180 SHD DP 180		
K10, K90E, K565		DP 180 SHD DP 180		
R 430		DP 145 SHD DP 140		
Robust 800, 900		DP 180 SHD DP 180		
Härnö				
GDL 2550			DE 92 AGM	DA 100
Hegglund				
BV 206				DA 95
Hemek-Vamas				
9110				DA 70L
Herriau				
alle Modelle/all models		DP 180 SHD DP 180		
Herrmann Lanz Hela				
28/32, D 36, D 40		DP 145 SHD DP 140		
36 HP		DP 180 SHD DP 180		
Hey Wang				
HD 17			DE 80 AGM	DA 80
Hieble				
alle Modelle/all models			DE 80 AGM	DA 80
Hinomoto				
Holder A 55			DE 70 AGM	DA 77H
Holder A 60, C 500			DE 92 AGM	DA 100
Hitachi				
Excavators ZX140W-3 (CTD, CTA, CTB, CED, CEA, CEB, 4667134)				DA 95L
Excavators ZX14-3 (1NC, 4663907)				DA 45L
Excavators ZX160-3 (BFD, BUD, BRC, 1T3, BCE, 1T1, 4667134)				DA 95L
Excavators ZX180-3 (BFE, BUE, BRD, 1T4, BCF, 1T2, 4667134)				DA 95L
Excavators ZX200-3, 210-3 (AWS, BLA, 1UD, 1U1, ATM, ATN, ATP, AUK, AUM, AUS, AUT, AUU, 1U4, BFH, BAJ, 4391629)		DP 145 SHD DP 140		
Excavators ZX225US (4431289)		DP 145 SHD DP 140		

Brand/ Model designation	Year of manu- facture	DURACELL Professional	DURACELL Extreme	DURACELL Advanced
Excavators ZX330 (1HH, 4237922)		DP 225 SHD DP 225		
Excavators ZX40u-2, 50u2 (1M9, 1MA, 4401896)				DA 95
Excavators ZX40u-2, 50u2 (1M9, 1MA, 4621541)				DA 70
Hoes				
11011K		DP 170 SHD		
Holder				
3705			DE 70 AGM	DA 77H
A 12, AM 2, AG 3, AG 35				DA 70
A 20, A 21 S				DA 70
A 23, A 30, A 40, A 55				DA 63H
A 440			DE 80 AGM	DA 80
A 45				DA 63H
A 50			DE 80 AGM	DA 80
A 55 F				DA 63H
A 60			DE 80 AGM	DA 80
B 12				DA 70
B 40 - B 51			DE 80 AGM	DA 80
C 40, 50, P 70				DA 63H
C 440			DE 80 AGM	DA 80
C 500, C 5000, C 6000			DE 80 AGM	DA 80
C 560			DE 92 AGM	DA 100
E 14, P 30, P 50, P 60				DA 63H
Parc 60				DA 63H
Hough				
DH65C		DP 110L		
Huddig				
760, 860 alle Modelle/ all models			DE 70 AGM	DA 77H
Hürlimann				
6120		DP 180 SHD DP 180		
H 4105, H 478, H 488 T			DE 80 AGM	DA 80
H 466, H 488				DA 95L
H 490		DP 180 SHD DP 180		
H 5110, H 5116 T		DP 180 SHD DP 180		
H 6130		DP 180 SHD DP 180		
H 6135 - H 6170		DP 180 SHD DP 180		
Prestige			DE 92 AGM	DA 100
Prince			DE 70 AGM	DA 77H
XA, XB, XE, XF, XN, XM			DE 92 AGM	DA 100
XL			DE 80 AGM	DA 80
XT		DP 170 SHD		
Husky				
1254, 1477, 1886				DA 50H
Hymas				
82 R, 6000		DP 180 SHD DP 180		
H 240			DE 92 AGM	DA 100
Hymatic (Compair)				
Compressor 74 D			DE 70 AGM	DA 77H
Hyster				
H150		DP 145 SHD DP 140		
H20, 25, 30E diesel		DP 110L		
H30, 40, 50, 60F diesel		DP 145 SHD DP 140		
H60, 110E, nyare mod.		DP 145 SHD DP 140		
H60, 70, 80E diesel		DP 145 SHD DP 140		
H60F diesel		DP 145 SHD DP 140		
HC (LPG or Petrol)		DP 110L		
KARRY KRANE (PERKINS P3 or P4 Eng.)		DP 110		

AGRICULTURAL AND CONSTRUCTION MACHINERY

Brand/ Model designation	Year of manu- facture	DURACELL Professional	DURACELL Extreme	DURACELL Advanced
P40A, 50A		DP 110L		
S60, S70, S100 (PERKINS Eng.)		DP 180 SHD DP 180		
UC, UE		DP 110L		
YC diesel		DP 110		
YC, YE (LPG or Petrol Eng.)		DP 110L		
IHI				
IS 10 F				DA 70L
Iller				
NMW, B 100				DA 70L
IMT				
Tractor 536, 546				DA 63H
Ingersoll-Rand				
Compressor 1010, 2110		DP 110		
Compressor JD544, 544A, 644		DP 110		
Compressor JD544B, 644B		DP 180 SHD DP 180		
Compressor JD670, 750, 770		DP 180 SHD DP 180		
Compressor P 125		DP 170 SHD		
Compressor P100, 140		DP 110L		
Compressor P175VD, P250VD		DP 180 SHD DP 180		
Compressor P175W, 250W, 375W		DP 110		
Compressor TP210		DP 110		
Compressor XL-DL900, -DL1200		DP 180 SHD DP 180		
DRAF125, DR140, DR150		DP 110L		
P600/900		DP 110L		
TP105, TP120, TPG120, TPF120, TPM120, TP210		DP 110L		
International-Harvester				
1246		DP 180 SHD DP 180		
485XL, 585XL, 685XL, 785XL, 885XL		DP 110L		
745, 844 XL		DP 145 SHD DP 140		
855 XL		DP 110L		
956, 1056		DP 145 SHD DP 140		
Compressor 515B		DP 110		
Excavators 510 m/Hymas 42		DP 180 SHD DP 180		
Excavators JD34, 44, 45, 54		DP 180 SHD DP 180		
Excavators JD35		DP 170 SHD		
Excavators JD440B m/Power skift		DP 110L		
Excavators JD540A, 544, 544A, 644A		DP 110L		
Excavators JD544B, 644B, 670, 770, 772A		DP 170 SHD		
Excavators JD750, 850 bulldozer		DP 180 SHD DP 180		
Excavators PC40, PC160, PC180, PC200EN-6, PC230, PC290		DP 110L		
Excavators PW130, PW150, PW170-6, PW200/220-7K		DP 110L		
Intropa-Rolba				
FAI-Pandax 320, 330			DE 70 AGM	DA 77H
FAI-Pandax 340, 350		DP 145 SHD DP 140		
H 10 B				DA 70L
Terex		DP 225 SHD DP 225		
Irmer & Else				
801 R			DE 92 AGM	DA 100
D 1051 R, 1801, 1101 R		DP 170 SHD		
D 141-9D			DE 92 AGM	DA 100
D 341 R, 401 R, 4451 R, 661 R			DE 70 AGM	DA 77H

Brand/ Model designation	Year of manu- facture	DURACELL Professional	DURACELL Extreme	DURACELL Advanced
S 1051			DE 92 AGM	DA 100
S 701			DE 70 AGM	DA 77H
Irus				
U 1200, 1200 K				DA 70
Iseki				
3110, 3510, 5000, 6000, 6500		DP 110		
TS3110, 4510		DP 110L		
TS4510		DP 110		
Italimacchine				
Poplipa 215				DA 70L
ITMA				
480, 500			DE 80 AGM	DA 80
A 35, -S			DE 70 AGM	DA 77H
Iveco				
Stralis AT-series		DP 225 SHD DP 225		
Jacobsen				
F 10 (Diesel&petrol)			DE 80 AGM	DA 80
Jacquet				
Hydro 780			DE 80 AGM	DA 80
JCB				
400-Series 406, 410, 412, 415		DP 110		
500-Series 520		DP 110		
500-Series 525B		DP 110		
800-Series 802 MINI		DP 110L		
900-Series 921, 926		DP 110		
Tractorexcavators F-series		DP 170 SHD		
TRAILERS 5050, 5051, 5052, 5053, 5054, 5055		DP 110		
Jenbacher Werke				
4 T 6 SES/800KVA		DP 180 SHD DP 180		
C 120 SES/250KVA - C 320 SES/670KVA		DP 180 SHD DP 180		
JM-series alle Modelle/ all models		DP 180 SHD DP 180		
JW 20 ES /15 KVA, JW 25 20 KVA			DE 70 AGM	DA 77H
JW 200 ES/160 KVA		DP 180 SHD DP 180		
JW 2000, JW 28000		DP 180 SHD DP 180		
JW 250			DE 70 AGM	DA 77H
JW 300 ES/250 KVA		DP 180 SHD DP 180		
JW 370			DE 70 AGM	DA 77H
JW 40 ES/30KVA		DP 180 SHD DP 180		
JW 400 ES/350KVA		DP 180 SHD DP 180		
JW 550			DE 80 AGM	DA 80
JW 600 ES/500KVA		DP 180 SHD DP 180		
JW 650, JW 750		DP 180 SHD DP 180		
JW 8 ES/6KVA			DE 70 AGM	DA 77H
JW 80 ES/125KVA		DP 180 SHD DP 180		
LM 1500 ES/1250KVA - LM 1150/3000 GDES		DP 180 SHD DP 180		
MT 2866, MT 2842		DP 180 SHD DP 180		
Jobu				
Timberjack AC				DA 70
John Deere				
2000-Series 2270, 2280		DP 145 SHD		
3000-Series 3650		DP 145 SHD		
4000-Series 4050, 4055, 4250, 4255		DP 110		
4000-Series 4600				DA 95
4000-Series 4630, 4640, 4650, 4840, 4850		DP 110L		
5000-Series 5420		DP 145 SHD		

* Bei Batterieeinbau unter dem Fahrersitz ist oftmals unbedingt die Batterietype DA 77T/DA 72 (Box T6/LB3 mit Gesamthöhe 175mm) einzusetzen.

* When installing the battery under the driver's seat, the battery type DA 77T/DA 72 (box T6/LB3 with total height 175mm) must often be used.



Brand/ Model designation	Year of manu- facture	DURACELL Professional	DURACELL Extreme	DURACELL Advanced
5000-Series 5440		DP 110L		
7000-Series 7600, 7700, 7800		DP 110L		
900-Series 965, 975, 985		DP 145 SHD		
Combine Harvester 1065, 1068H, 1072, 1075, 1075H, 166, 1169H4		DP 135 SHD		
Combine Harvester 1174, 1174H4		DP 135 SHD		
JD310, JD410, JD450A, JD540, JD644		DP 110		
LD544		DP 110L		
Combine Harvester 1177, 5420		DP 145 SHD		
Combine Harvester 630, 730, 950, 965, 965H, 968H, 970, 975, 975H4, 985		DP 135 SHD		
Combine Harvester MD 1065, MD 1072, MD 1075		DP 145 SHD		
Combine Harvester MD 330, 430, 530, 630, 730		DP 110		
Combine Harvester MD 925, MD 930		DP 110		
Combine Harvester MD 932, 954		DP 145 SHD		
Combine Harvester MD 940		DP 110		
Tractors 5460		DP 145 SHD		
Tractors 6110, 6210, 6310, 6410, 6510, 6810		DP 145 SHD		
Tractors 6120, 6220, 6320, 6420, 6420S		DP 145 SHD		
Tractors 6506		DP 145 SHD		
Tractors 6520, 6620, 6820, 6920, 6920S		DP 180 SHD DP 180		
Tractors Z Series 1155, 1158, 1169, 1174, 1177, 1188		DP 145 SHD		
Tractors Z Series 2054, 2056, 2058, 2064, 2066		DP 145 SHD		
Tractors Z Series 6610, 6710, 6810, 6910		DP 145 SHD		
Jolly				
CSF				DA 50H
Joy Sullivan				
1262			DE 70 AGM	DA 77H
Jungheinrich				
Ameise		DP 180 SHD DP 180		
Kälble				
3 WTV-K			DE 80 AGM	DA 80
5 WTV, 5 WTV-K		DP 145 SHD DP 140		
7 WTV-K, 8 TV-K		DP 180 SHD DP 180		
K 20 B		DP 180 SHD DP 180		
KV 25 B		DP 180 SHD DP 180		
KVW 35		DP 225 SHD DP 225		
RP 18			DE 92 AGM	DA 100
SL 12		DP 180 SHD DP 180		
SL 15			DE 92 AGM	DA 100
SL 18		DP 180 SHD DP 180		
SL 18B			DE 92 AGM	DA 100
SL 25		DP 180 SHD DP 180		
VG 12, VG 18		DP 180 SHD DP 180		
VG 18 B		DP 180 SHD DP 180		
Kalmar LMV				
16 ton -		DP 135 SHD		

Brand/ Model designation	Year of manu- facture	DURACELL Professional	DURACELL Extreme	DURACELL Advanced
3-7, 5 ton				DA 70L
8-15 ton			DE 92 AGM	DA 100
Kato				
Mobilcranes		DP 145 SHD DP 140		
Kibo				
1600				DA 50H
Kockum-Landsverk				
5250				DA 70L
KS 82-54				DA 95L
Komatsu				
Baggerlader WB93R-5, WB93S-5, WB97R-5, WB97S-5		DP 180 SHD DP 180		
BC 200 LC, 210 LC		DP 145 SHD DP 140		
BD 180, BC 240		DP 135 SHD		
HA 205, 250		DP 145 SHD DP 140		
Hydraulikbagger PC120, PC150, PC150HD, PC150NHD		DP 145 SHD DP 140		
Hydraulikbagger PC1250/ SP-8 (502 kW)		DP 225 SHD DP 225		
Hydraulikbagger PC130-7, PC160LC-7, PC180LC-7, PC180NLC-7		DP 145 SHD DP 140		
Hydraulikbagger PC180LLC		DP 110L		
Hydraulikbagger PC200, PC210, PC210-6K, PC210LC, PC220		DP 145 SHD DP 140		
Hydraulikbagger PC2000-8		DP 225 SHD DP 225		
Hydraulikbagger PC210/LC/ NLC-8/LC-8 MH		DP 145 SHD DP 140		
Hydraulikbagger PC228USLC-3		DP 145 SHD DP 140		
Hydraulikbagger PC230N- HD-8		DP 145 SHD DP 140		
Hydraulikbagger PC240		DP 110L		
Hydraulikbagger PC240-8 SL, PC240LC/NLC-8		DP 145 SHD DP 140		
Hydraulikbagger PC280LC, PC280NLC		DP 110L		
Hydraulikbagger PC290LC/ NLC-8		DP 145 SHD DP 140		
Hydraulikbagger PC300LC, PC300NLC		DP 145 SHD DP 140		
Hydraulikbagger PC340LC- 7SLF		DP 145 SHD DP 140		
Hydraulikbagger PC350LC/ NLC-8		DP 145 SHD DP 140		
Hydraulikbagger PC450/LC/ HD-8		DP 145 SHD DP 140		
Hydraulikbagger PC600/LC-8		DP 180 SHD DP 180		
Hydraulikbagger PC800/LC-8		DP 225 SHD DP 225		
Muldenkipper HD325-7, HD405-7		DP 180 SHD DP 180		
Muldenkipper HD465-7, HD605-7		DP 225 SHD DP 225		
Muldenkipper HD785-7		DP 180 SHD DP 180		
Muldenkipper HM300-2, 350-2, 400-2		DP 145 SHD DP 140		
Planiertrauben D3, D31S, D40, D45, D45A, D45S, D50, D50A, D50S		DP 145 SHD DP 140		
Planiertrauben D51EX/PX-22		DP 225 SHD DP 225		
Planiertrauben D53, D55, D65E, D75S, D84A, D150, D155A		DP 145 SHD DP 140		

AGRICULTURAL AND CONSTRUCTION MACHINERY

Brand/ Model designation	Year of manu- facture	DURACELL Professional	DURACELL Extreme	DURACELL Advanced
Radlader W70, W90, W120		DP 145 SHD DP 140		
Radlader WA380-6, 430-6, 470-6, 480-6, 500-6		DP 145 SHD DP 140		
Radlader WA600-6, 800-3, 900-3		DP 225 SHD DP 225		
Teleskoplader WH609, 613, 713, 716		DP 135 SHD		
Krabat				
Beltractor				DA 70
Kramer				
1014		DP 180 SHD DP 180		
515, 1411		DP 145 SHD DP 140		
611, 811		DP 180 SHD DP 180		
Allrad 1014		DP 145 SHD DP 140		
K 33, KA		DP 145 SHD DP 140		
KL-Series KLB 330		DP 145 SHD DP 140		
Teleskopen 3307, 4009, 4507		DP 145 SHD DP 140		
U800		DP 145 SHD DP 140		
VL 400, VL540		DP 145 SHD DP 140		
Krasser				
U 4V			DE 70 AGM	DA 77H
Kubota				
3750, 4150		DP 145 SHD DP 140		
KH-Series KH14-3, KH15-3, KH16W, KH18, KH20, KH28		DP 110L		
L-Series L 245DT, 285, 295, 345, 345DT, 355		DP 110L		
RW25, RW30, RW30S, RW35		DP 110L		
Labor Hako				
2000				DA 63H
4000				DA 63H
2300 D, 3800 D			DE 70 AGM	DA 77H
P 20				DA 50H
Labourier				
alle Modelle/all models			DE 80 AGM	DA 80
Lamborghini				
904		DP 180 SHD DP 180		
955		DP 180 SHD DP 180		
956		DP 145 SHD DP 140		
1056		DP 180 SHD DP 180		
1106, 1156 DT, 1256, 1506		DP 180 SHD DP 180		
1506, 1706 Turbo		DP 180 SHD DP 180		
190, 360		DP 145 SHD DP 140		
470, 480		DP 180 SHD DP 180		
754, 774, 8, 854		DP 145 SHD DP 140		
HERLAN 480		DP 145 SHD DP 140		
Premier 850, 950, 1050, 1060		DP 180 SHD DP 180		
R 1056, R 1106, R 1306, R 1506		DP 180 SHD DP 180		
R 754, R804, R850, R 854, R 955		DP 180 SHD DP 180		

Brand/ Model designation	Year of manu- facture	DURACELL Professional	DURACELL Extreme	DURACELL Advanced
R955DT		DP 170 SHD		
Lancer Boss				
Side Loaders 180, 200, 300, 400, 500, 700, 800, 1000, 1800, 2000		DP 110L		
Side Loaders 200 Series, (Perkins 4/107), 300 series (Leyland OE 138)		DP 110L		
W Series		DP 145 SHD DP 140		
Landini				
10000 S		DP 110		
10000, 12500, 13000, 13500, 14500		DP 145 SHD		
5000-Series 5000, 5500, 5830, 5870		DP 110		
6000-Series 6000, 6060, 6500, 6550, 6830, 6840, 6870, 6880		DP 110		
7000-Series 7000, 7500, 7550, 7830, 7860, 7870, 7880		DP 110		
8000-Series 8000, 8500, 8550, 8830, 8860, 8870		DP 110		
9000-Series 9080, 9500		DP 145 SHD DP 140		
Lännen Tehtaat				
1280M, 1480M, 1680M, 1880T		DP 170 SHD		
CM 8, CM8-4		DP 170 SHD		
M12, M13, T14, M16, M19, T18, T27		DP 170 SHD		
S 9, S10		DP 170 SHD		
T214, T221		DP 170 SHD		
UM 3, UM 4		DP 170 SHD		
UM 475		DP 170 SHD		
Lanz				
Bulli				DA 70L
D-series 112				DA 70
D-series 117			DE 80 AGM	DA 80
D-series 12 S				DA 70
D-series 14				DA 80
D-series 218 - 230			DE 70 AGM	DA 77H
D-series 24			DE 80 AGM	DA 80
D-series 254 - 260		DP 145 SHD DP 140		
D-series 315, 318			DE 80 AGM	DA 80
D-series 415			DE 70 AGM	DA 77H
D-series 420 - 484			DE 80 AGM	DA 80
D-series alle anderen Modelle/all other models			DE 80 AGM	DA 80
HG, NI 22, NO-R, NV			DE 80 AGM	DA 80
LB-series				DA 63H
Laverda				
3300, 3350, 3400, 3450, 3500, 3550, 3550AL		DP 180 SHD DP 180		
3600, 3700, 3750, 3790, 3850, 3890, 3900, 3990		DP 180 SHD DP 180		
M120		DP 180 SHD DP 180		
MX 240, MX 300		DP 180 SHD DP 180		
Lennen				
1280M, 1680M, 1480T, 1880T		DP 170 SHD		
CM8-4, C8-4, C10-4		DP 170 SHD		
M12, M16, T12, T14, T18		DP 170 SHD		
M213, T214, T221		DP 170 SHD		
Leyland				
154(D)		DP 110		
Tractors 154, 245, 502		DP 110		
Tractors 253, 255		DP 110L		
Leyland Nuffield				
345, 352		DP 110L		
Liebherr				
A 309 - 316 Litronic			DE 92 AGM	DA 100
A 900 - 914 C Litronic, ZW,		DP 135 SHD		
A 924 - 974 B, C Litronic		DP 170 SHD		

* Bei Batterieeinbau unter dem Fahrersitz ist oftmals unbedingt die Batterietype DA 77T/DA 72 (Box T6/LB3 mit Gesamthöhe 175mm) einzusetzen.
 * When installing the battery under the driver's seat, the battery type DA 77T/DA 72 (box T6/LB3 with total height 175mm) must often be used.



Brand/ Model designation	Year of manu- facture	DURACELL Professional	DURACELL Extreme	DURACELL Advanced
BOS		DP 170 SHD		
Crawler cranes HS, LR, LTR		DP 170 SHD		
HS 835 - 895 HD Litronic		DP 225 SHD DP 225		
L 506 - 514 Stereo			DE 92 AGM	DA 100
L 524 - 580 2plus2		DP 225 SHD DP 225		
LR 622, 634 B Litronic		DP 170 SHD		
Mobile cranes LG, LTC, LTF, LTM, MK		DP 170 SHD		
P 954 - 996 B, C Litronic		DP 135 SHD		
PR 712 - 764 B Litronic		DP 180 SHD DP 180		
R 313 - 317 Litronic			DE 92 AGM	DA 100
R 900 - 996 B, C Litronic		DP 145 SHD DP 140		
RL 22 B Litronic		DP 145 SHD DP 140		
RL 42 B Litronic		DP 180 SHD DP 180		
RL 52 Litronic		DP 145 SHD DP 140		
RL SR 712 BM Litronic		DP 180 SHD DP 180		
T 252 - 445-10		DP 225 SHD DP 225		
Linde				
H 12F - H 16				DA 50H
H 20 F - H 40 F (4.0t)			DE 80 AGM	DA 80
H 50 F - H 80		DP 180 SHD DP 180		
LPG			DE 80 AGM	DA 80
Type 330, 350				DA 50H
Lindner				
1450 - 1500			DE 92 AGM	DA 100
1600 - 1750		DP 145 SHD DP 140		
Alpin		DP 145 SHD DP 140		
BF 14 - BF 25, BF LW 20				DA 70
BF 250		DP 110		
BF 320 S, BF 420 S, BF 520 S			DE 92 AGM	DA 100
BF 650 S		DP 145 SHD DP 140		
Geotrac 60, 63			DE 92 AGM	DA 100
Geotrac 70		DP 145 SHD DP 140		
Geotrac 73 - 102		DP 145 SHD DP 140		
T 3500 S			DE 92 AGM	DA 100
Unitrac 102			DE 92 AGM	DA 100
Unitrac 68 - 100			DE 92 AGM	DA 100
Loadstar Trucks				
955, 1055		DP 135 SHD		
Loiseau				
4000		DP 145 SHD DP 140		
12.64		DP 180 SHD DP 180		
3 Rang 4000		DP 145 SHD DP 140		
344, 34x4, 3860, 3864x4		DP 180 SHD DP 180		
4 Wheel Driver		DP 145 SHD DP 140		
L 44		DP 180 SHD DP 180		
V 104		DP 180 SHD DP 180		
Lokomo				
Mobil cranes 14.07, 14.09, 23.07, 23.09, 36.07		DP 180 SHD DP 180		
Mobil cranes A 331, A351, A391		DP 170 SHD		

Brand/ Model designation	Year of manu- facture	DURACELL Professional	DURACELL Extreme	DURACELL Advanced
Mobil cranes PPM 187, TC5		DP 145 SHD DP 140		
Lundberg				
Tractor 341 - 343				DA 70L
Tractor 595		DP 145 SHD DP 140		
Mabec				
4RM 180, 300				DA 70L
CB 12 DD				DA 63H
Maco				
Compressors		DP 145 SHD DP 140		
MV 21			DE 70 AGM	DA 77H
TM 50		DP 145 SHD DP 140		
MAN				
alle Modelle/all models 2, 4 S 1, 4 S 2, 4 T, 22		DP 180 SHD DP 180		
Manitou				
4RM40K SITE LIFT		DP 180 SHD DP 180		
MB 25 D, 25TC, 30TC, 40, 50, 60		DP 180 SHD DP 180		
MB20, MB25, MB25C, MB26C, MB30		DP 110L		
MB25M		DP 180 SHD DP 180		
MC10, 15, 20, 25, 30, MC20H		DP 110L		
MC40 TC, 50, 80		DP 180 SHD DP 180		
MCL 30H		DP 110L		
ROUGH TERRAIN VEHICLE		DP 110L		
Marshall				
135			DE 80 AGM	DA 80
642 - 844		DP 145 SHD DP 140		
944, D 110		DP 180 SHD DP 180		
Massey Ferguson				
H2-16 87xx CEA Tier 4F			DE 92 AGM	DA 100
Harvesters 7340 Activa Economy		DP 170 SHD		
Harvesters MF 7240		DP 170 SHD		
Harvesters MF 9695 / 9795 Fortia		DP 110L		
Harvesters MF 9895 Fortia		DP 110L		
Telescopic loaders 8925		DP 110		
Telescopic loaders 8926		DP 110		
Telescopic loaders 89410		DP 110		
Telescopic loaders 8947		DP 110		
Telescopic loaders 9305 Xtra		DP 110		
Telescopic loaders 9306 Xtra		DP 110		
Telescopic loaders 9407, S Xtra		DP 110		
Tractors 1004		DP 110		
Tractors 1004T				DA 70L
Tractors 1007	01.70-10.88	DP 110		
Tractors 1007	11.88-			DA 95
Tractors 1014		DP 170 SHD DP 110		
Tractors 1080		DP 110		
Tractors 1100		DP 110		
Tractors 1114		DP 170 SHD		
Tractors 1134		DP 170 SHD		
Tractors 1200		DP 110		
Tractors 130		DP 110		
Tractors 132				DA 80
Tractors 1325			DE 70 AGM	DA 77H
Tractors 133		DP 110		
Tractors 1335			DE 70 AGM	DA 77H
Tractors 1345			DE 70 AGM	DA 77H
Tractors 134V	11.88-		DE 70 AGM	DA 77H
Tractors 134V	01.70-10.88			DA 70L
Tractors 135		DP 110		

AGRICULTURAL AND CONSTRUCTION MACHINERY

Brand/ Model designation	Year of manu- facture	DURACELL Professional	DURACELL Extreme	DURACELL Advanced
Tractors 139				DA 80
Tractors 142				DA 80
Tractors 148		DP 110		
Tractors 1519				DA 45L
Tractors 152		DP 110		
Tractors 1520				DA 45L
Tractors 1523				DA 45L
Tractors 1525				DA 45L
Tractors 1529				DA 45L
Tractors 1531				DA 45L
Tractors 1532				DA 45L
Tractors 1540				DA 70L
Tractors 1547				DA 95
Tractors 1545	11.88-		DE 92 AGM	DA 100
Tractors 1545	01.70-10.88			DA 70L
Tractors 154V			DE 70 AGM	DA 77H
Tractors 154V				DA 70L
Tractors 155		DP 110		
Tractors 158		DP 110		
Tractors 164V			DE 70 AGM	DA 77H
Tractors 164V				DA 70L
Tractors 165		DP 110		
Tractors 1740, 1747				DA 70L
Tractors 1745	11.88-			DA 95
Tractors 174V	01.70-10.88	DP 110		
Tractors 174V	11.88-		DE 70 AGM	DA 77H
Tractors 1805		DP 110		
Tractors 1845		DP 110		
Tractors 1845				DA 95
Tractors 194A		DP 110		
Tractors 194F	01.70-10.88	DP 110		
Tractors 194F	11.88-			DA 95
Tractors 2210		DP 110		
Tractors 2225		DP 110		
Tractors 2235		DP 110		
Tractors 233				DA 70L
Tractors 2345				DA 70L
Tractors 235		DP 110		
Tractors 2355				DA 80
Tractors 240				DA 70L
Tractors 2405			DE 70 AGM	DA 77H
Tractors 2410			DE 70 AGM	DA 77H
Tractors 2415			DE 70 AGM	DA 77H
Tractors 2430				DA 95
Tractors 2435				DA 95
Tractors 2440				DA 95
Tractors 245		DP 110		
Tractors 25/30		DP 110		
Tractors 253	11.88-		DE 92 AGM	DA 100
Tractors 253	01.70-10.88			DA 70L
Tractors 254				DA 70L
Tractors 2545			DE 92 AGM	DA 100
Tractors 255		DP 110		
Tractors 260		DP 110		
Tractors 2625		DP 110		
Tractors 263		DP 110		
Tractors 263T			DE 92 AGM	DA 100
Tractors 263T				DA 70L
Tractors 2640		DP 110		
Tractors 2645		DP 110		
Tractors 265		DP 110		
Tractors 2680		DP 110		
Tractors 2685		DP 110		
Tractors 2720		DP 110		
Tractors 2725/2705, 2745		DP 110		
Tractors 273	01.70-10.88	DP 110		
Tractors 273	11.88-			DA 95
Tractors 274		DP 110		
Tractors 2745	11.88-			DA 95
Tractors 2745K	01.70-10.88	DP 110		
Tractors 2745K	11.88-			DA 95
Tractors 283	01.70-10.88	DP 110		

Brand/ Model designation	Year of manu- facture	DURACELL Professional	DURACELL Extreme	DURACELL Advanced
Tractors 283	11.88-			DA 95
Tractors 284				DA 95
Tractors 284S	01.70-10.88	DP 110 SHD		
Tractors 284S	11.88-			DA 95
Tractors 290		DP 110		
Tractors 293	01.70-10.88	DP 110		
Tractors 293	11.88-			DA 95
Tractors 294A		DP 110		
Tractors 2945	01.70-10.88	DP 110 SHD		
Tractors 2945	11.88-			DA 95
Tractors 3050				DS 72L Starter
Tractors 3060				DS 72L Starter
Tractors 3065				DS 72L Starter
Tractors 3070				DS 72L Starter
Tractors 3075				DS 72L Starter
Tractors 3080				DS 72L Starter
Tractors 3085				DS 72L Starter
Tractors 3090				DS 72L Starter
Tractors 3095				DS 72L Starter
Tractors 3115				DS 72L Starter
Tractors 3120				DS 72L Starter
Tractors 3125				DS 72L Starter
Tractors 3315			DE 92 AGM	DA 100
Tractors 3325			DE 92 AGM	DA 100
Tractors 333	11.88-		DE 92 AGM	DA 100
Tractors 333	01.70-10.88			DA 70L
Tractors 3330			DE 92 AGM	DA 100
Tractors 3340			DE 92 AGM	DA 100
Tractors 3345			DE 92 AGM	DA 100
Tractors 3350			DE 92 AGM	DA 100
Tractors 3355			DE 92 AGM	DA 100
Tractors 340				DS 72L Starter
Tractors 342				DS 72L Starter
Tractors 3425			DE 92 AGM	DA 100
Tractors 3435			DE 92 AGM	DA 100
Tractors 3445			DE 92 AGM	DA 100
Tractors 3455			DE 92 AGM	DA 100
Tractors 35		DP 110		
Tractors 352				DS 72L Starter
Tractors 353	11.88-		DE 92 AGM	DA 100
Tractors 353	01.70-10.88			DA 70L
Tractors 354F			DE 92 AGM	DA 100
Tractors 3545			DE 92 AGM	DA 100
Tractors 354V				DA 77H
Tractors 3615			DE 80 AGM	DA 80
Tractors 362				DS 72L Starter
Tractors 3625			DE 80 AGM	DA 80
Tractors 3625 V / S / F / GE			DE 80 AGM	DA 80
Tractors 363	11.88-		DE 80 AGM	DA 80
Tractors 363	01.70-10.88			DA 70L
Tractors 3630				DS 72L Starter
Tractors 3630 A			DE 80 AGM	DA 80
Tractors 3630 V / S / F / GE			DE 80 AGM	DA 80
Tractors 3635				DS 72L Starter
Tractors 3635 V / S / F / GE			DE 80 AGM	DA 80

* Bei Batterieeinbau unter dem Fahrersitz ist oftmals unbedingt die Batterietype DA 77T/DA 72 (Box T6/LB3 mit Gesamthöhe 175mm) einzusetzen.
 * When installing the battery under the driver's seat, the battery type DA 77T/DA 72 (box T6/LB3 with total height 175mm) must often be used.



Brand/ Model designation	Year of manu- facture	DURACELL Professional	DURACELL Extreme	DURACELL Advanced
Tractors 3640 A / F			DE 80 AGM	DA 80
Tractors 3640 V / S / F / GE			DE 80 AGM	DA 80
Tractors 3645			DE 80 AGM	DA 80
Tractors 3645				DS 72L Starter
Tractors 3645 V / S / F / GE			DE 80 AGM	DA 80
Tractors 364F			DE 80 AGM	DA 80
Tractors 364V				DA 77H
Tractors 3650				DS 72L Starter
Tractors 3650 A / F			DE 80 AGM	DA 80
Tractors 3650 S / F / GE			DE 80 AGM	DA 80
Tractors 3655				DS 72L Starter
Tractors 3655 V / S / F / GE			DE 80 AGM	DA 80
Tractors 3660 F			DE 80 AGM	DA 80
Tractors 3660 S / F / GE			DE 80 AGM	DA 80
Tractors 3670		DP 110		
Tractors 3680		DP 110		
Tractors 3690		DP 110		
Tractors 372		DP 110		
Tractors 373	11.88-			DA 95
Tractors 374F				DA 95
Tractors 374F/H/S			DE 92 AGM	DA 100
Tractors 374S				DA 95
Tractors 374V			DE 70 AGM	DA 77H
Tractors 375				DS 72L Starter
Tractors 377	01.70-10.88	DP 110		
Tractors 377	11.88-			DA 95
Tractors 382				DS 72L Starter
Tractors 383	01.70-10.88	DP 110		
Tractors 383	11.88-			DA 95
Tractors 384			DE 92 AGM	DA 100
Tractors 384F				DA 95
Tractors 384S				DA 95
Tractors 387	01.70-10.88	DP 110		
Tractors 387	11.88-			DA 95
Tractors 390				DS 72L Starter
Tractors 390T				DS 72L Starter
Tractors 393	01.70-10.88	DP 110		
Tractors 393	11.88-			DA 95
Tractors 394			DE 92 AGM	DA 100
Tractors 394F				DA 95
Tractors 394S				DA 95
Tractors 397	01.70-10.88	DP 110		
Tractors 397	11.88-			DA 95
Tractors 397T				DA 95
Tractors 399				DS 72L Starter
Tractors 410			DE 92 AGM	DA 100
Tractors 420			DE 92 AGM	DA 100
Tractors 4215		DP 110		
Tractors 4220		DP 110		
Tractors 4225		DP 110		
Tractors 4225				DS 72L Starter
Tractors 4235		DP 110		
Tractors 4235				DS 72L Starter
Tractors 4240		DP 110		
Tractors 4240				DS 72L Starter
Tractors 4245		DP 110		
Tractors 4245				DS 72L Starter
Tractors 4255		DP 110		
Tractors 4255				DS 72L Starter

Brand/ Model designation	Year of manu- facture	DURACELL Professional	DURACELL Extreme	DURACELL Advanced
Tractors 4260				DS 72L Starter
Tractors 4265		DP 110		
Tractors 4265				DS 72L Starter
Tractors 4270				DS 72L Starter
Tractors 4325		DP 110		
Tractors 4335		DP 110		
Tractors 4345		DP 110		
Tractors 4355		DP 110		
Tractors 4360		DP 110		
Tractors 4365		DP 110		
Tractors 4370				DS 72L Starter
Tractors 4435		DP 110L		
Tractors 4445		DP 110L		
Tractors 4455		DP 110L		
Tractors 4708			DE 92 AGM	DA 100
Tractors 4709			DE 70 AGM	DA 77H
Tractors 5425			DE 92 AGM	DA 100
Tractors 5435			DE 92 AGM	DA 100
Tractors 5445			DE 92 AGM	DA 100
Tractors 5455			DE 92 AGM	DA 100
Tractors 5460			DE 92 AGM	DA 100
Tractors 5465				DS 72L Starter
Tractors 5470				DS 72L Starter
Tractors 5475			DE 92 AGM	DA 100
Tractors 5480			DE 92 AGM	DA 100
Tractors 560		DP 110		
Tractors 5608			DE 92 AGM	DA 100
Tractors 5609			DE 92 AGM	DA 100
Tractors 5610			DE 92 AGM	DA 100
Tractors 5611			DE 92 AGM	DA 100
Tractors 5612			DE 92 AGM	DA 100
Tractors 5613			DE 92 AGM	DA 100
Tractors 5710 SL			DE 92 AGM	DA 100
Tractors 5711 SL			DE 92 AGM	DA 100
Tractors 5712 SL			DE 92 AGM	DA 100
Tractors 5713 SL			DE 92 AGM	DA 100
Tractors 595		DP 170 SHD		
Tractors 6100			DE 70 AGM	DA 77H
Tractors 6120				DS 72L Starter
Tractors 6130				DS 72L Starter
Tractors 6140				DS 72L Starter
Tractors 6150				DS 72L Starter
Tractors 6160				DS 72L Starter
Tractors 6170				DS 72L Starter
Tractors 6180				DS 72L Starter
Tractors 6190				DS 72L Starter
Tractors 6200			DE 70 AGM	DA 77H
Tractors 6235				DS 72L Starter
Tractors 6245				DS 72L Starter
Tractors 6255				DS 72L Starter
Tractors 6260				DS 72L Starter
Tractors 6265				DS 72L Starter
Tractors 6270				DS 72L Starter

AGRICULTURAL AND CONSTRUCTION MACHINERY

Brand/ Model designation	Year of manu- facture	DURACELL Professional	DURACELL Extreme	DURACELL Advanced
Tractors 6280				DS 72L Starter
Tractors 6290				DS 72L Starter
Tractors 6400			DE 70 AGM	DA 77H
Tractors 6445				DS 72L Starter
Tractors 6455				DS 72L Starter
Tractors 6460				DS 72L Starter
Tractors 6465				DS 72L Starter
Tractors 6470				DS 72L Starter
Tractors 6475				DS 72L Starter
Tractors 6480				DS 72L Starter
Tractors 6485				DS 72L Starter
Tractors 6490				DS 72L Starter
Tractors 6495				DS 72L Starter
Tractors 6497				DS 72L Starter
Tractors 6499				DS 72L Starter
Tractors 65		DP 110		
Tractors 6612			DE 70 AGM	DA 77H
Tractors 6613			DE 70 AGM	DA 77H
Tractors 6614			DE 70 AGM	DA 77H
Tractors 6615			DE 70 AGM	DA 77H
Tractors 6616			DE 70 AGM	DA 77H
Tractors 7465				DS 72L Starter
Tractors 7475				DS 72L Starter
Tractors 7480				DS 72L Starter
Tractors 7485				DS 72L Starter
Tractors 7490				DS 72L Starter
Tractors 7495				DS 72L Starter
Tractors 7614			DE 70 AGM	DA 77H
Tractors 7615			DE 70 AGM	DA 77H
Tractors 7616			DE 70 AGM	DA 77H
Tractors 7618			DE 70 AGM	DA 77H
Tractors 7619			DE 70 AGM	DA 77H
Tractors 7620			DE 70 AGM	DA 77H
Tractors 7622			DE 70 AGM	DA 77H
Tractors 7624			DE 70 AGM	DA 77H
Tractors 7626			DE 70 AGM	DA 77H
Tractors 7714			DE 70 AGM	DA 77H
Tractors 7715			DE 70 AGM	DA 77H
Tractors 7716			DE 70 AGM	DA 77H
Tractors 7718			DE 70 AGM	DA 77H
Tractors 7719			DE 70 AGM	DA 77H
Tractors 7720			DE 70 AGM	DA 77H
Tractors 7722			DE 70 AGM	DA 77H
Tractors 7724			DE 70 AGM	DA 77H
Tractors 7726			DE 70 AGM	DA 77H
Tractors 8110				DS 72L Starter
Tractors 8120				DS 72L Starter
Tractors 8130				DS 72L Starter
Tractors 8140		DP 110		
Tractors 8150		DP 110		

Brand/ Model designation	Year of manu- facture	DURACELL Professional	DURACELL Extreme	DURACELL Advanced
Tractors 8160		DP 110		
Tractors 8170		DP 110		
Tractors 8210				DS 72L Starter
Tractors 8220				DS 72L Starter
Tractors 8240		DP 110		
Tractors 8250		DP 110		
Tractors 8260		DP 110		
Tractors 8270		DP 110		
Tractors 8280		DP 110		
Tractors 8450				DS 88 Starter
Tractors 8460				DS 88 Starter
Tractors 8470				DS 88 Starter
Tractors 8480				DS 88 Starter
Tractors 8650			DE 92 AGM	DA 100
Tractors 8660			DE 92 AGM	DA 100
Tractors 8670			DE 92 AGM	DA 100
Tractors 8680			DE 92 AGM	DA 100
Tractors 8690			DE 92 AGM	DA 100
Tractors 8727			DE 92 AGM	DA 100
Tractors 8730			DE 92 AGM	DA 100
Tractors 8732			DE 92 AGM	DA 100
Tractors 8735			DE 92 AGM	DA 100
Tractors 8737			DE 92 AGM	DA 100
Tractors 8770			DE 92 AGM	DA 100
Tractors 8780			DE 92 AGM	DA 100
Tractors 8790			DE 92 AGM	DA 100
Tractors 9240				DS 72L Starter
Z11 SRT1-2 76xx Tier 4i			DE 70 AGM	DA 77H
Z12 ERT 56xx Tier 3 HD, Tier 4i MD			DE 92 AGM	DA 100
Z13 VRT 66xx Tier 4i HD			DE 70 AGM	DA 77H
Z15B LRT 87xx Tier 4F			DE 92 AGM	DA 100
Z16 SRT2-3 77xx Tier 4F			DE 70 AGM	DA 77H
Z18 77xx Tier 4F			DE 70 AGM	DA 77H
Z19 ERT 57xx Tier 4F MD			DE 92 AGM	DA 100
Z8C LRT 86xx Tier 4i			DE 92 AGM	DA 100
Z9 SRT2-2 76xx Tier 4i			DE 70 AGM	DA 77H
Matral				
alle Modelle/all models				DA 70L
Matrot				
alle Modelle/all models		DP 180 SHD DP 180		
McCormick				
alle Modelle/all models		DP 110L		
Mecalac				
10MCR		DP 180 SHD DP 180		DA 95
10MSX		DP 180 SHD DP 180		
12MSX		DP 180 SHD DP 180		
12MTX		DP 180 SHD DP 180		
6MCR		DP 180 SHD DP 180		DA 95
714MCe		DP 110 SHD		
714MWe		DP 110 SHD		
8MCR				DA 95
AF1050			DE 92 AGM	DA 100
AF1200			DE 92 AGM	DA 100
AS1600			DE 92 AGM	DA 100
AS210e			DE 92 AGM	DA 100
AS50				DA 70
AS700			DE 92 AGM	DA 100
AS900 (3A)			DE 92 AGM	DA 100

* Bei Batterieeinbau unter dem Fahrersitz ist oftmals unbedingt die Batterietype DA 77T/DA 72 (Box T6/LB3 mit Gesamthöhe 175mm) einzusetzen.
 * When installing the battery under the driver's seat, the battery type DA 77T/DA 72 (box T6/LB3 with total height 175mm) must often be used.



Brand/ Model designation	Year of manu- facture	DURACELL Professional	DURACELL Extreme	DURACELL Advanced
AS900 (3B)				DA 95
AS900 Tele				DA 95
AT1050			DE 92 AGM	DA 100
AT900			DE 92 AGM	DA 100
AX1000				DA 70
AX700				DA 70
AX850				DA 70
Meili				
MD Series		DP 110		
VM 1300		DP 110		
VM 3500 autom.		DP 110		
VM 600		DP 110		
Mengle				
SF 300, 400		DP 180 SHD DP 180		
SF 6000, 6300 6500, 6600, 6800, 7000, 7300, 7800		DP 135 SHD		
SF2000, 3000, 4000, 5000, 5200, 5500, 5600, 5800		DP 145 SHD DP 140		
Mercedes Benz				
1000/441, 1100/442, 1300/443, 1500/443		DP 145 SHD DP 140		
700/440, 800/440, 900/440		DP 145 SHD DP 140		
MB Track 1100, MB Track 1600, MB Track 6.60, MB Track 8		DP 180 SHD DP 180		
MB Track 700, 800, 900, 1000, 1300, 1400, 1500, 1600		DP 145 SHD DP 140		
Tractors 65/70, 67/70, 680, 700, 800, 900, 1000, 1300, 1500, 1600		DP 145 SHD DP 140		
U 1700/437 - U 2150/437		DP 145 SHD DP 140		
UNIMOG U 100/110, U 1000 - U 2450	01.66-	DP 145 SHD DP 140		
UNIMOG U 300/400	01.66-	DP 145 SHD DP 140		
UNIMOG U 500	01.66-	DP 145 SHD DP 140		
UNIMOG U 66/72/90, U 800/900		DP 145 SHD DP 140		
Mercury				
13M, 13M2, 30M2, 32P, 40M, 40M2, 43P, 45P, 46P, 55P, 65P, 70P		DP 110		
200, 300		DP 110		
AT40, AT46, AT65P, AT70		DP 110		
MD250/400 (Perkins V8 Eng.)		DP 110		
Merlo				
alle Modelle/all models			DE 92 AGM	DA 100
Cement mixer DBM 1200			DE 80 AGM	DA 80
DM 1000				DA 70L
MHT				
Harvester 132 HVT plus			DE 70 AGM	DA 77H
Harvester 18002 HVT			DE 92 AGM	DA 100
Harvester 242 HV, HVT			DE 92 AGM	DA 100
Harvester 9002 HV			DE 70 AGM	DA 77H
Michigan				
55		DP 180 SHD DP 180		
125C, 175C		DP 110		
275B, C		DP 110		
35 A Perkins (B)		DP 180 SHD DP 180		
45C, 55C		DP 110		
475C, L320		DP 110		
55, 65, 75 Leyland		DP 110		
75B		DP 145 SHD DP 140		
75C		DP 110		
95 A 2		DP 180 SHD DP 180		
L190, L270, L320, L480		DP 110L		

Brand/ Model designation	Year of manu- facture	DURACELL Professional	DURACELL Extreme	DURACELL Advanced
Mikasa				
Road roller NOR 20 N				DA 95
Möil				
Combine harvester				DA 95
Motostandard				
1050 D - 3000				DA 50H
Moxy				
5200, 6200S		DP 170 SHD		
MT26 - MT 31		DP 145 SHD DP 140		
MT36 - MT41		DP 225 SHD DP 225		
MTZ				
Tractor			DE 80 AGM	DA 80
Napoliene				
2800			DE 70 AGM	DA 77H
3000 - 5000				DA 70L
6000 - 10000			DE 70 AGM	DA 77H
Nardi				
alle Modelle/all models				DA 70L
Neuson				
Bagger 803				DA 50T
Bagger 9503, 14504		DP 145 SHD DP 140		
Bagger, Dumper 1001-1601				DA 50T
Bagger, Dumper 1404-2403				DA 50T
Bagger, Dumper 28z3				DA 50T
Bagger, Dumper, SSL 2001*			DE 70 AGM	DA 77T
Bagger, Dumper, SSL 2503*			DE 70 AGM	DA 77T
Bagger, Dumper, SSL 3001-5001			DE 92 AGM	DA 100
Bagger, Dumper, SSL 3503-8003			DE 92 AGM	DA 100
Bagger, Dumper, SSL 38z3*			DE 70 AGM	DA 77T
Bagger, Dumper, SSL 501*			DE 70 AGM	DA 77T
Bagger, Dumper, SSL 701			DE 92 AGM	DA 100
Dumper 6001, 9001, 10001			DE 92 AGM	DA 100
SSL 901, 1101			DE 92 AGM	DA 100
Neuson-Kramer				
Radlader 180, 280				DA 50T
Radlader 380, 480, 750, 850*			DE 70 AGM	DA 77T
Radlader 580, 680, 950, 1150*			DE 70 AGM	DA 77T
Radlader 880*			DE 70 AGM	DA 77T
Teleradlader 580 T*			DE 70 AGM	DA 77T
Teleradlader 750 T*			DE 70 AGM	DA 77T
Teleskopen 3306*			DE 70 AGM	DA 77T
Teleskopen 4009*			DE 70 AGM	DA 77T
Teleskopen 4107*			DE 70 AGM	DA 77T
Neuson-MHT				
Harvester 132 HVT plus*			DE 70 AGM	DA 77T
Harvester 18002 HVT			DE 92 AGM	DA 100
Harvester 242 HV, HVT			DE 92 AGM	DA 100
Harvester 9002 HV*			DE 70 AGM	DA 77T
New Holland				
TM-Series TM 120, 130, 140, 155, 175, 190		DP 180 SHD DP 180		
Tractors 70		DP 110		
Tractors 8055		DP 145 SHD DP 140		
Tractors TS 90-135 (4 cyl.)		DP 110		
Tractors TS 90-135 (6 cyl.)		DP 110		
Nissan				
DF05A50U, DF05A60U, DF5A70U		DP 110L		
FF05A70U		DP 110L		
QF01		DP 110L		
QFF02 FORK LIFT (Diesel)		DP 110L		
Trucks FD106, 107		DP 145 SHD DP 140		
Nuffield-BMC				
245, 253		DP 110L		
3/45, 3/65, mini		DP 110		

AGRICULTURAL AND CONSTRUCTION MACHINERY

Brand/ Model designation	Year of manu- facture	DURACELL Professional	DURACELL Extreme	DURACELL Advanced
4/25, 4/65		DP 110L		
Omme				
alle Modelle/all models		DP 145 SHD DP 140		
Orenstein & Koppel				
DE 100		DP 170 SHD		
DE 26		DP 180 SHD DP 180		
DFG 26, DFG 30, DFG 40, DFG 50, DFG 60, DFG 80		DP 145 SHD DP 140		
G12		DP 145 SHD DP 140		
MH 122		DP 135 SHD		
MH 6		DP 110 SHD DP 135 SHD		
MH 9, MH 12, MH 14, MH 18, MH 25		DP 145 SHD DP 140		
RH 122		DP 135 SHD		
RH 6, RH 9, RH 12, RH 14, RH 18, RH 25		DP 145 SHD DP 140		
RH 60, RH 70, RH 75		DP 180 SHD DP 180		
Paget (Valmet)				
305, 405, 502, 504, 505, 602, 604, 605, 702, 705		DP 180 SHD DP 180		
6300, 6400, 6600, 8000, 8100 E, 8400		DP 180 SHD DP 180		
802, 803, 805, 903, 905		DP 180 SHD DP 180		
Pasquali				
947				DA 70
992				DA 50H
409, 440				DA 50H
439, 492, 493, 944				DA 63H
9445, 955, 985				DA 50H
951, 976, 987				DA 70L
957, 958 - 978				DA 70L
965 - 979			DE 70 AGM	DA 77H
985 - 995				DA 63H
996, 997			DE 70 AGM	DA 77H
Payloader				
510, 515		DP 110L		
H25B, 500		DP 110L		
H65C		DP 145 SHD DP 140		
Pegaso-Enasa				
545, 645			DE 80 AGM	DA 80
PEL-JOB				
EB706		DP 110		
TP13D		DP 110		
TP15D		DP 180 SHD DP 180		
Poclair				
75C, 75P, 90C, 90P, 115C, 115P, 160C		DP 180 SHD DP 180		
Excavators 60, 90, 115, 160		DP 180 SHD DP 180		
Excavators P60		DP 145 SHD DP 140		
GC, GY, LC, LY		DP 135 SHD		
GCK		DP 145 SHD DP 140		
MC		DP 180 SHD DP 180		
MY		DP 145 SHD DP 140		
P 10, P 20		DP 145 SHD DP 140		
SC		DP 180 SHD DP 180		
Ponsse				
alle Modelle/all models		DP 180 SHD DP 180		

Brand/ Model designation	Year of manu- facture	DURACELL Professional	DURACELL Extreme	DURACELL Advanced
Porsche				
alle Modelle/all models 218-419, AP, AR, P 111			DE 80 AGM	DA 80
Power General				
Compressor 500 D				DA 70
Propermat				
PSE				DA 63H
Rammax				
Compactor small				DA 63H
Road roller 2200, 2400; Compactor large			DE 70 AGM	DA 77H
Ransomes				
alle Modelle/all models				DA 50H
Rapid				
300, Alltrac 1800 - 2500, Alltrac AC 2000			DE 80 AGM	DA 80
Cargo-Trac			DE 92 AGM	DA 100
Rapid Special (Slanzi mot.)				DA 63H
Tractor MT 200				DA 70L
Tractor MT 3000			DE 80 AGM	DA 80
Reform Multi				
33, 50, 1450			DE 92 AGM	DA 100
Reformwerke				
Bison, Bison Super		DP 225 SHD DP 225		
Metrac alle Modelle/ all models			DE 92 AGM	DA 100
Muli 145 - 401, 50 - 600			DE 92 AGM	DA 100
Muli 45			DE 92 AGM	DA 100
Reliance				
2500, 3000			DE 70 AGM	DA 77H
Renault				
100-Series 106.54 - 180.94		DP 180 SHD DP 180		
60-Series 68.12, 68.14		DP 110L		
90-Series 95-12, 103-12, 103-14		DP 110		
Tractors 551-4, 651-4, 681-4, 751-5, 751-45		DP 110		
Tractors 68RS, 75RS, 95TX, 103TX		DP 110L		
ARES		DP 180 SHD DP 180		
CERES 320, 330, 340X, 345X, CERGOS 340, 350, 355		DP 110		
Riviere Casalis				
H 500		DP 145 SHD DP 140		
RC 5500		DP 180 SHD DP 180		
TVL 353, 453, 463			DE 80 AGM	DA 80
Rolba				
R 200 E			DE 92 AGM	DA 100
Rotair				
Compressor MDVN 32				DA 70L
Rottne				
Forest machines Rapid		DP 145 SHD DP 140		
Ruston Bycyrus				
30RBH		DP 180 SHD DP 180		
S.I.F.T.				
15, 26			DE 80 AGM	DA 80
Saint Chamond				
alle Modelle/all models			DE 80 AGM	DA 80
Same				
1056P, 1056PT		DP 145 SHD DP 140		
Ariete		DP 110L		
Aurora-Series Aurora 45		DP 110		
Buffalo-Series Buffalo		DP 180 SHD DP 180		

* Bei Batterieeinbau unter dem Fahrersitz ist oftmals unbedingt die Batterietype DA 77T/DA 72 (Box T6/LB3 mit Gesamthöhe 175mm) einzusetzen.

* When installing the battery under the driver's seat, the battery type DA 77T/DA 72 (box T6/LB3 with total height 175mm) must often be used.



Brand/ Model designation	Year of manu- facture	DURACELL Professional	DURACELL Extreme	DURACELL Advanced
Centoro 70		DP 180 SHD DP 180		
Centurion 75		DP 180 SHD DP 180		
Condor-Series Condor 55		DP 110		
Delfino 32		DP 110		
Dinosauro		DP 180 SHD DP 180		
Drago		DP 180 SHD DP 180		
Hercules-Serie Hercules		DP 180 SHD DP 180		
Jaguar 95		DP 180 SHD DP 180		
KRIPTON 80, 90, 100		DP 110L		
Laser-Serie Laser 110, 130, 150		DP 180 SHD DP 180		
Leopard C		DP 145 SHD DP 140		
Leopard-Serie Leopard 85 DT, 85 U, 90		DP 180 SHD DP 180		
Mercury		DP 145 SHD DP 140		
Minitauro		DP 145 SHD DP 140		
Minitaurus		DP 140		
Panther		DP 145 SHD DP 140		
Sirenetta		DP 110		
Taurus		DP 145 SHD DP 140		
Tiger 100, 105		DP 180 SHD DP 180		
Tractors Aricte		DP 110		
Tractors Drago 100		DP 170 SHD		
Tractors Silver 80, 90, 100		DP 180 SHD DP 180		
Trident		DP 180 SHD DP 180		
Samsung				
SE235 LC3, 240 LC3, 280 LC3, 290 LC3, 350, 450		DP 225 SHD DP 225		
SE350, SE450		DP 225 SHD DP 225		
Schaeff				
HR26B, HS26AS, HML30A/B/C		DP 145 SHD DP 140		
SKB 800, SKB 840		DP 145 SHD DP 140		
SKL 300-701		DP 145 SHD DP 140		
SKL850, SKB800, SKB840, HR30		DP 145 SHD DP 140		
Schäff				
alle anderen Modelle/ all other models		DP 145 SHD DP 140		
NR 26 A			DE 80 AGM	DA 80
Schanzlin				
Gigant-series alle anderen Modelle/all other models			DE 80 AGM	DA 80
Gigant-series Gigant 300 (35 HP)			DE 70 AGM	DA 77H
Golftrac			DE 70 AGM	DA 77H
Schilter				
ST 9500 A		DP 145 SHD DP 140		
Schmidt				
HF 2		DP 145 SHD DP 140		
SK 310			DE 70 AGM	DA 77H
SKS 150, SKS 250			DE 92 AGM	DA 100
VF 311		DP 145 SHD DP 140		

Brand/ Model designation	Year of manu- facture	DURACELL Professional	DURACELL Extreme	DURACELL Advanced
Shibaura				
GT 14, GT 16				DA 45
Tractor Minitractor				DA 70L
Tractor S 500-0, 2500-0, 1640, SE 160				DA 70L
V 475 F, V 490 F				DA 45
Shilter				
Tractor 1000, 1500				DA 70
Sicom				
600			DE 92 AGM	DA 100
1000			DE 70 AGM	DA 77H
Someca (Fiat)				
M 120		DP 180 SHD DP 180		
M 90, M 100, M 150			DE 80 AGM	DA 80
Space Saver				
alle Modelle/all models				DA 95
Sperry New Holland				
8055		DP 145 SHD DP 140		
1540 - 1895			DE 70 AGM	DA 77H
8030, 8040			DE 80 AGM	DA 80
8070, 8080			DE 70 AGM	DA 77H
818 - 907				DA 63H
Sampo 500, TF 32, TF 34			DE 70 AGM	DA 77H
TF 42, TF 44			DE 80 AGM	DA 80
TX 32, 34			DE 70 AGM	DA 77H
TX 36 - TX 56			DE 80 AGM	DA 80
Stavostroj				
KNB250, KTO300, SFS100		DP 180 SHD DP 180		
TLN030, RN030		DP 145 SHD DP 140		
VP200 Standard		DP 180 SHD DP 180		
VP200 Torpedo		DP 145 SHD DP 140		
VSH100		DP 180 SHD DP 180		
VSH150, 61W, 102W		DP 145 SHD DP 140		
W500D, W500PD		DP 180 SHD DP 180		
W71, 110, 112, 113, 170		DP 145 SHD DP 140		
W900D		DP 145 SHD DP 140		
ZV1500		DP 145 SHD DP 140		
Steinbock				
DPG/NA				DA 95
Steyr				
70		DP 180 SHD DP 180		
90			DE 92 AGM	DA 100
185				DA 70
870		DP 145 SHD DP 140		
1108			DE 92 AGM	DA 100
9125		DP 180 SHD DP 180		
1030 - 1400		DP 180 SHD DP 180		
15, 18				DA 95
545, -Super, 548		DP 145 SHD DP 140		
650, 658, 760, 768				DA 70
8045, -A, 8055, 8065			DE 80 AGM	DA 80
8060 - 8090		DP 145 SHD DP 140		
8110 - 8130 Turbo		DP 180 SHD DP 180		

AGRICULTURAL AND CONSTRUCTION MACHINERY

Brand/ Model designation	Year of manu- facture	DURACELL Professional	DURACELL Extreme	DURACELL Advanced
8140 - 8180		DP 180 SHD DP 180		
83 TK		DP 145 SHD DP 140		
8300, 8320		DP 145 SHD DP 140		
9078 - 9094			DE 80 AGM	DA 80
9155, 9170, 9190		DP 180 SHD DP 180		
980, -Super, 988		DP 180 SHD DP 180		
D 180			DE 80 AGM	DA 80
D 188			DE 92 AGM	DA 100
D 430, 540, 580			DE 92 AGM	DA 100
D 80, 84				DA 63H
M 9086 - M 9094 Base			DE 92 AGM	DA 100
M 958 - M 975			DE 92 AGM	DA 100
Tractor 180				DA 95
Tractors 188, 190				DA 63H
Tractors 30, 40, 90				DA 95
Tractors 8055, 8065			DE 92 AGM	DA 100
Tractors CVT 120, 130, 150, 170		DP 170 SHD		
Stiga				
Lawnmower TR 90				DA 60
Stiger				
1840, 2540				DA 95L
Still				
Truck 7001 - 7037				DA 50H
Truck R 40, 43			DE 92 AGM	DA 100
Sullair				
Compressor 21D, 28 D, 34 D, F 40 D			DE 70 AGM	DA 77H
Compressor F 35 D, 50 D, 74 D, 94 D			DE 92 AGM	DA 100
Compressor F 54 D			DE 70 AGM	DA 77H
Tadano				
TB 12				DA 70
TB 25 - 45				DA 95L
TB 650S				DA 70
TBO 25, TBO 35				DA 95
TL 20				DA 70L
Takeuchi				
alle Modelle/all models TB 020 - TB 045				DA 70L
TCM				
Wheel loader FG 25				DA 70L
Tecnomax				
655		DP 180 SHD DP 180		
Terex-Atlas				
TM350, TM520		DP 145 SHD DP 140		
Terex-Fuchs				
MHL250E		DP 145 SHD DP 140		
MHL320D		DP 110 SHD		
MHL331D		DP 110 SHD		
MHL331E		DP 110 SHD		
MHL335D		DP 110 SHD		
MHL335E		DP 110 SHD		
MHL340D		DP 110 SHD		
MHL340D FQC		DP 110 SHD		
MHL340E		DP 110 SHD		
MHL340E FQC		DP 110 SHD		
MHL350E		DP 110 SHD		
MHL350E		DP 110 SHD		
MHL350E FQC		DP 110 SHD		
MHL380D		DP 145 SHD DP 140		
Terex-Schaeff				
Mobilbagger TW110 (67 kW)		DP 145 SHD DP 140		

Brand/ Model designation	Year of manu- facture	DURACELL Professional	DURACELL Extreme	DURACELL Advanced
Raupenbagger TC125 (69 kW)		DP 145 SHD DP 140		
Thwaites				
TUSKER (Electric Start)		DP 110L		
Timberjack				
810		DP 110L		
1410		DP 110		
1210, 1210 B		DP 110		
1270 B, C		DP 145 SHD DP 140		
1470, 1710, 1840, 1870, 1880		DP 145 SHD DP 140		
260, 280 master, 280 E		DP 145 SHD DP 140		
360, 209		DP 110L		
678 F/P		DP 110		
705/260, 705/270, 705/280, 706/260, 707/280		DP 145 SHD DP 140		
810 B		DP 110		
870, 870 B		DP 110		
990, 1270		DP 110		
Mini brunett 578F, 678F		DP 110		
215, 230, 404		DP 110		
Toro				
Wheel loader 500 D		DP 180 SHD DP 180		
Towmotor				
540 D, 600 D, 680 D, 5023-5101		DP 170 SHD		
alle anderen Modelle/ all other models				DA 70
Toyota				
5FD 10-18				DA 60L
6 FBFB 15-30				DA 63H
FD 15 - 35, SFG 15				DA 60L
FT 2 FD 50, 60				DA 60
Motor type 2F, H				DA 95L
Motor type 2J, 5P				DA 70L
Motor type 3P, 4P, 5R				DA 45L
TD 20, 25, 3TD35, 45				DA 95L
Troyan				
204				DA 70L
Umo-Belarus				
alle Modelle/all models			DE 80 AGM	DA 80
Unimog				
T600/421			DE 92 AGM	DA 100
Union				
U 20		DP 180 SHD DP 180		
Universal				
1640		DP 180 SHD DP 180		
(SM) 1600 DTC		DP 180 SHD DP 180		
400, 453, 533		DP 180 SHD DP 180		
445 DTC, 445 V, 445 L, 445 ST		DP 180 SHD DP 180		
530 DTC, L, ST, V, 600 V1		DP 180 SHD DP 180		
533, 703, 703 DT		DP 180 SHD DP 180		
600 HC, 643		DP 180 SHD DP 180		
640 DT, ST, DTC, HC, V		DP 180 SHD DP 180		
850, 1010		DP 180 SHD DP 180		
SM 640, 1010 DT, 1445		DP 180 SHD DP 180		
SV 530, 530 V		DP 145 SHD DP 140		
U 400, V 400		DP 180 SHD DP 180		

* Bei Batterieeinbau unter dem Fahrersitz ist oftmals unbedingt die Batterietype DA 77T/DA 72 (Box T6/LB3 mit Gesamthöhe 175mm) einzusetzen.
 * When installing the battery under the driver's seat, the battery type DA 77T/DA 72 (box T6/LB3 with total height 175mm) must often be used.



Brand/ Model designation	Year of manu- facture	DURACELL Professional	DURACELL Extreme	DURACELL Advanced
Ursus				
1634		DP 180 SHD DP 180		
1134, 1201, 1204, 1222, 1224, 1232, 1234		DP 145 SHD DP 140		
207, 208, 209, 210		DP 145 SHD DP 140		
4512, 4514, 5312, 5314		DP 145 SHD DP 140		
932, 934		DP 145 SHD DP 140		
Tractors 1034, 1434, 1614		DP 110L		
Tractors 4514, 5514, 6514		DP 110		
Tractors 914, 1014		DP 110L		
Utos				
alle Modelle/all models		DP 180 SHD DP 180		
Valmet				
805		DP 180 SHD DP 180		
1103, 1203, 2005, 2105		DP 145 SHD DP 140		
4100, 4300, 4400		DP 145 SHD DP 140		
Valor				
alle Modelle/all models			DE 80 AGM	DA 80
Valtra				
C-Series		DP 180 SHD DP 180		
HiTech		DP 180 SHD DP 180		
Mezzo - Mega		DP 180 SHD DP 180		
M-Series		DP 180 SHD DP 180		
N2-Series		DP 180 SHD DP 180		
N82 - N92 Series		DP 180 SHD DP 180		
N-Series		DP 180 SHD DP 180		
S-Series	01.09-	DP 110L		
S-Series	01.70-12.08	DP 225 SHD DP 225		
T1-Series		DP 180 SHD DP 180		
T2-Series		DP 180 SHD		
Tc, Tch-Series		DP 180 SHD DP 180		
T-Series		DP 225 SHD DP 225		
XM-Series		DP 180 SHD DP 180		
X-Series		DP 180 SHD DP 180		
Valtra-Valmet				
Loader H240			DE 92 AGM	DA 100
Snowscooter TN, TD-205, 255, 275			DE 92 AGM	DA 100
Vandel				
4325		DP 180 SHD DP 180		
Versatile				
alle Modelle/all models			DE 80 AGM	DA 80
Viking				
PEX 722 (Volvo), 900		DP 110		
PEX100		DP 145 SHD DP 140		
PW999		DP 110		
REX 722 (Deutz)		DP 110		
V110, 160H		DP 110		
Volvo				
4300		DP 110		

Brand/ Model designation	Year of manu- facture	DURACELL Professional	DURACELL Extreme	DURACELL Advanced
861 DUMPER		DP 145 SHD DP 140		
A 20, 25 Dumper		DP 145 SHD DP 140		
Bagger EC160		DP 110		
Bagger EC160B, 180B		DP 180 SHD DP 180		
Bagger EC160C, 180C		DP 145 SHD DP 140		
Bagger EC210B, 210C		DP 180 SHD DP 180		
Bagger EC240, 240 B		DP 225 SHD DP 225		
Bagger EC280		DP 145 SHD DP 140		
Bagger EC290, 290B, 330B		DP 225 SHD DP 225		
Bagger EC340		DP 180 SHD DP 180		
Bagger EC35, 45				DA 63H
Bagger EC360, EC360B		DP 225 SHD DP 225		
Bagger EC390, 450		DP 180 SHD DP 180		
Bagger EC460, 460B		DP 225 SHD DP 225		
Bagger EC50			DE 80 AGM	DA 80
Bagger EC650		DP 180 SHD DP 180		
Bagger EC700B		DP 225 SHD DP 225		
Bagger EW140		DP 110		
Bagger EW140B, 140C		DP 145 SHD DP 140		
Bagger EW160		DP 110		
Bagger EW160B, 160C		DP 145 SHD DP 140		
Bagger EW180B, 180C		DP 145 SHD DP 140		
Bagger EW200B		DP 145 SHD DP 140		
BM 616, BM 616B		DP 145 SHD DP 140		
L 120		DP 145 SHD DP 140		
L 4950, L 4951		DP 145 SHD DP 140		
LM 1640, 1641		DP 145 SHD DP 140		
LM 841, 845, 846		DP 110		
Muldenkipper 5350B, A20B, C, A25B, C		DP 110		
Muldenkipper A25D, 28, 30, 30C, 30D, 35, 35C, 35D, 40, 40D		DP 180 SHD DP 180		
Muldenkipper DR 861		DP 135 SHD		
Muldenkipper EL70		DP 110		
Radlader L110E, 120E, 150E, 180E, 220E		DP 145 SHD DP 140		
Radlader L320E		DP 225 SHD DP 225		
VKH116, 118, 310, 312		DP 145 SHD DP 140		
Volvo-BM Valmet				
Tractors 505, 605, 615, 705, 805, 815, 862, 892, 905		DP 170 SHD		
Wacker				
Road roller 86-110, 90A				DA 63H
Road roller LS 15				DA 95
Wacker Neuson SE				
Bagger 803				DA 50T
Bagger 9503, 14504		DP 145 SHD DP 140		

AGRICULTURAL AND CONSTRUCTION MACHINERY

Brand/ Model designation	Year of manu- facture	DURACELL Professional	DURACELL Extreme	DURACELL Advanced
Bagger, Dumper 1001-1601				DA 50T
Bagger, Dumper 1404-2403				DA 50T
Bagger, Dumper 28z3				DA 50T
Bagger, Dumper, SSL 2001*			DE 70 AGM	DA 77H
Bagger, Dumper, SSL 2503*			DE 70 AGM	DA 77H
Bagger, Dumper, SSL 3001-5001			DE 92 AGM	DA 100
Bagger, Dumper, SSL 3503-8003			DE 92 AGM	DA 100
Bagger, Dumper, SSL 38z3*			DE 70 AGM	DA 77H
Bagger, Dumper, SSL 501*			DE 70 AGM	DA 77H
Bagger, Dumper, SSL 701			DE 92 AGM	DA 100
Dumper 6001, 9001, 10001			DE 92 AGM	DA 100
SSL 901, 1101			DE 92 AGM	DA 100
Wallis & Stevens				
Advanced rollers OG, PG				DA 70L
Wayne				
Street-sweeping machine				DA 70L
Westwood				
Lawnmower 250 Truck				DA 95
Wheel Horse				
1257, 1277				DA 45L
D 200, -Automatic				DA 50H
Wille				
445			DE 92 AGM	DA 100
Willer				
Road roller 150				DA 95L
Yale & Towne				
2000 (Cummins)		DP 110L		
204A (Cummins)		DP 110		
2711E (DIESEL)		DP 110		
300 (Leyland)		DP 145 SHD DP 140		
3000 (Cummins & Leyland)		DP 145 SHD DP 140		
D30, 51, 60		DP 110L		
FORK LIFT TRUCKS (D)		DP 110L		
G1F, GP51F, L51F, LP51F/60 (Ford P or LP Eng.)		DP 110		
JUNIOR TRACTOR (D)		DP 110L		
Yanmar				
YM 2760				DA 95
186				DA 45
150, 160				DA 45
240 - 336				DA 70L
Zetor				
10000-Series 10520, 10540, 10641, 11641		DP 170 SHD		
10000-Series 11245, 12245		DP 145 SHD DP 140		
10000-Series 14011		DP 180 SHD DP 180		
10000-Series 14245		DP 145 SHD DP 140		
10000-Series 16045, 16145		DP 180 SHD DP 180		
10000-Series 16245		DP 145 SHD DP 140		
3000-Series 3320, 3340		DP 180 SHD DP 180		
3000-Series 3321, 3341		DP 145 SHD DP 140		
4000-Series 4321, 4341		DP 145 SHD DP 140		
50 SUPER		DP 180 SHD DP 180		
5000-Series 5011, 5011S, 5045, 5211, 5245		DP 180 SHD DP 180		
5000-Series 5320, 5340		DP 180 SHD DP 180		
5000-Series 5341		DP 145 SHD DP 140		

Brand/ Model designation	Year of manu- facture	DURACELL Professional	DURACELL Extreme	DURACELL Advanced
5000-Series 550		DP 180 SHD DP 180		
6000-Series 6011, 6045, 6245		DP 180 SHD DP 180		
6000-Series 6211, 6320, 6340		DP 180 SHD DP 180		
7000-Series 7011, 7045, 7245, 7745		DP 180 SHD DP 180		
7000-Series 7211, 7711		DP 180 SHD DP 180		
7000-Series 7520, 7540		DP 170 SHD		
8000-Series 8245		DP 145 SHD DP 140		
8000-Series 8520, 8540		DP 180 SHD DP 180		
8000-Series 8621, 8641		DP 170 SHD		
9000-Series 9520, 9540		DP 180 SHD DP 180		
Tractors 7011, 7045, 7211, 7245, 7745		DP 180 SHD DP 180		
Tractors Forterra, -HD, -HSX	01.06-	DP 170 SHD		
Tractors Major		DP 140		
Tractors Proxima, -Power, -Plus	01.06-	DP 170 SHD		
Zettelmeyer				
Wheel loaders KL25, 30		DP 170 SHD		
Wheel loaders L2000 Europa		DP 170 SHD		
Wheel loaders L800, 1000, 1200		DP 170 SHD		
Wheel loaders WAS, WAW		DP 170 SHD		
Wheel loaders ZW90		DP 170 SHD		
ZL 1000, 1001		DP 180 SHD DP 180		
ZL 1801, 2000, 2002		DP 145 SHD DP 140		
ZL 300		DP 135 SHD		
ZL 3002, 4001, 4002, 5001F		DP 180 SHD DP 180		
ZL 800, 1000		DP 170 SHD		
ZL 801		DP 180 SHD DP 180		
ZW		DP 180 SHD DP 180		

* Bei Batterieeinbau unter dem Fahrersitz ist oftmals unbedingt die Batterietype DA 77T/DA 72 (Box T6/LB3 mit Gesamthöhe 175mm) einzusetzen.
* When installing the battery under the driver's seat, the battery type DA 77T/DA 72 (box T6/LB3 with total height 175mm) must often be used.

Snow Groomers



Brand/ Model designation	Year of manu- facture	DURACELL Professional	DURACELL Extreme	DURACELL Advanced
Bombardier-Camoplast				
BR 180			DE 80 AGM	DA 80
Yeti +				DA 95
Yeti M		DP 110		
Intropa-Ratrac				
1500				DA 70
1800				DA 95
Hydro Turbo	01.81-	DP 145 SHD DP 140		
Hydromaster		DP 225 SHD DP 225		
Turbo Cat				DA 95L
Turbo Truck TT 260		DP 180 SHD DP 180		
Kässbohrer				
PistenBully 100			DE 92 AGM	DA 100
PistenBully 120			DE 92 AGM	DA 100
PistenBully 130			DE 92 AGM	DA 100
PistenBully 150			DE 92 AGM	DA 100
PistenBully 170			DE 92 AGM	DA 100
PistenBully 200		DP 135 SHD		
PistenBully 210			DE 92 AGM	DA 100
PistenBully 220			DE 92 AGM	DA 100
PistenBully 240			DE 92 AGM	DA 100
PistenBully 260		DP 135 SHD		
PistenBully 270		DP 145 SHD DP 140		
PistenBully 300		DP 135 SHD		
PistenBully 320		DP 145 SHD DP 140		
PistenBully 400		DP 145 SHD DP 140		
PistenBully 600, W		DP 135 SHD		
PistenBully Canyon			DE 92 AGM	DA 100
Leitner				
LH 250			DE 92 AGM	DA 100
LH 300		DP 110		
LH 350		DP 110		
LH 360*			DE 70 AGM	DA 77H
LH 400		DP 170 SHD DP 180 SHD		
LH 420		DP 180		
LH 500		DP 170 SHD		
LH 600		DP 170 SHD		
Paana				
125				DA 63H
170				DA 63H
Forest				DA 63H
Prinoth-Leitner				
2000				DA 95
A11				DA 95
Beast		DP 170 SHD		
Bison		DP 170 SHD		
Everest Parkdesigner, Power		DP 225 SHD DP 225		
Husky			DE 70 AGM	DA 77H
Leitwolf, -X		DP 170 SHD		
T2				DA 95
T4S		DP 170 SHD		
Titan				DA 95
TR*			DE 70 AGM	DA 77H

* mit Bodenleistenadapter / with base hold-down adapter

DURACELL[®]

AUTOMOTIVE

Duracell Automotive c/o Banner GmbH

Banner Straße 1, A-4021 Linz

Telefon +43/(0)732/38 88-0, Fax DW-21599

e-mail: info@duracell-automotive.com

www.duracell-automotive.com

